

MONACO MARINE

Sales Brochure
售樓說明書

MONACO
MARINE

You are advised to take the following steps before purchasing first-hand residential properties.

For all first-hand residential properties

1. Important information

- Make reference to the materials available on the Sales of First-hand Residential Properties Electronic Platform (SRPE) (www.srpe.gov.hk) on the first-hand residential property market.
- Study the information on the website designated by the vendor for the development, including the sales brochure, price lists, documents containing the sales arrangements, and the register of transactions of a development.
- Sales brochure for a development will be made available to the general public at least 7 days immediately before a date of sale while price list and sales arrangements will be made available at least 3 days immediately before the date of sale.
- Information on transactions can be found on the register of transactions on the website designated by the vendor for the development and the SRPE.

2. Fees, mortgage loan and property price

- Calculate the total expenses of the purchase, such as solicitors' fees, mortgage charges, insurance fees and stamp duties.
- Check with banks to find out if you will be able to obtain the needed mortgage loan, select the appropriate payment method and calculate the amount of the mortgage loan to ensure it is within your repayment ability.
- Check recent transaction prices of comparable properties for comparison.
- Check with the vendor or the estate agent the estimated management fee, the amount of management fee payable in advance (if any), special fund payable (if any), the amount of reimbursement of the deposits for water, electricity and gas (if any), and/or the amount of debris removal fee (if any) you have to pay to the vendor or the manager of the development.

3. Price list, payment terms and other financial incentives

- Vendors may not offer to sell all the residential properties that are covered in a price list. To know which residential properties the vendors may offer to sell, pay attention to the sales arrangements which will be announced by the vendors at least 3 days before the relevant residential properties are offered to be sold.
- Pay attention to the terms of payment as set out in a price list. If there are discounts on the price, gift, or any financial advantage or benefit to be made available in connection with the purchase of the residential properties, such information will also be set out in the price list.

- If you intend to opt for any mortgage loan plans offered by financial institutions specified by the vendor, before entering into a preliminary agreement for sale and purchase (PASP), you must study the details of various mortgage loan plans¹ as set out in the price list concerned. If you have any questions about these mortgage loan plans, you should check with the financial institutions concerned direct before entering into a PASP.

4. Property area and its surroundings

- Pay attention to the area information in the sales brochure and price list, and price per square foot/metre in the price list. According to the Residential Properties (First-hand Sales) Ordinance (Cap. 621) (the Ordinance), vendors can only present the area and price per square foot and per square metre of a residential property using saleable area. Saleable area, in relation to a residential property, means the floor area of the residential property, and includes the floor area of every one of the following to the extent that it forms part of the residential property - (i) a balcony; (ii) a utility platform; and (iii) a verandah. The saleable area excludes the area of the following which forms part of the residential property - air-conditioning plant room; bay window; cockloft; flat roof; garden; parking space; roof; stairhood; terrace and yard.
- Floor plans of all residential properties in the development have to be shown in the sales brochure. In a sales brochure, floor plans of residential properties in the development must state the external and internal dimensions of each residential property². The external and internal dimensions of residential properties as provided in the sales brochure exclude plaster and finishes. You are advised to note this if you want to buy furniture before handing over of the residential property.

¹ The details of various mortgage loan plans include the requirements for mortgagors on minimum income level, the loan limit under the first mortgage and second mortgage, the maximum loan repayment period, the change of mortgage interest rate throughout the entire repayment period, and the payment of administrative fees.

² According to section 10(2)(d) in Part 1 of Schedule 1 to the Ordinance, each of the floor plans of the residential properties in the development in the sales brochure must state the following -

- (i) the external dimensions of each residential property;
- (ii) the internal dimensions of each residential property;
- (iii) the thickness of the internal partitions of each residential property;
- (iv) the external dimensions of individual compartments in each residential property.

According to section 10(3) in Part 1 of Schedule 1 to the Ordinance, if any information required by section 10(2)(d) in Part 1 of Schedule 1 to the Ordinance is provided in the approved building plans for the development, a floor plan must state the information as so provided.

- Visit the development site and get to know the surroundings of the property (including transportation and community facilities). Check town planning proposals and decisions which may affect the property. Take a look at the location plan, aerial photograph, outline zoning plan and cross-section plan that are provided in the sales brochure.

5. Sales brochure

- Ensure that the sales brochure obtained is the latest version. According to the Ordinance, the sales brochure made available to the public should be printed or examined, or examined and revised within the previous 3 months.
- In respect of an uncompleted development, the vendor may alter the building plans (if any) whenever the vendor considers necessary. To know the latest information of an uncompleted development, keep paying attention to any revised sales brochures made available by the vendor.
- Read through the sales brochure and in particular, check the following information in the sales brochure -
 - whether there is a section on “relevant information” in the sales brochure, under which information on any matter that is known to the vendor but is not known to the general public, and is likely to materially affect the enjoyment of a residential property will be set out. Please note that information contained in a document that has been registered with the Land Registry will not be regarded as “relevant information”;
 - the cross-section plan showing a cross-section of the building in relation to every street adjacent to the building, and the level of every such street in relation to a known datum and to the level of the lowest residential floor of the building. This will help you visualize the difference in height between the lowest residential floor of a building and the street level, regardless of how that lowest residential floor is named;
 - interior and exterior fittings and finishes and appliances;
 - the basis on which management fees are shared;
 - whether individual owners have obligations or need to share the expenses for managing, operating and maintaining the public open space or public facilities inside or outside the development, and the location of the public open space or public facilities; and
 - whether individual owners have responsibility to maintain slopes.

6. Government land grant and deed of mutual covenant (DMC)

- Read the Government land grant and the DMC (or the draft DMC). Information such as ownership of the rooftop and external walls can be found in the DMC. The vendor will provide copies of the Government land grant and the DMC (or the draft DMC) at the place where the sale is to take place for free inspection by prospective purchasers.
- Check the Government land grant on whether individual owners are liable to pay Government rent.
- Check the DMC on whether animals can be kept in the residential property.

7. Information on Availability of Residential Properties for Selection at Sales Office

- Check with the vendor which residential properties are available for selection. If a “consumption table” is displayed by the vendor at the sales office, you may check from the table information on the progress of sale on a date of sale, including which residential properties are offered for sale at the beginning of that date of sale and which of them have been selected and sold during that date of sale.
- Do not believe in rumours about the sales condition of the development and enter into a PASP rashly.

8. Register of Transactions

- Pay attention to the register of transactions for a development. A vendor must, within 24 hours after entering into a PASP with a purchaser, enter transaction information of the PASP in the register of transactions. The vendor must, within 1 working day after entering into an agreement for sale and purchase (ASP), enter transaction information of the ASP in the register of transactions. Check the register of transactions for the concerned development to learn more about the sales condition of the development.
- Never take the number of registrations of intent or cashier orders a vendor has received for the purpose of registration as an indicator of the sales volume of a development. The register of transactions for a development is the most reliable source of information from which members of the public can grasp the daily sales condition of the development.

9. Agreement for sale and purchase

- Ensure that the PASP and ASP include the mandatory provisions as required by the Ordinance.

- Pay attention that fittings, finishes and appliances to be included in the sale and purchase of the property are inserted in the PASP and ASP.
- Pay attention to the area plan annexed to the ASP which shows the total area which the vendor is selling to you. The total area which the vendor is selling to you is normally greater than the saleable area of the property.
- Pay attention to the vendor’s right to alter the building plans (if any) for an uncompleted development. The mandatory provisions to be incorporated in an ASP for uncompleted development as required by the Ordinance include a provision requiring the vendor to notify the purchaser in writing of such alteration if the same affects in any way the property within 14 days after its having been approved by the Building Authority.
- A preliminary deposit of **5%** of the purchase price is payable by you to the owner (i.e. the seller) on entering into a PASP.
- If you do not execute the ASP within **5 working days** (working day means a day that is not a general holiday or a Saturday or a black rainstorm warning day or gale warning day) after entering into the PASP, the PASP is terminated, the preliminary deposit (i.e. 5% of the purchase price) is forfeited, and the owner (i.e. the seller) does not have any further claim against you for not executing the ASP.
- If you execute the ASP within 5 working days after the signing of the PASP, the owner (i.e. the seller) must execute the ASP within 8 working days after entering into the PASP.
- The deposit should be made payable to the solicitors’ firm responsible for stakeholding purchasers’ payments for the property.

10. Expression of intent of purchasing a residential property

- Note that vendors (including their authorized representative(s)) should not seek or accept any specific or general expression of intent of purchasing any residential property before the relevant price lists for such properties are made available to the public. You therefore should not make such an offer to the vendors or their authorized representative(s).
- Note that vendors (including their authorized representative(s)) should not seek or accept any specific expression of intent of purchasing a particular residential property before the sale of the property has commenced. You therefore should not make such an offer to the vendors or their authorized representative(s).

11. Appointment of estate agent

- Note that if the vendor has appointed one or more than one estate agents to act in the sale of any specified residential

property in the development, the price list for the development must set out the name of all the estate agents so appointed as at the date of printing of the price list.

- You may appoint any estate agent (not necessarily from those estate agency companies appointed by the vendor) to act in the purchase of any specified residential property in the development, and may also not appoint any estate agent to act on your behalf.
- Before you appoint an estate agent to look for a property, you should -
 - find out whether the agent will act on your behalf only. If the agent also acts for the vendor, he/she may not be able to protect your best interests in the event of a conflict of interest;
 - find out whether any commission is payable by you to the estate agent and, if so, its amount and the time of payment; and
 - note that only licensed estate agents or salespersons may accept your appointment. If in doubt, you should request the estate agent or salesperson to produce his/her Estate Agent Card, or check the Licence List on the Estate Agents Authority website: www.eaa.org.hk.

12. Appointment of solicitor

- Consider appointing your own solicitor to protect your interests. If the solicitor also acts for the vendor, he/she may not be able to protect your best interests in the event of a conflict of interest.
- Compare the charges of different solicitors.

For first-hand uncompleted residential properties

13. Pre-sale Consent

- For uncompleted residential property under the Lands Department Consent Scheme, seek confirmation from the vendor whether the “Pre-sale Consent” has been issued by the Lands Department for the development.

14. Show flats

- While the vendor is not required to make any show flat available for viewing by prospective purchasers or the general public, if the vendor wishes to make available show flats of a specified residential property, the vendor must first of all make available an unmodified show flat of that residential property and that, having made available such unmodified show flat, the vendor may then make available a modified show flat of that residential property. In this connection, the vendor is allowed to make available more than one modified show flat of that residential property.

- If you visit the show flats, you should always look at the unmodified show flats for comparison with the modified show flats. That said, the Ordinance does not restrict the discretion of the vendor in arranging the sequence of the viewing of unmodified and modified show flats.
- Sales brochure of the development should have been made available to the public when the show flat is made available for viewing. You are advised to get a copy of the sales brochure and make reference to it when viewing the show flats.
- You may take measurements in modified and unmodified show flats, and take photographs or make video recordings of unmodified show flats, subject to reasonable restriction(s) which may be set by the vendor for ensuring safety of the persons viewing the show flat.

For first-hand uncompleted residential properties and completed residential properties pending compliance

15. Estimated material date and handing over date

- Check the estimated material date³ for the development in the sales brochure.
 - The estimated material date for a development in the sales brochure is not the same as the date on which a residential property is handed over to purchaser. The latter is normally later than the former. However, the handing over date may be earlier than the estimated material date set out in the sales brochure in case of earlier completion of the development.
- Handing over date
 - The mandatory provisions to be incorporated in an ASP as required by the Ordinance include a provision requiring the vendor to apply in writing for an Occupation Document / a Certificate of Compliance or the Director of Lands' Consent to Assign (as the case may be) in respect of the development within 14 days after the estimated material date as stipulated in the ASP.
 - For development subject to the Lands Department Consent Scheme, the vendor is required to notify the purchaser in writing that the vendor is in a position validly to assign the property within one month after the issue of the Certificate of Compliance or the Consent to Assign, whichever first happens; or

³ Generally speaking, "material date" means the date on which the conditions of the land grant are complied with in respect of the development, or the date on which the development is completed in all respects in compliance with the approved building plans or the conditions subject to which the certificate of exemption is issued. For details, please refer to section 2 of the Ordinance.

- For development not subject to the Lands Department Consent Scheme, the vendor is required to notify the purchaser in writing that the vendor is in a position validly to assign the property within 6 months after the issue of the Occupation Document including Occupation Permit.
- The mandatory provisions to be incorporated in an ASP as required by the Ordinance include a provision requiring completion of the sale and purchase within 14 days after the date of the notification aforesaid. Upon completion, the vendor shall arrange handover of the property to the purchaser.
- Authorized Person (AP) may grant extension(s) of time for completion of the development beyond the estimated material date.
 - The mandatory provisions to be incorporated in an ASP as required by the Ordinance include a provision that the AP of a development may grant an extension of time for completion of the development beyond the estimated material date having regard to delays caused exclusively by any one or more of the following reasons:
 - strike or lock-out of workmen;
 - riots or civil commotion;
 - force majeure or Act of God;
 - fire or other accident beyond the vendor's control;
 - war; or
 - inclement weather.
 - The AP may grant more than once such an extension of time depending on the circumstances. That means handover of the property may be delayed.
 - The mandatory provisions to be incorporated in an ASP as required by the Ordinance also include a provision requiring the vendor to, within 14 days after the issue of an extension of time granted by the AP, furnish the purchaser with a copy of the relevant certificate of extension.
- Ask the vendor if there are any questions on handing over date.

For first-hand completed residential properties

16. Vendor's information form

- Ensure that you obtain the "vendor's information form(s)" printed within the previous 3 months in relation to the residential property/properties you intend to purchase.

17. Viewing of property

- Ensure that, before you purchase a residential property, you are arranged to view the residential property that you would like to purchase or, if it is not reasonably practicable to view the property in question, a comparable property in the development, unless you agree in writing that the vendor is not required to arrange such a comparable property for viewing for you. You are advised to think carefully before signing any waiver.
- You may take measurements, take photographs or make video recordings of the property, unless the property is held under a tenancy or reasonable restriction(s) is/are needed to ensure safety of the persons viewing the property.

For complaints and enquiries relating to the sales of first-hand residential properties by the vendors which the Ordinance applies, please contact the Sales of First-hand Residential Properties Authority -

Website	: www.srpa.gov.hk
Telephone	: 2817 3313
Email	: enquiry_srpa@hd.gov.hk
Fax	: 2219 2220

Other useful contacts:

Consumer Council	
Website	: www.consumer.org.hk
Telephone	: 2929 2222
Email	: cc@consumer.org.hk
Fax	: 2856 3611

Estate Agents Authority	
Website	: www.eaa.org.hk
Telephone	: 2111 2777
Email	: enquiry@eaa.org.hk
Fax	: 2598 9596

Real Estate Developers Association of Hong Kong	
Telephone	: 2826 0111
Fax	: 2845 2521

Sales of First-hand Residential Properties Authority
March 2023

您在購置一手住宅物業之前，應留意下列事項：

適用於所有一手住宅物業

1. 重要資訊

- 瀏覽一手住宅物業銷售資訊網(下稱「銷售資訊網」)(網址：www.srpe.gov.hk)，參考「銷售資訊網」內有關一手住宅物業的市場資料。
- 閱覽賣方就該發展項目所指定的互聯網網站內的有關資訊，包括售樓說明書、價單、載有銷售安排的文件，及成交紀錄冊。
- 發展項目的售樓說明書，會在該項目的出售日期前最少七日向公眾發布，而有關價單和銷售安排，亦會在該項目的出售日期前最少三日公布。
- 在賣方就有關發展項目所指定的互聯網網站，以及「銷售資訊網」內，均載有有關物業成交資料的成交紀錄冊，以供查閱。

2. 費用、按揭貸款和樓價

- 計算置業總開支，包括律師費、按揭費用、保險費，以及印花稅。
- 向銀行查詢可否取得所需的按揭貸款，然後選擇合適的還款方式，並小心計算按揭貸款金額，以確保貸款額沒有超出本身的負擔能力。
- 查閱同類物業最近的成交價格，以作比較。
- 向賣方或地產代理瞭解，您須付予賣方或該發展項目的管理人的預計的管理費、管理費上期金額(如有)、特別基金金額(如有)、補還的水、電力及氣體按金(如有)，以及/或清理廢料的費用(如有)。

3. 價單、支付條款，以及其他財務優惠

- 賣方未必會把價單所涵蓋的住宅物業悉數推售，因此應留意有關的銷售安排，以了解賣方會推售的住宅物業為何。賣方會在有關住宅物業推售日期前最少三日公布銷售安排。

- 留意價單所載列的支付條款。倘買家可就購置有關住宅物業而連帶獲得價格折扣、贈品，或任何財務優惠或利益，上述資訊亦會在價單內列明。
- 如您擬選用由賣方指定的財務機構提供的各類按揭貸款計劃，在簽訂臨時買賣合約前，應先細閱有關價單內列出的按揭貸款計劃資料¹。如就該些按揭貸款計劃的詳情有任何疑問，應在簽訂臨時買賣合約前，直接向有關財務機構查詢。

4. 物業的面積及四周環境

- 留意載於售樓說明書和價單內的物業面積資料，以及載於價單內的每平方呎/每平方米售價。根據《一手住宅物業銷售條例》(第 621 章)(下稱「條例」)，賣方只可以實用面積表達住宅物業的面積和每平方呎及平方米的售價。就住宅物業而言，實用面積指該住宅物業的樓面面積，包括在構成該物業的一部分的範圍內的以下每一項目的樓面面積：(i)露台；(ii)工作平台；以及(iii)陽台。實用面積並不包括空調機房、窗台、閣樓、平台、花園、停車位、天台、梯屋、前庭及庭院的每一項目的面積，即使該些項目構成該物業的一部分的範圍。
- 售樓說明書必須顯示發展項目中所有住宅物業的樓面平面圖。在售樓說明書所載有關發展項目中住宅物業的每一份樓面平面圖，均須述明每個住宅物業的外部及內部的尺寸²。售樓說明書所提供有關住宅物業外部及內部的尺寸，不會把批盪和裝飾物料包括在內。買家收樓前如欲購置家具，應留意這點。

¹ 按揭貸款計劃的資料包括有關按揭貸款計劃對借款人的最低收入的要求、就第一按揭連同第二按揭可獲得的按揭貸款金額上限、最長還款年期、整個還款期內的按揭利率變化，以及申請人須繳付的手續費。

² 根據條例附表1第1部第10(2)(d)條述明，售樓說明書內顯示的發展項目中的住宅物業的每一份樓面平面圖須述明以下各項 -

- 每個住宅物業的外部尺寸；
- 每個住宅物業的內部尺寸；
- 每個住宅物業的內部間隔的厚度；
- 每個住宅物業內個別分隔室的外部尺寸。

根據條例附表1第1部第10(3)條，如有關發展項目的經批准的建築圖則，提供條例附表1第1部第10(2)(d)條所規定的資料，樓面平面圖須述明如此規定的該資料。

- 親臨發展項目的所在地實地視察，以了解有關物業的四周環境(包括交通和社區設施)；亦應查詢有否任何城市規劃方案和議決，會對有關的物業造成影響；參閱載於售樓說明書內的位置圖、鳥瞰照片、分區計劃大綱圖，以及橫截面圖。

5. 售樓說明書

- 確保所取得的售樓說明書屬最新版本。根據條例，提供予公眾的售樓說明書必須是在之前的三個月之內印製或檢視、或檢視及修改。
- 如屬未落成發展項目，賣方在認為有需要時可改動建築圖則(如有的話)，因此應留意由賣方提供的任何經修改的售樓說明書，以了解有關未落成發展項目的最新資料。
- 閱覽售樓說明書，並須特別留意以下資訊：
 - 售樓說明書內有否關於「有關資料」的部分，列出賣方知悉但並非為一般公眾人士所知悉，關於相當可能對享用有關住宅物業造成重大影響的事宜的資料。請注意，已在土地註冊處註冊的文件，其內容不會被視為「有關資料」；
 - 橫截面圖會顯示有關建築物相對毗連該建築物的每條街道的橫截面，以及每條上述街道與已知基準面和該建築物最低的一層住宅樓層的水平相對的水平。橫截面圖能以圖解形式，顯示出建築物最低一層住宅樓層和街道水平的高低差距，不論該最低住宅樓層以何種方式命名；
 - 室內和外部的裝置、裝修物料和設備；
 - 管理費按甚麼基準分擔；
 - 小業主有否責任或需要分擔管理、營運或維持有關發展項目以內或以外的公眾休憩用地或公共設施的開支，以及有關公眾休憩用地或公共設施的位置；以及
 - 小業主是否須要負責維修斜坡。

6. 政府批地文件和公契

- 閱覽政府批地文件和公契(或公契擬稿)。公契內載有天台和外牆業權等相關資料。賣方會在售樓處提供政府批地文件和公契(或公契擬稿)的複本，供準買家免費閱覽。

- 留意政府批地文件內所訂明小業主是否須要負責支付地稅。
- 留意公契內訂明有關物業內可否飼養動物。

7. 售樓處內有關可供揀選住宅物業的資料

- 向賣方查詢清楚有哪些一手住宅物業可供揀選。若賣方在售樓處內展示「消耗表」，您可從該「消耗表」得悉在每個銷售日的銷售進度資料，包括在該個銷售日開始時有哪些住宅物業可供出售，以及在該個銷售日內有哪些住宅物業已獲揀選及售出。
- 切勿隨便相信有關發展項目銷情的傳言，倉卒簽立臨時買賣合約。

8. 成交紀錄冊

- 留意發展項目的成交紀錄冊。賣方須於臨時買賣合約訂立後的24小時內，於紀錄冊披露該臨時買賣合約的資料，以及於買賣合約訂立後一個工作天內，披露該買賣合約的資料。您可透過成交紀錄冊得悉發展項目的銷售情況。
- 切勿將賣方接獲用作登記的購樓意向書或本票的數目視為銷情指標。發展項目的成交紀錄冊才是讓公眾掌握發展項目每日銷售情況的最可靠資料來源。

9. 買賣合約

- 確保臨時買賣合約和買賣合約包含條例所規定的強制性條文。
- 留意有關物業買賣交易所包括的裝置、裝修物料和設備，須在臨時買賣合約和買賣合約上列明。
- 留意夾附於買賣合約的圖則。該圖則會顯示所有賣方售予您的物業面積，而該面積通常較該物業的實用面積為大。
- 留意賣方有權改動未落成發展項目的建築圖則（如有的話）。如屬未落成發展項目，條例規定物業的買賣合約須載有強制性條文，列明如有關改動在任何方面對該物業造成影響，賣方須在改動獲建築事務監督批准後的14日內，將該項改動以書面通知買家。
- 訂立臨時買賣合約時，您須向擁有人（即賣方）支付樓價5%的臨時訂金。

- 如您在訂立臨時買賣合約後**五個工作日**（工作日指並非公眾假日、星期六、黑色暴雨警告日或烈風警告日的日子）之內，沒有簽立買賣合約，該臨時買賣合約即告終止，有關臨時訂金（即樓價的5%）會被沒收，而擁有人（即賣方）不得因您沒有簽立買賣合約而對您提出進一步申索。

- 在訂立臨時買賣合約後的五個工作日之內，倘您簽立買賣合約，則擁有人（即賣方）必須在訂立該臨時買賣合約後的八個工作日之內簽立買賣合約。
- 有關的訂金，應付予負責為所涉物業擔任保證金保存人的律師事務所。

10. 表達購樓意向

- 留意在賣方（包括其獲授權代表）就有關住宅物業向公眾提供價單前，賣方不得尋求或接納任何對有關住宅物業的購樓意向（不論是否屬明確選擇購樓意向）。因此您不應向賣方或其授權代表提出有關意向。
- 留意在有關住宅物業的銷售開始前，賣方（包括其獲授權代表）不得尋求或接納任何對該物業的有明確選擇購樓意向。因此您不應向賣方或其授權代表提出有關意向。

11. 委託地產代理

- 留意倘賣方委任一個或多於一個地產代理，以協助銷售其發展項目內任何指明住宅物業，該發展項目的價單必須列明在價單印刷日期當日所有獲委任為地產代理的姓名/名稱。
- 您可委託任何地產代理（不一定是賣方所指定的地產代理），以協助您購置發展項目內任何指明住宅物業；您亦可不委託任何地產代理。
- 委託地產代理以物色物業前，您應該 -
 - 了解該地產代理是否只代表您行事。該地產代理若同時代表賣方行事，倘發生利益衝突，未必能夠保障您的最大利益；
 - 了解您須否支付佣金予該地產代理。若須支付，有關的佣金金額和支付日期為何；以及

- 留意只有持牌地產代理或營業員才可以接受您的委託。如有疑問，應要求該地產代理或營業員出示其「地產代理證」，或瀏覽地產代理監管局的網頁（網址：www.eaa.org.hk），查閱牌照目錄。

12. 委聘律師

- 考慮自行委聘律師，以保障您的利益。該律師若同時代表賣方行事，倘發生利益衝突，未必能夠保障您的最大利益。
- 比較不同律師的收費。

適用於一手未落成住宅物業

13. 預售樓花同意書

- 洽購地政總署「預售樓花同意方案」下的未落成住宅物業時，應向賣方確認地政總署是否已就該發展項目批出「預售樓花同意書」。

14. 示範單位

- 賣方不一定須設置示範單位供準買家或公眾參觀，但賣方如為某指明住宅物業設置示範單位，必須首先設置該住宅物業的無改動示範單位，才可設置該住宅物業的經改動示範單位，並可以就該住宅物業設置多於一個經改動示範單位。
- 參觀示範單位時，務必視察無改動示範單位，以便與經改動示範單位作出比較。然而，條例並沒有限制賣方安排參觀無改動示範單位及經改動示範單位的先後次序。
- 賣方設置示範單位供公眾參觀時，應已提供有關發展項目的售樓說明書。因此，緊記先行索取售樓說明書，以便在參觀示範單位時參閱相關資料。
- 您可以在無改動示範單位及經改動示範單位中進行量度，並在無改動示範單位內拍照或拍攝影片，惟在確保示範單位參觀者人身安全的前提下，賣方可能會設定合理的限制。

適用於一手未落成住宅物業及尚待符合條件的已落成住宅物業

15. 預計關鍵日期及收樓日期

- 查閱售樓說明書中有關發展項目的預計關鍵日期³。
 - 售樓說明書中有關發展項目的預計關鍵日期並不同買家的「收樓日期」。買家的「收樓日期」一般會較發展項目的預計關鍵日期遲。然而，假若發展項目比預期早落成，「收樓日期」可能會較售樓說明書列出的預計關鍵日期為早。
- 收樓日期
 - 條例規定買賣合約須載有強制性條文，列明賣方須於買賣合約內列出的預計關鍵日期後的14日內，以書面為發展項目申請佔用文件、合格證明書，或地政總署署長的轉讓同意（視屬何種情況而定）。
 - 如發展項目屬地政總署預售樓花同意方案所規管，賣方須在合格證明書或地政總署署長的轉讓同意發出後的一個月內（以較早者為準），就賣方有能力有效地轉讓有關物業一事，以書面通知買家；或
 - 如發展項目並非屬地政總署預售樓花同意方案所規管，賣方須在佔用文件（包括佔用許可證）發出後的六個月內，就賣方有能力有效地轉讓有關物業一事，以書面通知買家。
 - 條例規定買賣合約須載有強制性條文，列明有關物業的買賣須於賣方發出上述通知的日期的14日內完成。有關物業的買賣完成後，賣方將安排買家收樓事宜。
- 認可人士可批予在預計關鍵日期之後完成發展項目
 - 條例規定買賣合約須載有強制性條文，列明發展項目的認可人士可以在顧及純粹由以下一個或多於一個原因所導致的延遲後，批予在預計關鍵日期之後，完成發展項目：
 - 工人罷工或封閉工地；
 - 暴動或內亂；

- 不可抗力或天災；
- 火警或其他賣方所不能控制的意外；
- 戰爭；或
- 惡劣天氣。
- 發展項目的認可人士可以按情況，多於一次批予延後預計關鍵日期以完成發展項目，即收樓日期可能延遲。
- 條例規定買賣合約須載有強制性條文，列明賣方須於認可人士批予延期後的14日內，向買家提供有關延期證明書的文本。
- 如對收樓日期有任何疑問，可向賣方查詢。

適用於一手已落成住宅物業

16. 賣方資料表格

- 確保取得最近三個月內印製有關您擬購買的一手已落成住宅物業的「賣方資料表格」。

17. 參觀物業

- 購置住宅物業前，確保已獲安排參觀您打算購置的住宅物業。倘參觀有關物業並非合理地切實可行，則應參觀與有關物業相若的物業，除非您以書面同意賣方無須開放與有關物業相若的物業供您參觀。您應仔細考慮，然後才決定是否簽署豁免上述規定的書面同意。
- 除非有關物業根據租約持有，或為確保物業參觀者的人身安全而須設定合理限制，您可以對該物業進行量度、拍照或拍攝影片。

任何與賣方銷售受條例所規管的一手住宅物業有關的投訴和查詢，請與一手住宅物業銷售監管局聯絡。

網址 : www.srpa.gov.hk
 電話 : 2817 3313
 電郵 : enquiry_srpa@hd.gov.hk
 傳真 : 2219 2220

其他相關聯絡資料：

消費者委員會
 網址 : www.consumer.org.hk
 電話 : 2929 2222
 電郵 : cc@consumer.org.hk
 傳真 : 2856 3611

地產代理監管局
 網址 : www.eaa.org.hk
 電話 : 2111 2777
 電郵 : enquiry@caa.org.hk
 傳真 : 2598 9596

香港地產建設商會
 電話 : 2826 0111
 傳真 : 2845 2521

一手住宅物業銷售監管局
 2023年3月

³ 一般而言，「關鍵日期」指該項目符合批地文件的條件的日期，或該項目在遵照經批准的建築圖則的情況下或按照豁免證明書的發出的條件在各方面均屬完成的日期。有關詳情請參閱條例第2條。

Name of the Phase of the Development:

MONACO MARINE (THE "PHASE"), PHASE 2 OF MONACO ONE DEVELOPMENT (THE "DEVELOPMENT")

Name of the street at which the Phase is situated and the street number allocated by the Commissioner of Rating and Valuation for the purpose of distinguishing the Phase

10 Muk Tai Street

Total number of storeys of each multi-unit building

Mansion A : 6 storeys

Mansion B : 8 storeys

Mansion C : 6 storeys

Mansion D : 7 storeys

Tower 1A & Tower 1B : 35 storeys

Note:

- The above number of storeys for Mansion A, Mansion C and Mansion D includes basement floor (B1/F)
- The above number of storeys for Mansion B includes basement floors (B2/F & B1/F)
- The above number of storeys for Tower 1A & Tower 1B includes basement floor (B1/F)
- The above number of storeys for all Mansions does not include Roof and Upper Roof
- The above number of storeys for Tower 1A & Tower 1B does not include Roof, Upper Roof, Genset Room / Plant Room Floor and Top Roof

Floor numbering in each multi-unit building as provided in the approved building plans for the Phase

Mansion A : B1/F, G/F, 1/F, 2/F, 3/F, 5/F, Roof and Upper Roof

Mansion B : B2/F, B1/F, G/F, 1/F, 2/F, 3/F, 5/F, 6/F, Roof and Upper Roof

Mansion C : B1/F, G/F, 1/F, 2/F, 3/F, 5/F, Roof and Upper Roof

Mansion D : B1/F, G/F, 1/F, 2/F, 3/F, 5/F, 6/F, Roof and Upper Roof

Tower 1A & Tower 1B : B1/F, G/F, 1/F, 2/F, 3/F, 5/F, 6/F, 7/F, 8/F, 9/F, 10/F, 11/F, 12/F, 15/F, 16/F, 17/F, 18/F, 19/F, 20/F, 21/F, 22/F, 23/F, 25/F, 26/F, 27/F, 28/F, 29/F, 30/F, 31/F, 32/F, 33/F, 35/F, 36/F, 37/F, 38/F, Roof, Upper Roof, Genset Room / Plant Room Floor and Top Roof

發展項目的期數的名稱：

MONACO MARINE ("期數"), MONACO ONE發展項目("發展項目")的第2期

期數所位於的街道名稱及由差餉物業估價署署長為識別期數的目的而編配的門牌號數

沐泰街10號

每幢多單位建築物的樓層的總數

低座A座：6層

低座B座：8層

低座C座：6層

低座D座：7層

第1A座及第1B座：35層

備註：

- 上述低座A座、低座C座及低座D座的樓層數目包括地庫樓層(地庫1樓)
- 上述低座B座的樓層數目包括地庫樓層(地庫2樓及地庫1樓)
- 上述第1A座及第1B座的樓層數目包括地庫樓層(地庫1樓)
- 上述各低座的樓層數目不包括天台及上層天台
- 上述第1A座及第1B座的樓層數目不包括天台、上層天台、發電機/機電樓層及頂層天台

期數的經批准的建築圖則所規定的每幢多單位建築物內的樓層號數

低座A座：地庫1樓、地下、1樓、2樓、3樓、5樓、天台及上層天台

低座B座：地庫2樓、地庫1樓、地下、1樓、2樓、3樓、5樓、6樓、天台及上層天台

低座C座：地庫1樓、地下、1樓、2樓、3樓、5樓、天台及上層天台

低座D座：地庫1樓、地下、1樓、2樓、3樓、5樓、6樓、天台及上層天台

第1A座及第1B座：地庫1樓、地下、1樓、2樓、3樓、5樓、6樓、7樓、8樓、9樓、10樓、11樓、12樓、15樓、16樓、17樓、18樓、19樓、20樓、21樓、22樓、23樓、25樓、26樓、27樓、28樓、29樓、30樓、31樓、32樓、33樓、35樓、36樓、37樓、38樓、天台、上層天台、發電機/機電樓層及頂層天台

Omitted floor numbers in each multi-unit building in which the floor numbering is not in consecutive order

Mansion A : omitted 4/F

Mansion B : omitted 4/F

Mansion C : omitted 4/F

Mansion D : omitted 4/F

Tower 1A & Tower 1B : omitted 4/F, 13/F, 14/F, 24/F, 34/F

Refuge floors (if any) of each multi-unit building

Mansion A : Roof

Mansion B : Roof

Mansion C : Roof

Mansion D : Roof

Tower 1A & Tower 1B : Roof

每幢有不依連續次序的樓層號數的多單位建築物內被略去的樓層號數

低座A座：不設4樓

低座B座：不設4樓

低座C座：不設4樓

低座D座：不設4樓

第1A座及第1B座：不設4樓、13樓、14樓、24樓、34樓

每幢多單位建築物內的庇護層（如有的話）

低座A座：天台

低座B座：天台

低座C座：天台

低座D座：天台

第1A座及第1B座：天台

3

INFORMATION ON VENDOR AND OTHERS INVOLVED IN THE PHASE

賣方及有參與期數的其他人的資料

Vendor

Milway Development Limited

Holding companies of the Vendor

Myers Investments Limited

Wheelock Properties Limited

Seareef Holdings Limited

Fabulous New Limited

Twinpeak Assets Limited

Authorized Person for the Phase

Wong Min Hon Thomas

The firm or corporation of which an Authorized Person for the Phase is a proprietor, director or employee in his or her professional capacity

Wong Tung & Partners Limited

Building contractor for the Phase

Gammon Engineering & Construction Company Limited

The firm of solicitors acting for the owner in relation to the sale of residential properties in the Phase

Kao, Lee & Yip Solicitors

Any authorized institution that has made a loan, or has undertaken to provide finance, for the construction of the Phase*

The Hongkong and Shanghai Banking Corporation Limited

Any other person who has made a loan for the construction of the Phase

Wheelock Finance Limited

* The Building Mortgage was released on 15 September 2022.

(Note: The Loan has been fully repaid and discharged)

賣方

萬瑋發展有限公司

賣方的控權公司

Myers Investments Limited

會德豐地產有限公司

Seareef Holdings Limited

Fabulous New Limited

Twinpeak Assets Limited

期數的認可人士

黃明康

期數的認可人士以其專業身分擔任經營人、董事或僱員的商號或法團

王董建築師事務有限公司

期數的承建商

Gammon Engineering & Construction Company Limited

就期數中的住宅物業的出售而代表擁有人行事的律師事務所

高李葉律師行

已為期數的建造提供貸款或已承諾為該項建造提供融資的認可機構*

香港上海滙豐銀行有限公司

已為期數的建造提供貸款的任何其他人

Wheelock Finance Limited

* 建築按揭已於2022年9月15日解除。

(註：該貸款已經全數清還及解除)

4

RELATIONSHIP BETWEEN PARTIES INVOLVED IN THE PHASE

有參與期數的各方的關係

(a)	The Vendor or a building contractor for the Phase is an individual, and that Vendor or contractor is an immediate family member of an Authorized Person for the Phase; 賣方或有關期數的承建商屬個人，並屬該期數的認可人士的家人；	Not applicable 不適用
(b)	The Vendor or a building contractor for the Phase is a partnership, and a partner of that Vendor or contractor is an immediate family member of such an Authorized Person; 賣方或該期數的承建商屬合夥，而該賣方或承建商的合夥人屬上述認可人士的家人；	Not applicable 不適用
(c)	The Vendor or a building contractor for the Phase is a corporation, and a director or the secretary of that Vendor or contractor (or a holding company of that Vendor) is an immediate family member of such an Authorized Person; 賣方或該期數的承建商屬法團，而該賣方或承建商（或該賣方的控權公司）的董事或秘書屬上述認可人士的家人；	No 否
(d)	The Vendor or a building contractor for the Phase is an individual, and that Vendor or contractor is an immediate family member of an associate of such an Authorized Person; 賣方或該期數的承建商屬個人，並屬上述認可人士的有聯繫人士的家人；	Not applicable 不適用
(e)	The Vendor or a building contractor for the Phase is a partnership, and a partner of that Vendor or contractor is an immediate family member of an associate of such an Authorized Person; 賣方或該期數的承建商屬合夥，而該賣方或承建商的合夥人屬上述認可人士的有聯繫人士的家人；	Not applicable 不適用
(f)	The Vendor or a building contractor for the Phase is a corporation, and a director or the secretary of that Vendor or contractor (or a holding company of that Vendor) is an immediate family member of an associate of such an Authorized Person; 賣方或該期數的承建商屬法團，而該賣方或承建商（或該賣方的控權公司）的董事或秘書屬上述認可人士的有聯繫人士的家人；	No 否
(g)	The Vendor or a building contractor for the Phase is an individual, and that Vendor or contractor is an immediate family member of a proprietor of a firm of solicitors acting for the owner in relation to the sale of residential properties in the Phase; 賣方或該期數的承建商屬個人，並屬就該期數內的住宅物業的出售代表擁有人行事的律師事務所行事的經營人的家人；	Not applicable 不適用
(h)	The Vendor or a building contractor for the Phase is a partnership, and a partner of that Vendor or contractor is an immediate family member of a proprietor of a firm of solicitors acting for the owner in relation to the sale of residential properties in the Phase; 賣方或該期數的承建商屬合夥，而該賣方或承建商的合夥人屬就該期數內的住宅物業的出售代表擁有人行事的律師事務所行事的經營人的家人；	Not applicable 不適用
(i)	The Vendor or a building contractor for the Phase is a corporation, and a director or the secretary of that Vendor or contractor (or a holding company of that Vendor) is an immediate family member of a proprietor of such a firm of solicitors; 賣方或該期數的承建商屬法團，而該賣方或承建商（或該賣方的控權公司）的董事或秘書屬上述律師事務所的經營人的家人；	No 否
(j)	The Vendor, a holding company of the Vendor, or a building contractor for the Phase, is a private company, and an Authorized Person for the Phase, or an associate of such an Authorized Person, holds at least 10% of the issued shares in that Vendor, holding company or contractor; 賣方、賣方的控權公司或有關期數的承建商屬私人公司，而該期數的認可人士或該認可人士的有聯繫人士持有該賣方、控權公司或承建商最少10%的已發行股份；	No 否

(k)	The Vendor, a holding company of the Vendor, or a building contractor for the Phase, is a listed company, and such an Authorized Person, or such an associate, holds at least 1% of the issued shares in that Vendor, holding company or contractor; 賣方、賣方的控權公司或該期數的承建商屬上市公司，而上述認可人士或上述有聯繫人士持有該賣方、控權公司或承建商最少1%的已發行股份；	Not applicable 不適用
(l)	The Vendor or a building contractor for the Phase is a corporation, and such an Authorized Person, or such an associate, is an employee, director or secretary of that Vendor or contractor or of a holding company of that Vendor; 賣方或該期數的承建商屬法團，而上述認可人士或上述有聯繫人士屬該賣方、承建商或該賣方的控權公司的僱員、董事或秘書；	No 否
(m)	The Vendor or a building contractor for the Phase is a partnership, and such an Authorized Person, or such an associate, is an employee of that Vendor or contractor; 賣方或該期數的承建商屬合夥，而上述認可人士或上述有聯繫人士屬該賣方或承建商的僱員；	Not applicable 不適用
(n)	The Vendor, a holding company of the Vendor, or a building contractor for the Phase, is a private company, and a proprietor of a firm of solicitors acting for the owner in relation to the sale of residential properties in the Phase holds at least 10% of the issued shares in that Vendor, holding company or contractor; 賣方、賣方的控權公司或該期數的承建商屬私人公司，而就該期數中的住宅物業的出售而代表擁有人行事的律師事務所的經營人持有該賣方、控權公司或承建商最少10%的已發行股份；	No 否
(o)	The Vendor, a holding company of the Vendor, or a building contractor for the Phase, is a listed company, and a proprietor of such a firm of solicitors holds at least 1% of the issued shares in that Vendor, holding company or contractor; 賣方、賣方的控權公司或該期數的承建商屬上市公司，而上述律師事務所的經營人持有該賣方、控權公司或承建商最少1%的已發行股份；	Not applicable 不適用
(p)	The Vendor or a building contractor for the Phase is a corporation, and a proprietor of such a firm of solicitors is an employee, director or secretary of that Vendor or contractor or of a holding company of that Vendor; 賣方或該期數的承建商屬法團，而上述律師事務所的經營人屬該賣方或承建商或該賣方的控權公司的僱員、董事或秘書；	No 否
(q)	The Vendor or a building contractor for the Phase is a partnership, and a proprietor of such a firm of solicitors is an employee of that Vendor or contractor; 賣方或該期數的承建商屬合夥，而上述律師事務所的經營人屬該賣方或承建商的僱員；	Not applicable 不適用
(r)	The Vendor or a building contractor for the Phase is a corporation, and the corporation of which an Authorized Person for the Phase is a director or employee in his or her professional capacity is an associate corporation of that Vendor or contractor or of a holding company of that Vendor; 賣方或該期數的承建商屬法團，而該期數的認可人士以其專業身分擔任董事或僱員的法團為該賣方或承建商或該賣方的控權公司的有聯繫法團；	No 否
(s)	The Vendor or a building contractor for the Phase is a corporation, and that contractor is an associate corporation of that Vendor or of a holding company of that Vendor. 賣方或該期數的承建商屬法團，而該承建商屬該賣方或該賣方的控權公司的有聯繫法團。	No 否

There are non-structural prefabricated external walls forming part of the enclosing walls of Tower 1A and Tower 1B of the Phase.

期數的第1A座及第1B座有構成圍封牆的一部份的非結構的預製外牆。

There are no non-structural prefabricated external walls forming part of the enclosing walls of Mansion A, Mansion B, Mansion C and Mansion D of the Phase.

期數的低座A座、低座B座、低座C座及低座D座沒有構成圍封牆的一部份的非結構的預製外牆。

The range of thickness of the non-structural prefabricated external walls of Tower 1A & Tower 1B of the Phase is 150mm.

期數的第1A座及第1B座的非結構的預製外牆之厚度範圍為150毫米。

Schedule of Total Area of the Non-structural Prefabricated External Walls of Each Residential Property

每個住宅物業的非結構的預製外牆的總面積表

Tower 座數	Floor 樓層	Flat 單位	Total area of non-structural prefabricated external walls of each residential property (sq.m) 每個住宅物業的非結構的預製外牆的總面積 (平方米)
Tower 1A 第1A座	3/F 3樓	A	0.881
		B	0.308
		C	0.664
	5/F 5樓	A	0.881
		B	0.308
		C	0.664
		E	0.500
		F	0.519
		G	0.323
		H	0.304
		6/F-12/F, 15/F-23/F, 25/F-33/F & 35/F-37/F 6樓至12樓、 15樓至23樓、 25樓至33樓及 35樓至37樓	A
	B		0.308
	C		0.664
	D		-
	E		0.500
	F		0.519
	G		0.323
	H		0.304

Note: 4/F, 13/F, 14/F, 24/F and 34/F are omitted.

備註：不設4樓、13樓、14樓、24樓及34樓。

Tower 座數	Floor 樓層	Flat 單位	Total area of non-structural prefabricated external walls of each residential property (sq.m) 每個住宅物業的非結構的預製外牆的總面積 (平方米)
Tower 1A 第1A座	38/F and Roof 38樓及天台	A	0.262
		D	-
	38/F 38樓	E	0.500
		F	0.519
		G	0.323
		H	0.304
Tower 1B 第1B座	3/F 3樓	A	0.591
		B	0.686
		C	0.641
		D	-
		E	0.386
		F	0.304
	5/F-12/F, 15/F-23/F, 25/F-33/F & 35/F-37/F 5樓至12樓、 15樓至23樓、 25樓至33樓及 35樓至37樓	A	0.591
		B	0.686
		C	0.641
		D	-
		E	0.386
		F	0.641
		G	0.666
	38/F and Roof 38樓及天台	A	-
		E	0.386
	38/F 38樓	F	0.641
		G	0.666

Note: 4/F, 13/F, 14/F, 24/F and 34/F are omitted.

備註：不設4樓、13樓、14樓、24樓及34樓。

5

INFORMATION ON DESIGN OF THE PHASE

期數的設計的資料

There are curtain walls forming part of the enclosing walls of the Phase.

期數有構成圍封牆的一部份的幕牆。

The range of thickness of curtain walls of Tower 1A & Tower 1B and Mansion A, Mansion B, Mansion C and Mansion D of the Phase is 200mm.

期數的第1A座及第1B座和低座A座、低座B座、低座C座及低座D座的幕牆之厚度範圍為200毫米。

Schedule of Total Area of the Curtain Walls of Each Residential Property

每個住宅物業的幕牆的總面積表

Tower 座數	Floor 樓層	Flat 單位	Total area of curtain walls of each residential property (sq.m) 每個住宅物業的幕牆的總面積 (平方米)
Tower 1A 第1A座	3/F 3樓	A	0.344
		B	0.154
		C	1.331
	5/F 5樓	A	0.344
		B	0.154
		C	1.331
		E	0.129
		F	0.129
		G	0.129
		H	0.129
		6/F-12/F, 15/F-23/F, 25/F-33/F & 35/F-37/F 6樓至12樓、 15樓至23樓、 25樓至33樓及 35樓至37樓	A
	B		0.154
	C		1.331
	D		1.069
	E		0.129
	F		0.129
	G		0.129
	H		0.129
	38/F and Roof 38樓及天台	A	3.533
		38/F 38樓	D
	E		0.129
	F		0.129
	G		0.129
	H		0.129

Note: 4/F, 13/F, 14/F, 24/F and 34/F are omitted.

備註：不設4樓、13樓、14樓、24樓及34樓。

Tower 座數	Floor 樓層	Flat 單位	Total area of curtain walls of each residential property (sq.m) 每個住宅物業的幕牆的總面積 (平方米)
Tower 1B 第1B座	3/F 3樓	A	0.289
		B	0.294
		C	0.179
		D	0.984
		E	0.534
		F	0.129
	5/F-12/F, 15/F-23/F, 25/F-33/F & 35/F-37/F 5樓至12樓、 15樓至23樓、 25樓至33樓及 35樓至37樓	A	0.289
		B	0.294
		C	0.179
		D	0.984
		E	0.534
		F	0.129
		G	0.129
	38/F and Roof 38樓及天台	A	3.260
		38/F 38樓	E
	F		0.129
	G		0.129

Note: 4/F, 13/F, 14/F, 24/F and 34/F are omitted.

備註：不設4樓、13樓、14樓、24樓及34樓。

Schedule of Total Area of the Curtain Walls of Each Residential Property

每個住宅物業的幕牆的總面積表

Mansion 低座	Floor 樓層	Flat 單位	Total area of curtain walls of each residential property (sq.m) 每個住宅物業的幕牆的總面積 (平方米)
Mansion A 低座A座	G/F 地下	A	1.563
		B	1.260
		C	1.613
		D	0.388
	1/F 1樓	A	1.563
		B	1.260
		C	1.613
		D	0.733
		E	0.810
	2/F & 3/F 2樓及3樓	A	1.563
		B	1.260
		C	1.613
		D	0.733
		E	0.810
	5/F and Roof 5樓及天台	B	1.260
		C	1.613
	5/F 5樓	A	1.563
		D	0.733
E		0.810	

Note: 4/F is omitted.

備註：不設4樓。

Mansion 低座	Floor 樓層	Flat 單位	Total area of curtain walls of each residential property (sq.m) 每個住宅物業的幕牆的總面積 (平方米)
Mansion B 低座B座	G/F 地下	A	1.628
		B	0.873
		C	0.893
	1/F 1樓	A	1.628
		B	0.873
		C	0.638
		D	0.489
		E	0.674
	2/F-3/F & 5/F 2樓至3樓及5樓	A	1.628
		B	0.873
		C	0.638
		D	0.489
		E	0.674
	6/F and Roof 6樓及天台	A	1.628
		B	0.873
	6/F 6樓	C	0.638
		D	0.489
		E	0.674

Note: 4/F is omitted.

備註：不設4樓。

5

INFORMATION ON DESIGN OF THE PHASE

期數的設計的資料

Schedule of Total Area of the Curtain Walls of Each Residential Property

每個住宅物業的幕牆的總面積表

Mansion 低座	Floor 樓層	Flat 單位	Total area of curtain walls of each residential property (sq.m) 每個住宅物業的幕牆的總面積 (平方米)
Mansion C 低座C座	G/F 地下	A	1.606
		B	1.250
		C	1.478
		D	1.285
	1/F 1樓	A	1.606
		B	1.250
		C	1.478
		D	0.660
		E	0.717
		F	0.674
	2/F-3/F 2樓至3樓	A	1.606
		B	1.250
		C	1.478
		D	0.660
		E	0.717
		F	0.674
	5/F and Roof 5樓及天台	B	1.250
		C	1.478
	5/F 5樓	A	1.606
		D	0.660
E		0.717	
F		0.674	

Note: 4/F is omitted.

備註：不設4樓。

Mansion 低座	Floor 樓層	Flat 單位	Total area of curtain walls of each residential property (sq.m) 每個住宅物業的幕牆的總面積 (平方米)
Mansion D 低座D座	G/F 地下	A	1.633
		B	0.760
		C	0.809
	1/F 1樓	A	1.633
		B	0.760
		C	0.393
		D	0.641
		E	1.059
	2/F-3/F 2樓至3樓	A	1.633
		B	0.760
		C	0.393
		D	0.641
		E	1.059
	5/F 5樓	A	1.633
		B	0.760
		C	0.393
		E	1.059
	6/F and Roof 6樓及天台	A	1.633
		B	0.760
	6/F 6樓	C	0.393
E		1.059	

Note: 4/F is omitted.

備註：不設4樓。

6

INFORMATION ON PROPERTY MANAGEMENT

物業管理的資料

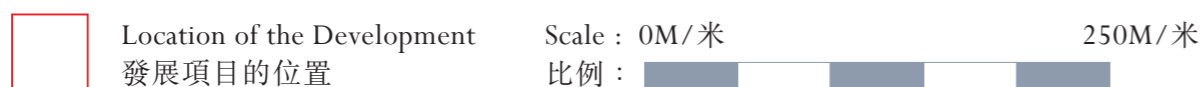
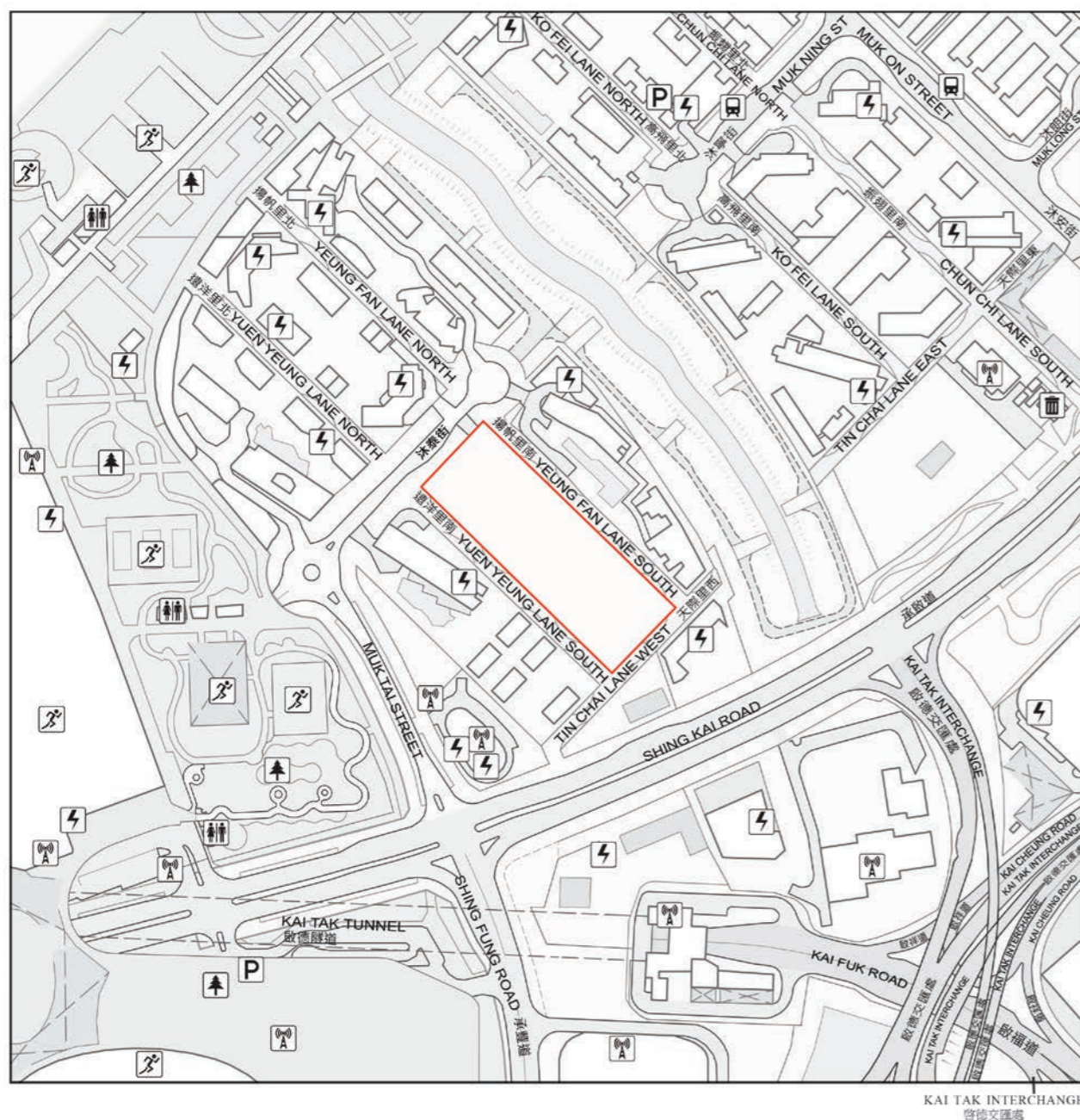
Harriman Property Management Limited has been appointed as the Manager of the Phase under the deed of mutual covenant that has been executed.

根據已簽立的公契，夏利文物業管理有限公司獲委任為期數的管理人。

7

LOCATION PLAN OF THE DEVELOPMENT

發展項目的所在位置圖



This location plan is prepared by the Vendor with reference to the Digital Topographic Map No. T11-NE-A dated 26th February 2026 & No. T11-NE-C dated 26th February 2026 from Survey and Mapping Office of the Lands Department with adjustments where necessary.

此所在位置圖是由賣方擬備並參考於2026年2月26日及2026年2月26日出版之地政總署測繪處之數碼地形圖，圖幅編號T11-NE-A及T11-NE-C擬備，有需要處經修正處理。

NOTATION 圖例

-  Power Plant (including Electricity Sub-stations)
發電廠 (包括電力分站)
-  Refuse Collection Point
垃圾收集站
-  Public Carpark (including a Lorry Park)
公眾停車場 (包括貨車停泊處)
-  Public Transport Terminal (including a Rail Station)
公共交通總站 (包括鐵路車站)
-  Public Utility Installation
公用事業設施裝置
-  Public Convenience
公廁
-  Public Park
公園
-  Sports Facilities (including a Sports Ground and a Swimming Pool)
體育設施 (包括運動場及游泳池)

Notes:

1. The Vendor advises prospective purchasers to conduct an on-site visit for a better understanding of the development site, its surrounding environment and the public facilities nearby.
2. The location plan may show more than the area required under the Residential Properties (First-hand Sales) Ordinance due to the technical reason that the boundary of the Development is irregular.

備註：

1. 賣方建議準買家到有關發展地盤作實地考察，以對該發展地盤、其周邊地區環境及附近的公共設施有較佳了解。
2. 由於發展項目的邊界不規則的技術原因，此位置圖所顯示的範圍可能超過《一手住宅物業銷售條例》所規定的範圍。

The Map is provided by the CSDI Portal and intellectual property rights are owned by the Government of the HKSAR.
地圖由空間數據共享平台提供，香港特別行政區政府為知識產權擁有人。



● Location of the Phase
期數的位置

Adopted from part of the aerial photograph taken by the Survey and Mapping Office, Lands Department at a flying height of 3,000 feet, photo no. E248434C, date of flight: 7 January 2025.

摘錄自地政總署測繪處在3,000呎的飛行高度拍攝之鳥瞰照片，照片編號E248434C，飛行日期：2025年1月7日。

Notes:


1. Copy of the aerial photograph of the Phase is available for free inspection at the sales offices during opening hours.
2. The aerial photograph may show more than the area required under the Residential Properties (First-hand Sales) Ordinance due to technical reason that the boundary of the Phase is irregular.

備註：

1. 期數的鳥瞰照片之副本可於售樓處開放時間內免費查閱。
2. 由於期數的邊界不規則的技術原因，此鳥瞰照片所顯示的範圍可能超過《一手住宅物業銷售條例》所規定的範圍。

Survey and Mapping Office, Lands Department, The Government of HKSAR © Copyright reserved - reproduction by permission only.

香港特別行政區政府地政總署測繪處©版權所有，未經許可，不得複製。



This blank area falls outside the coverage of the aerial photograph
鳥瞰照片並不覆蓋本空白範圍

● Location of the Phase
期數的位置

Adopted from part of the aerial photograph taken by the Survey and Mapping Office, Lands Department at a flying height of 6,900 feet, photo no. E261649C, date of flight: 13 September 2025.

摘錄自地政總署測繪處在6,900呎的飛行高度拍攝之鳥瞰照片，照片編號E261649C，飛行日期：2025年9月13日。

Notes:


1. Copy of the aerial photograph of the Phase is available for free inspection at the sales offices during opening hours.
2. The aerial photograph may show more than the area required under the Residential Properties (First-hand Sales) Ordinance due to technical reason that the boundary of the Phase is irregular.

備註：

1. 期數的鳥瞰照片之副本可於售樓處開放時間內免費查閱。
2. 由於期數的邊界不規則的技術原因，此鳥瞰照片所顯示的範圍可能超過《一手住宅物業銷售條例》所規定的範圍。

Survey and Mapping Office, Lands Department, The Government of HKSAR © Copyright reserved - reproduction by permission only.

香港特別行政區政府地政總署測繪處©版權所有，未經許可，不得複製。



This blank area falls outside the coverage of the aerial photograph
鳥瞰照片並不覆蓋本空白範圍

● Location of the Phase
期數的位置

Adopted from part of the aerial photograph taken by the Survey and Mapping Office, Lands Department at a flying height of 6,900 feet, photo no. E261650C, date of flight: 13 September 2025.

摘錄自地政總署測繪處在6,900呎的飛行高度拍攝之鳥瞰照片，照片編號E261650C，飛行日期：2025年9月13日。

Notes:

1. Copy of the aerial photograph of the Phase is available for free inspection at the sales offices during opening hours.
2. The aerial photograph may show more than the area required under the Residential Properties (First-hand Sales) Ordinance due to technical reason that the boundary of the Phase is irregular.

備註：

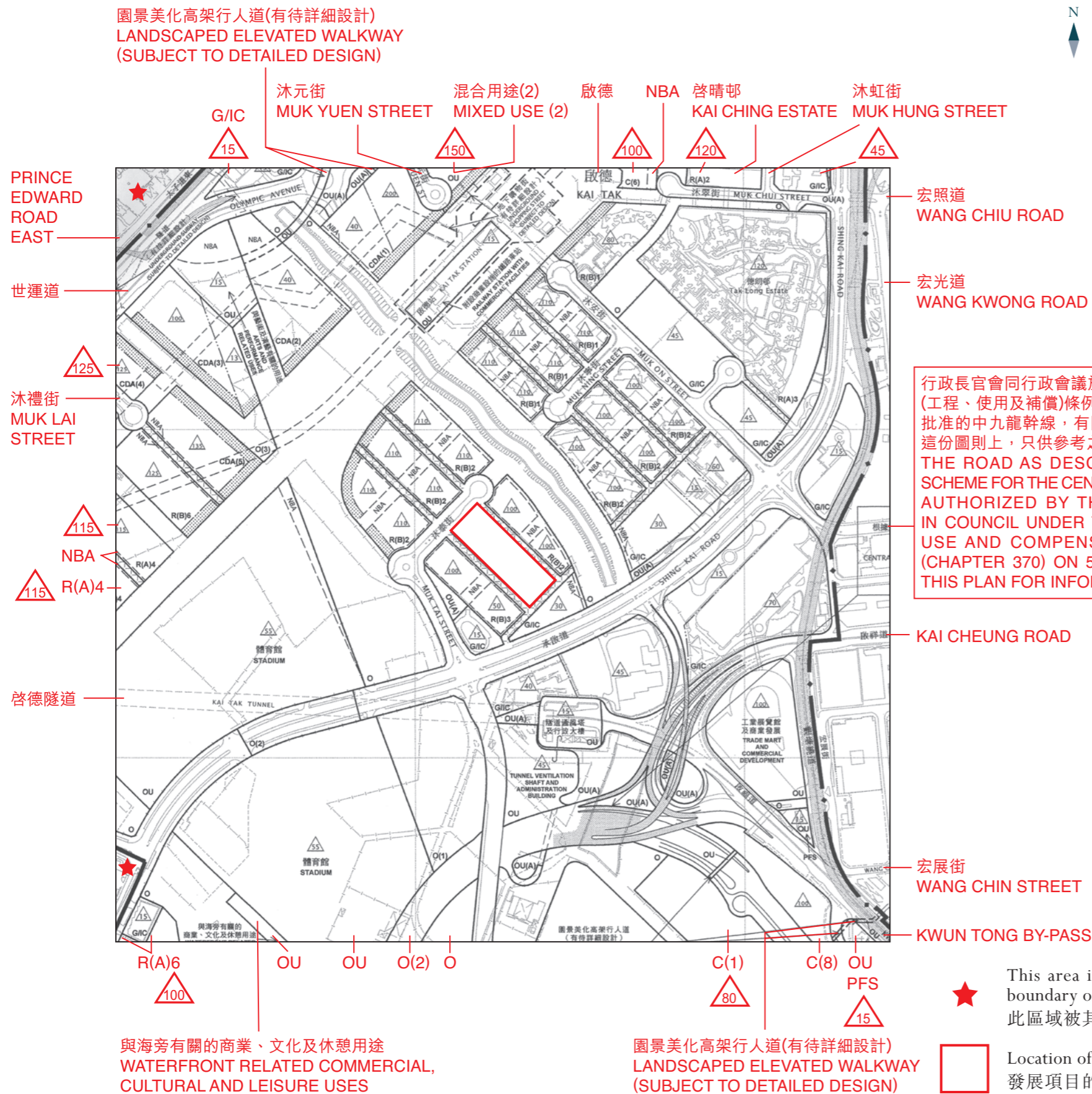
1. 期數的鳥瞰照片之副本可於售樓處開放時間內免費查閱。
2. 由於期數的邊界不規則的技術原因，此鳥瞰照片所顯示的範圍可能超過《一手住宅物業銷售條例》所規定的範圍。

Survey and Mapping Office, Lands Department, The Government of HKSAR © Copyright reserved - reproduction by permission only.

香港特別行政區政府地政總署測繪處©版權所有，未經許可，不得複製。

This page left blank intentionally
本頁故意留白

This page left blank intentionally
本頁故意留白



Adopted from part of the Approved Kai Tak Outline Zoning Plan, Plan No. S/K22/8, gazetted on 28 October 2022, with adjustments where necessary as shown in red.

摘錄自2022年10月28日刊憲之啟德區計劃大綱核准圖，圖則編號為S/K22/8，有需要處經修正處理，以紅色顯示。









Please refer to the notation and notes for this Outline Zoning Plan shown on p.22. 請參閱第22頁所示有關本分區計劃大綱圖的圖例及備註。

行政長官會同行政會議於2016年1月5日根據道路(工程、使用及補償)條例(第370章)批准的中九龍幹線，有關方案所述的道路顯示在這份圖則上，只供參考之用。
THE ROAD AS DESCRIBED IN THE ROAD SCHEME FOR THE CENTRAL KOWLOON ROUTE AUTHORIZED BY THE CHIEF EXECUTIVE IN COUNCIL UNDER THE ROADS (WORKS, USE AND COMPENSATION) ORDINANCE (CHAPTER 370) ON 5.1.2016 IS SHOWN ON THIS PLAN FOR INFORMATION ONLY.






★ This area is covered by other Outline Zoning Plan but falls outside 500 metres from the boundary of the Development.
此區域被其他分區計劃大綱圖所覆蓋但超出發展項目的界線500米之外。

NOTATION 圖例








Zones 地帶

 C	Commercial 商業	 G/IC	Government, Institution or Community 政府、機構或社區
 CDA	Comprehensive Development Area 綜合發展區	 O	Open Space 休憩用地
 R(A)	Residential (Group A) 住宅 (甲類)	 OU	Other Specified Uses 其他指定用途
 R(B)	Residential (Group B) 住宅 (乙類)	 OU(A)	Other Specified Uses (Amenity Area) 其他指定用途 (美化市容地帶)

Communications 交通

	Railway and Station (Underground) 鐵路及車站 (地下)		Elevated Road 高架道路
	Environmentally Friendly Linkage System and Station 環保連接系統及車站		Pedestrian Precinct/Street 行人專用區或街道
	Major Road and Junction 主要道路及路口		

Miscellaneous 其他

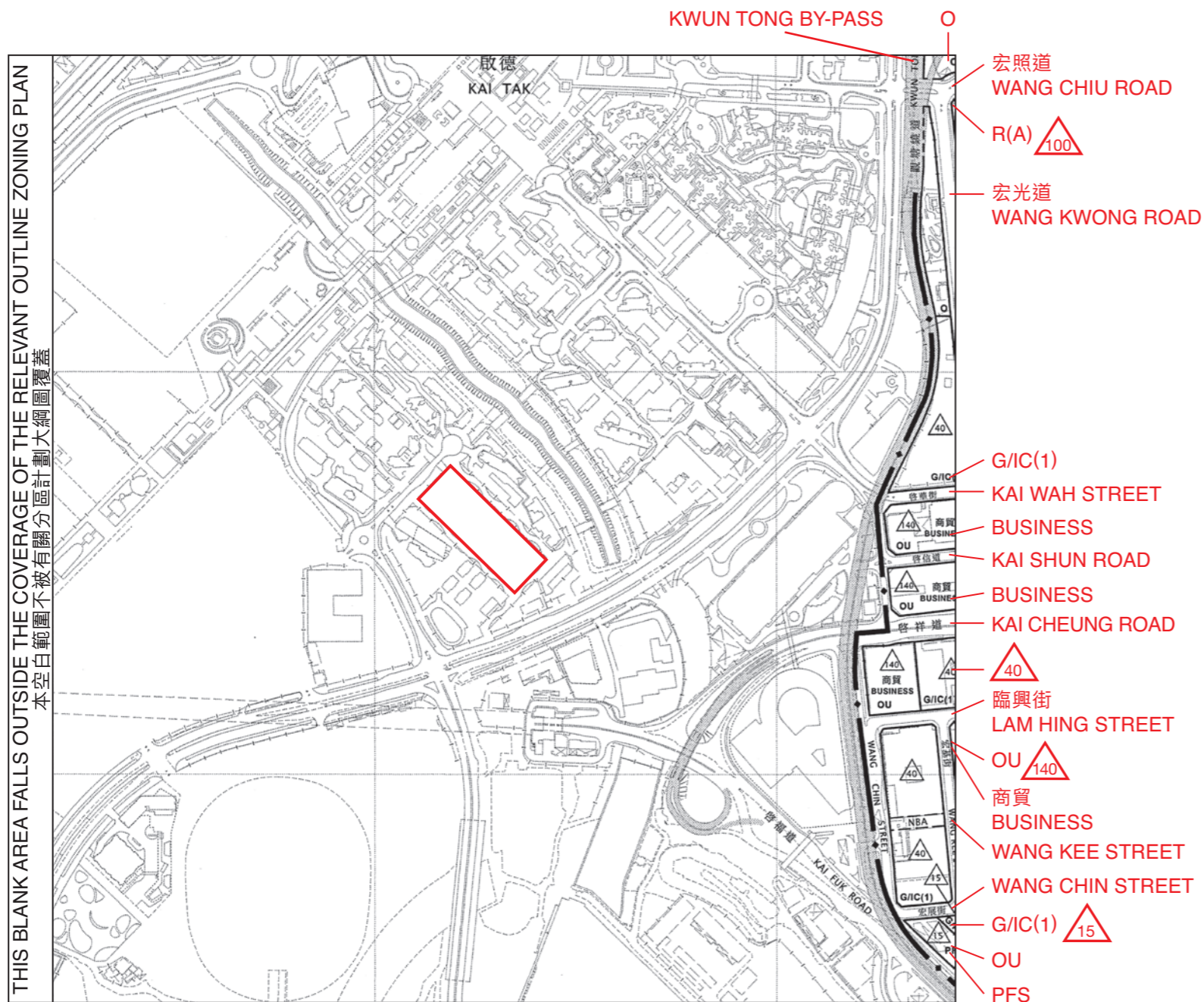
	Boundary of Planning Scheme 規劃範圍界線		P F S Petrol Filling Station 加油站
	Building Height Control Zone Boundary 建築物高度管制區界線		 NBA Non-building Area 非建築用地
	Maximum Building Height (In Metres Above Principal Datum) 最高建築物高度 (在主水平基準上若干米)		Area Designated for 'Shop and Services' and 'Eating Place' Uses Only 只限於指定為「商店及服務行業」及 「食肆」用途的地區

Notes:

1. The last updated Outline Zoning Plan and the attached schedule as at the date of printing of the sales brochure is available for free inspection at the sales office during opening hours.
2. The Vendor advises prospective purchasers to conduct an on-site visit for a better understanding of the development site, its surrounding environment and the public facilities nearby.
3. The plan may show more than the area required under the Residential Properties (First-hand Sales) Ordinance due to technical reason that the boundary of the Development is irregular.
4. The plan, prepared by the Planning Department under the direction of the Town Planning Board, is reproduced with the permission of the Director of Lands. ©The Government of Hong Kong SAR.

備註：

1. 在印刷售樓說明書當日所適用的最近期分區計劃大綱圖及其附表，可於售樓處開放時間內免費查閱。
2. 賣方建議準買家到有關發展地盤作實地考察，以對該發展地盤、其周邊地區環境及附近的公共設施有較佳了解。
3. 由於發展項目的邊界不規則的技術原因，此圖所顯示的範圍可能超過《一手住宅物業銷售條例》所規定的範圍。
4. 此圖為規劃署遵照城市規劃委員會指示擬備，版權屬香港特別行政區政府，經地政總署准許複印。



Location of the Development
發展項目的位置

Scale : 0M/米
比例 : 500M/米

Adopted from part of the approved Ngau Tau Kok & Kowloon Bay Outline Zoning Plan, Plan No. S/K13/34, gazetted on 7 November 2025, with adjustments where necessary as shown in red.

摘錄自2025年11月7日刊憲之牛頭角及九龍灣分區計劃大綱核准圖，圖則編號為S/K13/34，有需要處經修正處理，以紅色顯示。

NOTATION 圖例

Zones 地帶

R(A)	Residential (Group A) 住宅 (甲類)	O	Open Space 休憩用地
G/IC	Government, Institution or Community 政府、機構或社區	OU	Other Specified Uses 其他指定用途

Communications 交通

	Major Road and Junction 主要道路及路口		Elevated Road 高架道路
--	------------------------------------	--	-----------------------

Miscellaneous 其他

	Boundary of Planning Scheme 規劃範圍界線	PFS	Petrol Filling Station 加油站
	Maximum Building Height (In Metres Above Principal Datum) 最高建築物高度 (在主水平基準上若干米)	NBA	Non-building Area 非建築用地

Notes:

1. The last updated Outline Zoning Plan and the attached schedule as at the date of printing of the sales brochure is available for free inspection at the sales office during opening hours.
2. The Vendor advises prospective purchasers to conduct an on-site visit for a better understanding of the development site, its surrounding environment and the public facilities nearby.
3. The plan may show more than the area required under the Residential Properties (First-hand Sales) Ordinance due to technical reason that the boundary of the Development is irregular.
4. The plan, prepared by the Planning Department under the direction of the Town Planning Board, is reproduced with the permission of the Director of Lands. ©The Government of Hong Kong SAR.

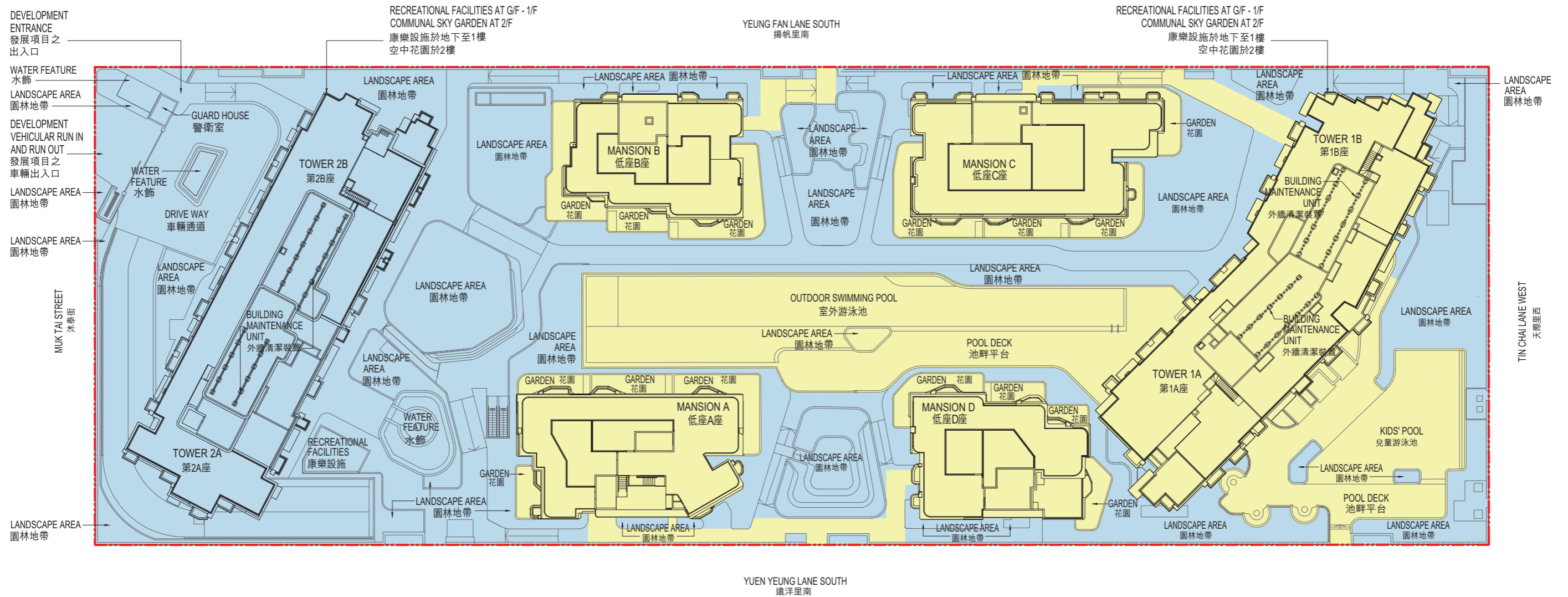
備註：

1. 在印刷售樓說明書當日所適用的最近期分區計劃大綱圖及其附表，可於售樓處開放時間內免費查閱。
2. 賣方建議準買家到有關發展地盤作實地考察，以對該發展地盤、其周邊地區環境及附近的公共設施有較佳了解。
3. 由於發展項目的邊界不規則的技術原因，此圖所顯示的範圍可能超過《一手住宅物業銷售條例》所規定的範圍。
4. 此圖為規劃署遵照城市規劃委員會指示擬備，版權屬香港特別行政區政府，經地政總署准許複印。

10

LAYOUT PLAN OF THE DEVELOPMENT

發展項目的布局圖



LEGEND 圖例

- Boundary line of the Development
發展項目的界線
- Phase 1 of the Development
發展項目第一期
- Phase 2 of the Development
發展項目第二期

Scale : 0M/米 20M/米
比例 :

11

FLOOR PLANS OF RESIDENTIAL PROPERTIES IN THE PHASE

期數的住宅物業的樓面平面圖

LEGEND 圖例

AD = AIR DUCT = 氣管道

A/C = AIR-CONDITIONER = 空調機

A.F. = ARCHITECTURAL FEATURE = 建築裝飾

BAL. = BALCONY = 露台

BATH = BATHROOM = 浴室

BATH1 = BATHROOM 1 = 浴室1

BATH2 = BATHROOM 2 = 浴室2

BR. = BEDROOM = 睡房

BR1 = BEDROOM 1 = 睡房 1

BR2 = BEDROOM 2 = 睡房 2

BR3 = BEDROOM 3 = 睡房 3

DIN. = DINING ROOM = 飯廳

DN = DOWN = 落

ENSUITE = 套房

ELV = EXTRA-LOW VOLTAGE ROOM = 特低壓電綫房

EMC = ELECTRICAL METER CABINET = 電錶櫃

EMR = ELECTRICAL METER ROOM = 電錶房

ENCLOSURE FOR M&E SERVICE = ENCLOSURE FOR MECHANICAL AND ELECTRICAL SERVICE = 機電設備之圍封

FS = FIRE SERVICES = 消防

HR = HOSE REEL = 消防喉轆

HR AT H/L = HOSE REEL AT HIGH LEVEL = 高位消防喉轆

KIT. = KITCHEN = 廚房

LIV. = LIVING ROOM = 客廳

M.BATH = MASTER BATHROOM = 主人浴室

MBR = MASTER BEDROOM = 主人睡房

M.ENSUITE = MASTER ENSUITE = 主人套房

OPEN KIT. = OPEN KITCHEN = 開放式廚房

PD = PIPE DUCT = 管道

PIPE WELL = 管道井

PLANTER = 花槽

RS/MRR = REFUSE STORAGE AND MATERIAL RECOVERY ROOM = 垃圾收集及物料回收房

ST. = STORE ROOM = 儲物房

UTILITY RM. = UTILITY ROOM = 工作間

LAV. = LAVATORY = 廁所

U.P. = UTILITY PLATFORM = 工作平台

WMR = WATER METER ROOM = 水錶房

WMC = WATER METER CABINET = 水錶櫃

Notes applicable to the floor plans of this section:

1. There are architectural features, metal grilles and/or exposed pipes on the external walls of some of the floors. For details, please refer to the latest approved building plans.
2. Common pipes exposed and/or enclosed in cladding are located at/adjacent to the balcony and/or utility platform and/or roof and/or flat roof and/or air-conditioning outdoor unit platform and/or external wall of some residential units. For details, please refer to the latest approved building plans and/or approved drainage plans.
3. There are sunken slabs (for mechanical & electrical services of units above) and/or ceiling bulkheads for the air-conditioning fittings and/or mechanical & electrical services at some residential units.
4. Balconies and utility platforms are non-enclosed areas.
5. The indications of fittings and fitments such as sinks, hobs, toilet bowls, wash basins, bath tubs etc. shown on the floor plans are indications of their approximate locations only and not indications of their actual size, designs and shapes.
6. Some air-conditioning outdoor unit platform(s) outside the residential unit will be placed with air-conditioner(s) outdoor unit(s) belonging to the unit and/or other unit(s). The location of these air-conditioner(s) outdoor unit(s) may emit heat and/or sound.

適用於本章節所有平面圖的備註：

1. 部份樓層外牆設有建築裝飾、金屬格柵及/或外露喉管。詳細資料請參考最新批准的建築圖則。
2. 部份住宅單位的露台及/或工作平台及/或天台及/或平台及/或空調機室外機平台及/或外牆或其鄰近地方設有外露及/或內藏於飾板的公用喉管。詳細資料請參考最新批准的建築圖則及/或排水設施圖。
3. 部分住宅單位天花板有跌級樓板(用以安裝樓上單位之機電設備)及/或假天花內裝置空調裝備及/或其他機電設備。
4. 露台及工作平台為不可封閉的地方。
5. 樓面平面圖所示之裝置及設備如洗滌盤、煮食爐、坐廁、面盆、浴缸等只供展示其大約位置而非展示其實際大小、設計及形狀。
6. 部份住宅單位外的空調機室外機平台將會放置該單位及/或其他單位的一部或多部空調機室外機。該等空調機室外機的位置可能發出熱力及/或聲音。

11

FLOOR PLANS OF RESIDENTIAL PROPERTIES IN THE PHASE

期數的住宅物業的樓面平面圖

Tower 1A
第1A座

3/F
3樓



11

FLOOR PLANS OF RESIDENTIAL PROPERTIES IN THE PHASE

期數的住宅物業的樓面平面圖

	Tower 座數	Floor 樓層	Flat 單位		
			A	B	C
The thickness of the floor slabs (excluding plaster) of each residential property (mm) 每個住宅物業的樓板(不包括灰泥)的厚度(毫米)	Tower 1A 第1A座	3/F 3樓	125, 150	150	150
The floor-to-floor height (refers to the height between the top surface of the structural slab of a floor and the top surface of the structural slab of its immediate upper floor) of each residential property (mm) 每個住宅物業的層與層之間的高度(指該樓層之石屎地台面與上一層石屎地台面之高度距離)(毫米)			3125, #3125, #3175, #3425	3125, #3125, #3175, #3425	3125, #3175, #3425

inclusive of the sunken depth of the sunken slab on the floor of this floor (350mm)

The internal areas of the residential properties on the upper floors will generally be slightly larger than those on the lower floors because of the reducing thickness of the structural walls on the upper floors. (Note: Not applicable for this Phase)

The dimensions in the floor plans are all structural dimensions in millimetre.

Please refer to page 25 of this sales brochure for legend for the terms and abbreviations shown on the floor plan.

包括本層地台跌級樓板之跌級深度 (350毫米)

因住宅物業的較高樓層的結構牆的厚度遞減，較高樓層的內部面積，一般比較低樓層的內部面積稍大。(備註：不適用於本期數)

樓面平面圖之尺規所列數字為以毫米標示之建築結構尺寸。

樓面平面圖中顯示之名詞及簡稱之圖例請參閱本售樓說明書第25頁。

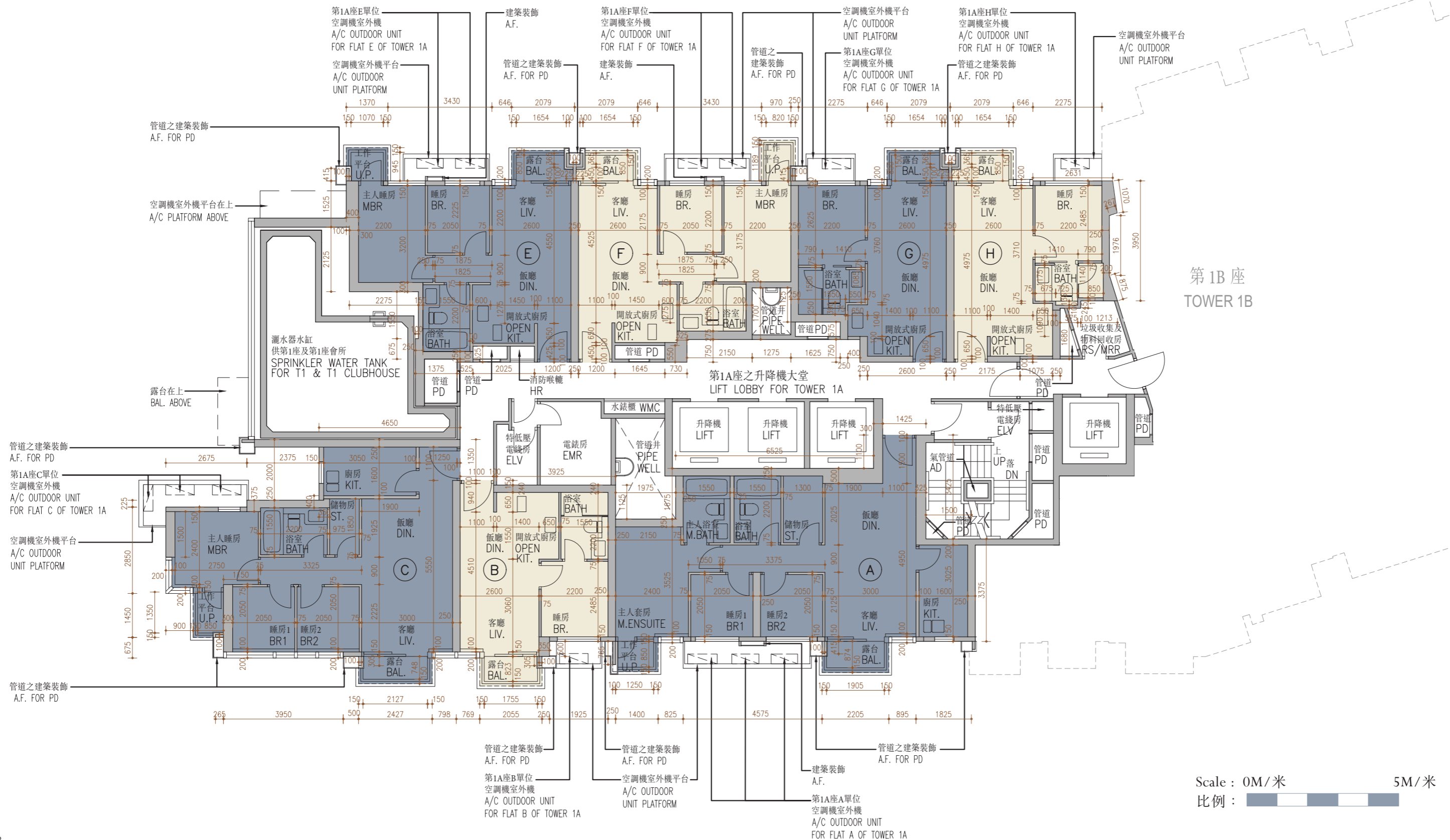
11

FLOOR PLANS OF RESIDENTIAL PROPERTIES IN THE PHASE

期數的住宅物業的樓面平面圖

Tower 1A
第1A座

5/F
5樓



第1B座
TOWER 1B

Scale : 0M/米
比例 : 5M/米

11

FLOOR PLANS OF RESIDENTIAL PROPERTIES IN THE PHASE

期數的住宅物業的樓面平面圖

	Tower 座數	Floor 樓層	Flat 單位						
			A	B	C	E	F	G	H
The thickness of the floor slabs (excluding plaster) of each residential property (mm) 每個住宅物業的樓板(不包括灰泥)的厚度(毫米)	Tower 1A 第1A座	5/F 5樓	125, 150	150	150	150	150	150	150
The floor-to-floor height (refers to the height between the top surface of the structural slab of a floor and the top surface of the structural slab of its immediate upper floor) of each residential property (mm) 每個住宅物業的層與層之間的高度(指該樓層之石屎地台面與上一層石屎地台面之高度距離)(毫米)			3125, ~3125, ^3125, #3125	3125, ~3125, ^3125, #3125	3125, ~3125, ^3125	3125, ~3125, ^3125, #3125	3125, ~3125, ^3125, #3125	3125, ~3125, ^3125, #3125	3125, ~3125, ^3125, #3125

~ inclusive of the sunken depth of the sunken slab on the floor of this floor (50mm)

^ inclusive of the sunken depth of the sunken slab on the floor of this floor (300mm)

inclusive of the sunken depth of the sunken slab on the floor of this floor (350mm)

The internal areas of the residential properties on the upper floors will generally be slightly larger than those on the lower floors because of the reducing thickness of the structural walls on the upper floors. (Note: Not applicable for this Phase)

The dimensions in the floor plans are all structural dimensions in millimetre.

Please refer to page 25 of this sales brochure for legend for the terms and abbreviations shown on the floor plan.

~ 包括本層地台跌級樓板之跌級深度 (50毫米)

^ 包括本層地台跌級樓板之跌級深度 (300毫米)

包括本層地台跌級樓板之跌級深度 (350毫米)

因住宅物業的較高樓層的結構牆的厚度遞減，較高樓層的內部面積，一般比較低樓層的內部面積稍大。(備註：不適用於本期數)

樓面平面圖之尺規所列數字為以毫米標示之建築結構尺寸。

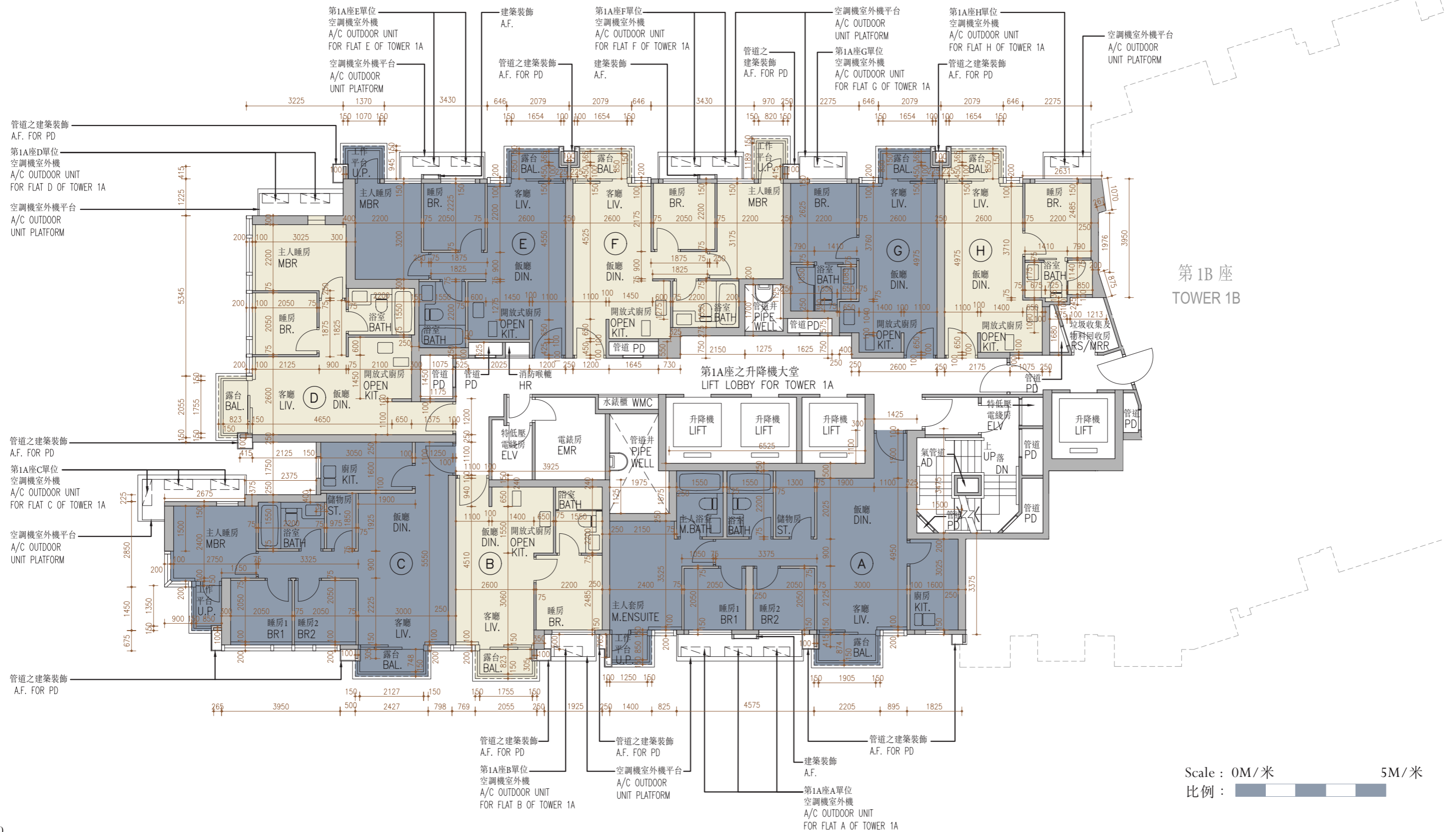
樓面平面圖中顯示之名詞及簡稱之圖例請參閱本售樓說明書第25頁。

11

FLOOR PLANS OF RESIDENTIAL PROPERTIES IN THE PHASE 期數的住宅物業的樓面平面圖

Tower 1A
第1A座

6/F-12/E, 15/F-23/F, 25/F-33/F & 35/F-37/F
6樓至12樓、15樓至23樓、25樓至33樓及35樓至37樓



第1B座
TOWER 1B

11

FLOOR PLANS OF RESIDENTIAL PROPERTIES IN THE PHASE

期數的住宅物業的樓面平面圖

	Tower 座數	Floor 樓層	Flat 單位							
			A	B	C	D	E	F	G	H
The thickness of the floor slabs (excluding plaster) of each residential property (mm) 每個住宅物業的樓板(不包括灰泥)的厚度(毫米)	Tower 1A 第1A座	6/F-12/F, 15/F-23/F, 25/F-33/F & 35/F-36/F 6樓至12樓、15樓至23樓、 25樓至33樓及35樓至36樓	125, 150	150	150	150	150	150	150	150
The floor-to-floor height (refers to the height between the top surface of the structural slab of a floor and the top surface of the structural slab of its immediate upper floor) of each residential property (mm) 每個住宅物業的層與層之間的高度(指該樓層之石屎地台面與上一層石屎地台面之高度距離)(毫米)			3125, ~3125, ^3125, #3125	3125, ~3125, ^3125, #3125	3125, ~3125, ^3125	3125, ~3125, ^3125	3125, ~3125, ^3125, #3125	3125, ~3125, ^3125, #3125	3125, ~3125, ^3125, #3125	3125, ~3125, ^3125, #3125
The thickness of the floor slabs (excluding plaster) of each residential property (mm) 每個住宅物業的樓板(不包括灰泥)的厚度(毫米)		37/F 37樓	150, 200	150, 200	150, 350	150	150	150	150	150
The floor-to-floor height (refers to the height between the top surface of the structural slab of a floor and the top surface of the structural slab of its immediate upper floor) of each residential property (mm) 每個住宅物業的層與層之間的高度(指該樓層之石屎地台面與上一層石屎地台面之高度距離)(毫米)			3150, 3500, ~3550, ^3800, #3850	3500, ~3550, ^3800, #3850	3200, ~3250, 3500, ^3500	3200, 3500, ~3500, ^3500	3500, ~3500, ^3500, #3500	3500, ~3500, ^3500, #3500	3500, ~3500, ^3500, #3500	3500, ~3500, ^3500, #3500

~ inclusive of the sunken depth of the sunken slab on the floor of this floor (50mm)

^ inclusive of the sunken depth of the sunken slab on the floor of this floor (300mm)

inclusive of the sunken depth of the sunken slab on the floor of this floor (350mm)

The internal areas of the residential properties on the upper floors will generally be slightly larger than those on the lower floors because of the reducing thickness of the structural walls on the upper floors. (Note: Not applicable for this Phase)

The dimensions in the floor plans are all structural dimensions in millimetre.

Please refer to page 25 of this sales brochure for legend for the terms and abbreviations shown on the floor plan.

~ 包括本層地台跌級樓板之跌級深度 (50毫米)

^ 包括本層地台跌級樓板之跌級深度 (300毫米)

包括本層地台跌級樓板之跌級深度 (350毫米)

因住宅物業的較高樓層的結構牆的厚度遞減，較高樓層的內部面積，一般比較低樓層的內部面積稍大。(備註：不適用於本期數)

樓面平面圖之尺規所列數字為以毫米標示之建築結構尺寸。

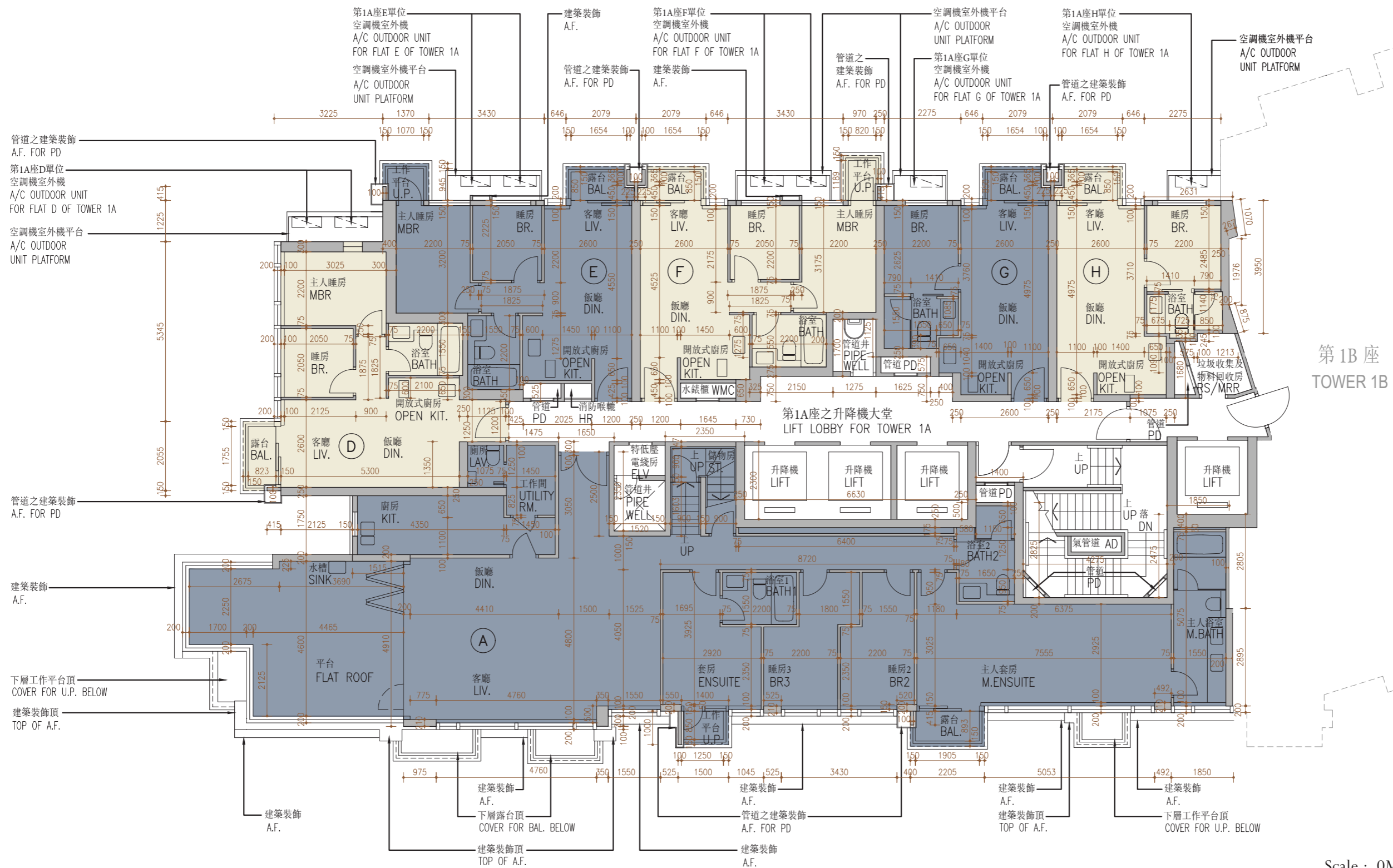
樓面平面圖中顯示之名詞及簡稱之圖例請參閱本售樓說明書第25頁。

11

FLOOR PLANS OF RESIDENTIAL PROPERTIES IN THE PHASE

期數的住宅物業的樓面平面圖

Tower 1A
第1A座
38/F
38樓



第1B座
TOWER 1B

Scale : 0M/米 5M/米
比例 :

11

FLOOR PLANS OF RESIDENTIAL PROPERTIES IN THE PHASE

期數的住宅物業的樓面平面圖

	Tower 座數	Floor 樓層	Flat 單位					
			A	D	E	F	G	H
The thickness of the floor slabs (excluding plaster) of each residential property (mm) 每個住宅物業的樓板(不包括灰泥)的厚度(毫米)	Tower 1A 第1A座	38/F 38樓	150, 175	150	150	150	150	150
The floor-to-floor height (refers to the height between the top surface of the structural slab of a floor and the top surface of the structural slab of its immediate upper floor) of each residential property (mm) 每個住宅物業的層與層之間的高度(指該樓層之石屎地台面與上一層石屎地台面之高度距離)(毫米)			3500, ~3550, ^3800, #3850	3500, ~3550, ^3800	3500, ~3550, ^3800, #3850	3500, ~3550, ^3800, #3850	3500, ~3550, ^3800, #3850	3500, ~3550, ^3800, #3850

~ inclusive of the sunken depth of the sunken slab on the floor of this floor (50mm)

^ inclusive of the sunken depth of the sunken slab on the floor of this floor (300mm)

inclusive of the sunken depth of the sunken slab on the floor of this floor (350mm)

The internal areas of the residential properties on the upper floors will generally be slightly larger than those on the lower floors because of the reducing thickness of the structural walls on the upper floors. (Note: Not applicable for this Phase)

The dimensions in the floor plans are all structural dimensions in millimetre.

Please refer to page 25 of this sales brochure for legend for the terms and abbreviations shown on the floor plan.

~ 包括本層地台跌級樓板之跌級深度 (50毫米)

^ 包括本層地台跌級樓板之跌級深度 (300毫米)

包括本層地台跌級樓板之跌級深度 (350毫米)

因住宅物業的較高樓層的結構牆的厚度遞減，較高樓層的內部面積，一般比較低樓層的內部面積稍大。(備註：不適用於本期數)

樓面平面圖之尺規所列數字為以毫米標示之建築結構尺寸。

樓面平面圖中顯示之名詞及簡稱之圖例請參閱本售樓說明書第25頁。

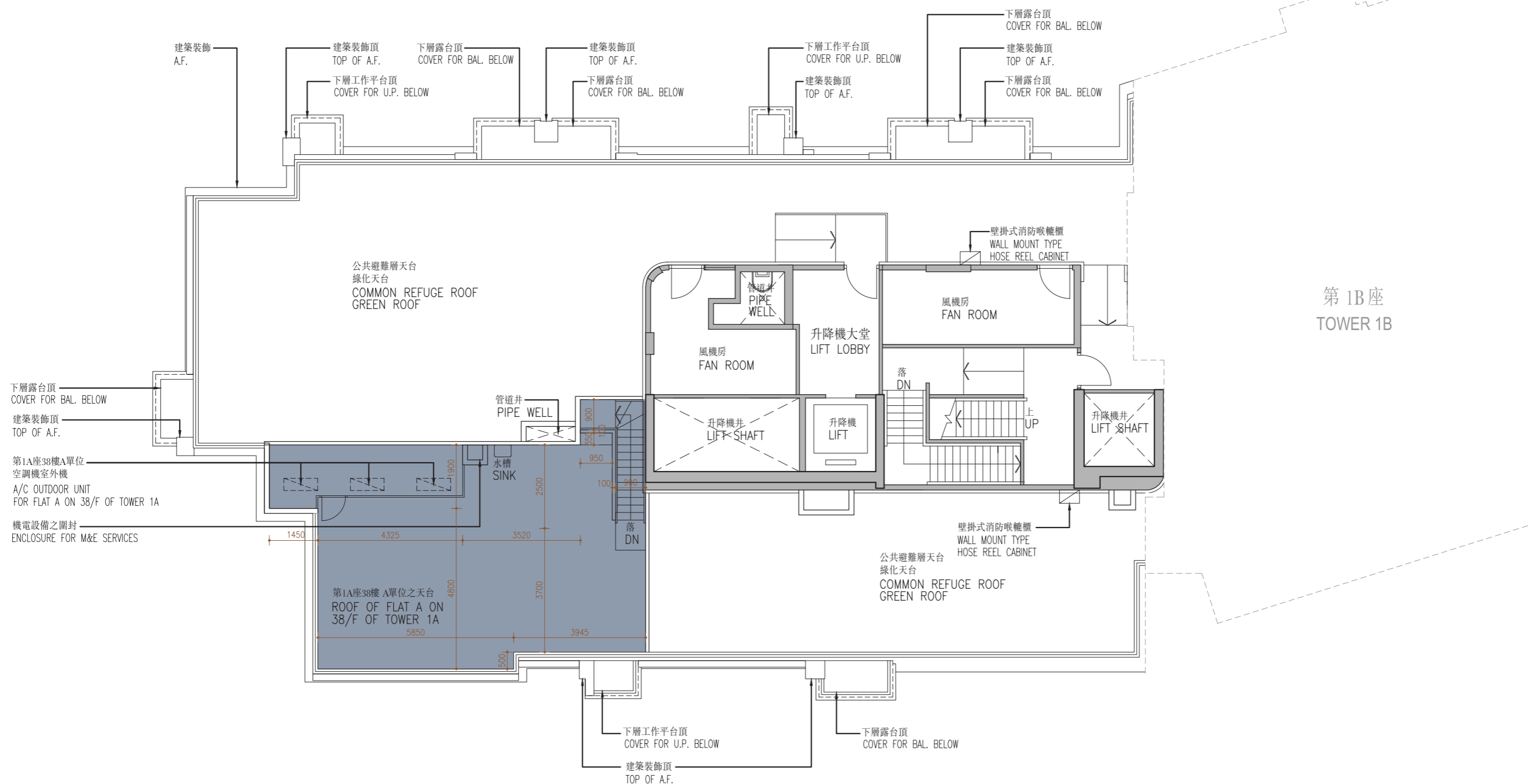
11

FLOOR PLANS OF RESIDENTIAL PROPERTIES IN THE PHASE

期數的住宅物業的樓面平面圖

Tower 1A
第1A座

Roof
天台



第1B座
TOWER 1B

Scale : 0M/米 5M/米
比例 :

11

FLOOR PLANS OF RESIDENTIAL PROPERTIES IN THE PHASE

期數的住宅物業的樓面平面圖

	Tower 座數	Floor 樓層	Flat 單位
			A
The thickness of the floor slabs (excluding plaster) of each residential property (mm) 每個住宅物業的樓板(不包括灰泥)的厚度(毫米)	Tower 1A 第1A座	Roof 天台	Not applicable 不適用
The floor-to-floor height (refers to the height between the top surface of the structural slab of a floor and the top surface of the structural slab of its immediate upper floor) of each residential property (mm) 每個住宅物業的層與層之間的高度(指該樓層之石屎地台面與上一層石屎地台面之高度距離)(毫米)			Not applicable 不適用

The internal areas of the residential properties on the upper floors will generally be slightly larger than those on the lower floors because of the reducing thickness of the structural walls on the upper floors. (Note: Not applicable for this Phase)

The dimensions in the floor plans are all structural dimensions in millimetre.

Please refer to page 25 of this sales brochure for legend for the terms and abbreviations shown on the floor plan.

因住宅物業的較高樓層的結構牆的厚度遞減，較高樓層的內部面積，一般比較低樓層的內部面積稍大。(備註：不適用於本期數)

樓面平面圖之尺規所列數字為以毫米標示之建築結構尺寸。

樓面平面圖中顯示之名詞及簡稱之圖例請參閱本售樓說明書第25頁。

11

FLOOR PLANS OF RESIDENTIAL PROPERTIES IN THE PHASE 期數的住宅物業的樓面平面圖

Tower 1B
第1B座

3/F
3樓

第1A座
TOWER 1A



11

FLOOR PLANS OF RESIDENTIAL PROPERTIES IN THE PHASE

期數的住宅物業的樓面平面圖

	Tower 座數	Floor 樓層	Flat 單位					
			A	B	C	D	E	F
The thickness of the floor slabs (excluding plaster) of each residential property (mm) 每個住宅物業的樓板(不包括灰泥)的厚度(毫米)	Tower 1B 第1B座	3/F 3樓	150	150	150	150	150	150
The floor-to-floor height (refers to the height between the top surface of the structural slab of a floor and the top surface of the structural slab of its immediate upper floor) of each residential property (mm) 每個住宅物業的層與層之間的高度(指該樓層之石屎地台面與上一層石屎地台面之高度距離)(毫米)			3125, #3125, #3425	3125, #3125, #3175, #3425	3125, #3125, #3175, #3425	3125, #3175, #3425	3125, #3175, #3425	3125, #3125, #3175, #3425

inclusive of the sunken depth of the sunken slab on the floor of this floor (350mm)

The internal areas of the residential properties on the upper floors will generally be slightly larger than those on the lower floors because of the reducing thickness of the structural walls on the upper floors. (Note: Not applicable for this Phase)

The dimensions in the floor plans are all structural dimensions in millimetre.

Please refer to page 25 of this sales brochure for legend for the terms and abbreviations shown on the floor plan.

包括本層地台跌級樓板之跌級深度 (350毫米)

因住宅物業的較高樓層的結構牆的厚度遞減，較高樓層的內部面積，一般比較低樓層的內部面積稍大。(備註：不適用於本期數)

樓面平面圖之尺規所列數字為以毫米標示之建築結構尺寸。

樓面平面圖中顯示之名詞及簡稱之圖例請參閱本售樓說明書第25頁。

11

FLOOR PLANS OF RESIDENTIAL PROPERTIES IN THE PHASE

期數的住宅物業的樓面平面圖

Tower 1B
第1B座

5/F-12/E, 15/F-23/E, 25/F-33/F & 35/F-37/F
5樓至12樓、15樓至23樓、25樓至33樓及35樓至37樓



FLOOR PLAN OF FLAT G AND COMMON STAIRCASE ON 37/F OF TOWER 1B
第1B座 37樓 G單位及公共樓梯之樓面平面圖

Scale : 0M/米 5M/米
比例 :

11

FLOOR PLANS OF RESIDENTIAL PROPERTIES IN THE PHASE

期數的住宅物業的樓面平面圖

	Tower 座數	Floor 樓層	Flat 單位						
			A	B	C	D	E	F	G
The thickness of the floor slabs (excluding plaster) of each residential property (mm) 每個住宅物業的樓板(不包括灰泥)的厚度(毫米)	Tower 1B 第1B座	5/F-12/F, 15/F-23/F, 25/F-33/F & 35/F-36/F 5樓至12樓、15樓至23樓、 25樓至33樓及35樓至36樓	125, 150	150	150	150	150	150	150
The floor-to-floor height (refers to the height between the top surface of the structural slab of a floor and the top surface of the structural slab of its immediate upper floor) of each residential property (mm) 每個住宅物業的層與層之間的高度(指該樓層之石屎地台面與上一層石屎地台面之高度距離)(毫米)			3125, ~3125, #3125	3125, ~3125, ^3125, #3125	3125, ~3125, ^3125, #3125	3125, ~3125, ^3125	3125, ~3125, ^3125	3125, ~3125, ^3125, #3125	3125, ~3125, ^3125, #3125
The thickness of the floor slabs (excluding plaster) of each residential property (mm) 每個住宅物業的樓板(不包括灰泥)的厚度(毫米)		37/F 37樓	150, 200	200, 250	150, 200	150, 175	150	150	150
The floor-to-floor height (refers to the height between the top surface of the structural slab of a floor and the top surface of the structural slab of its immediate upper floor) of each residential property (mm) 每個住宅物業的層與層之間的高度(指該樓層之石屎地台面與上一層石屎地台面之高度距離)(毫米)			3150, 3200, 3450, 3500, ~3500, #3500	3150, 3450, 3500, ~3550, ^3800, #3850	3500, ~3550, ^3800, #3850	3150, 3200, ~3250, ^3450, 3500, ^3500	3500, ~3500, ^3500	3500, ~3500, ^3500, #3500	3500, ~3500, ^3500, #3500

~ inclusive of the sunken depth of the sunken slab on the floor of this floor (50mm)

^ inclusive of the sunken depth of the sunken slab on the floor of this floor (300mm)

inclusive of the sunken depth of the sunken slab on the floor of this floor (350mm)

The internal areas of the residential properties on the upper floors will generally be slightly larger than those on the lower floors because of the reducing thickness of the structural walls on the upper floors. (Note: Not applicable for this Phase)

The dimensions in the floor plans are all structural dimensions in millimetre.

Please refer to page 25 of this sales brochure for legend for the terms and abbreviations shown on the floor plan.

~ 包括本層地台跌級樓板之跌級深度 (50毫米)

^ 包括本層地台跌級樓板之跌級深度 (300毫米)

包括本層地台跌級樓板之跌級深度 (350毫米)

因住宅物業的較高樓層的結構牆的厚度遞減，較高樓層的內部面積，一般比較低樓層的內部面積稍大。(備註：不適用於本期數)

樓面平面圖之尺規所列數字為以毫米標示之建築結構尺寸。

樓面平面圖中顯示之名詞及簡稱之圖例請參閱本售樓說明書第25頁。

11

FLOOR PLANS OF RESIDENTIAL PROPERTIES IN THE PHASE 期數的住宅物業的樓面平面圖

Tower 1B 38/F
第1B座 38樓



第1A座
TOWER 1A



Scale : 0M/米 5M/米
比例 : [Scale bar]

11

FLOOR PLANS OF RESIDENTIAL PROPERTIES IN THE PHASE

期數的住宅物業的樓面平面圖

	Tower 座數	Floor 樓層	Flat 單位			
			A	E	F	G
The thickness of the floor slabs (excluding plaster) of each residential property (mm) 每個住宅物業的樓板(不包括灰泥)的厚度(毫米)	Tower 1B 第1B座	38/F 38樓	150, 200	150	150	150
The floor-to-floor height (refers to the height between the top surface of the structural slab of a floor and the top surface of the structural slab of its immediate upper floor) of each residential property (mm) 每個住宅物業的層與層之間的高度(指該樓層之石屎地台面與上一層石屎地台面之高度距離)(毫米)			3500, ~3550, #3850	3500, ~3550, ^3800	3500, ~3550, ^3800, #3850	3500, ~3550, ^3800, #3850

~ inclusive of the sunken depth of the sunken slab on the floor of this floor (50mm)

^ inclusive of the sunken depth of the sunken slab on the floor of this floor (300mm)

inclusive of the sunken depth of the sunken slab on the floor of this floor (350mm)

The internal areas of the residential properties on the upper floors will generally be slightly larger than those on the lower floors because of the reducing thickness of the structural walls on the upper floors. (Note: Not applicable for this Phase)

The dimensions in the floor plans are all structural dimensions in millimetre.

Please refer to page 25 of this sales brochure for legend for the terms and abbreviations shown on the floor plan.

~ 包括本層地台跌級樓板之跌級深度 (50毫米)

^ 包括本層地台跌級樓板之跌級深度 (300毫米)

包括本層地台跌級樓板之跌級深度 (350毫米)

因住宅物業的較高樓層的結構牆的厚度遞減，較高樓層的內部面積，一般比較低樓層的內部面積稍大。(備註：不適用於本期數)

樓面平面圖之尺規所列數字為以毫米標示之建築結構尺寸。

樓面平面圖中顯示之名詞及簡稱之圖例請參閱本售樓說明書第25頁。

11

FLOOR PLANS OF RESIDENTIAL PROPERTIES IN THE PHASE

期數的住宅物業的樓面平面圖

	Tower 座數	Floor 樓層	Flat 單位
			A
The thickness of the floor slabs (excluding plaster) of each residential property (mm) 每個住宅物業的樓板(不包括灰泥)的厚度(毫米)	Tower 1B 第1B座	Roof 天台	Not applicable 不適用
The floor-to-floor height (refers to the height between the top surface of the structural slab of a floor and the top surface of the structural slab of its immediate upper floor) of each residential property (mm) 每個住宅物業的層與層之間的高度(指該樓層之石屎地台面與上一層石屎地台面之高度距離)(毫米)			Not applicable 不適用

The internal areas of the residential properties on the upper floors will generally be slightly larger than those on the lower floors because of the reducing thickness of the structural walls on the upper floors. (Note: Not applicable for this Phase)

The dimensions in the floor plans are all structural dimensions in millimetre.

Please refer to page 25 of this sales brochure for legend for the terms and abbreviations shown on the floor plan.

因住宅物業的較高樓層的結構牆的厚度遞減，較高樓層的內部面積，一般比較低樓層的內部面積稍大。(備註：不適用於本期數)

樓面平面圖之尺規所列數字為以毫米標示之建築結構尺寸。

樓面平面圖中顯示之名詞及簡稱之圖例請參閱本售樓說明書第25頁。

11

FLOOR PLANS OF RESIDENTIAL PROPERTIES IN THE PHASE

期數的住宅物業的樓面平面圖

Mansion A **G/F**
低座A座 **地下**

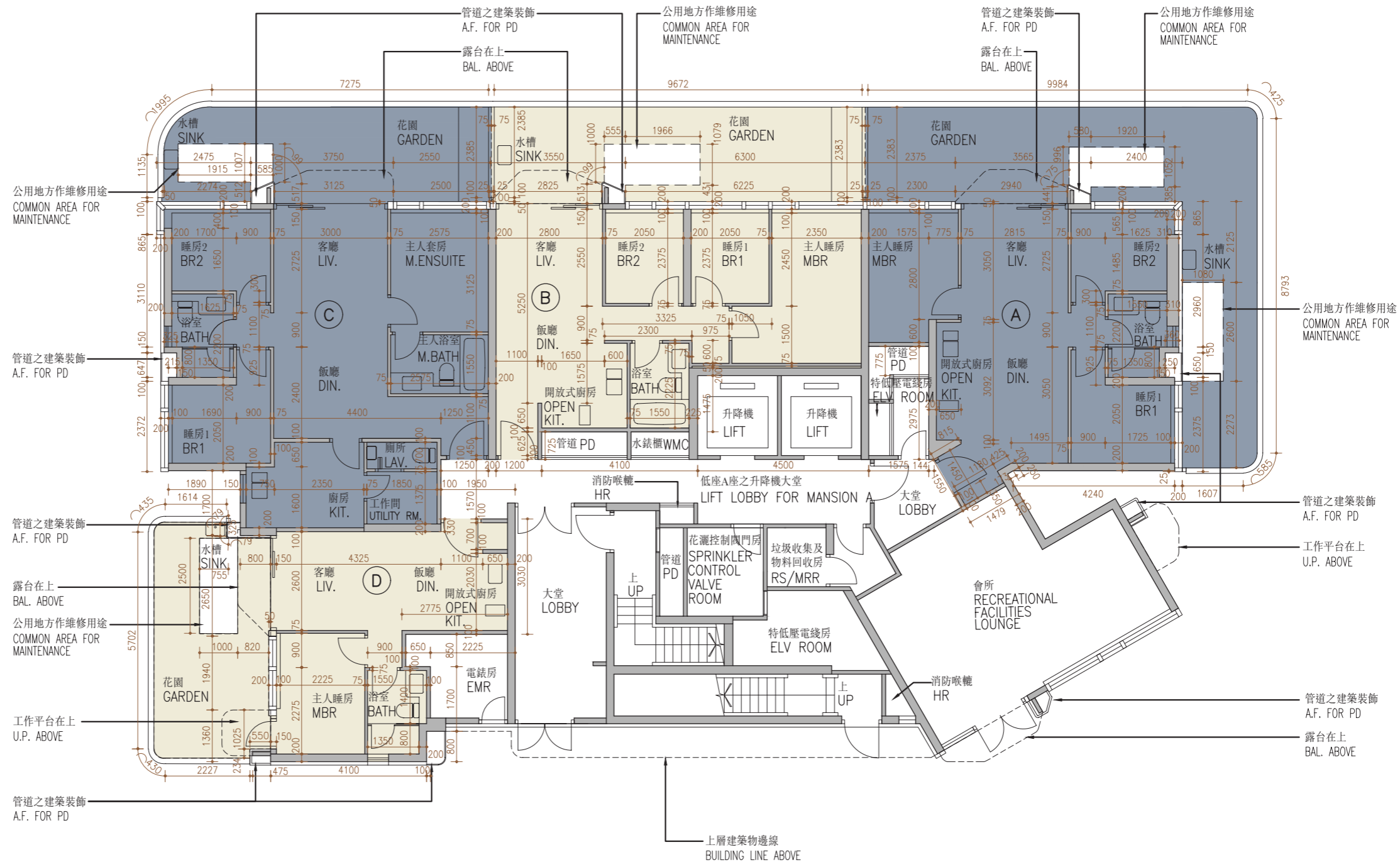


Certain common area(s) are located within the following residential units of the Phase:

- (i) Flat A, Flat B, Flat C and Flat D on G/F of Mansion A;
- (ii) Flat A, Flat B and Flat C on G/F of Mansion B;
- (iii) Flat A, Flat B, Flat C and Flat D on G/F of Mansion C; and
- (iv) Flat A, Flat B and Flat C on G/F of Mansion D.

某些公用地方位於下述期數中的住宅物業內：

- (i) 低座A座地下A單位、B單位、C單位及D單位；
- (ii) 低座B座地下A單位、B單位及C單位；
- (iii) 低座C座地下A單位、B單位、C單位及D單位；及
- (iv) 低座D座地下A單位、B單位及C單位。



Scale : 0M/米 5M/米
 比例 :

11

FLOOR PLANS OF RESIDENTIAL PROPERTIES IN THE PHASE

期數的住宅物業的樓面平面圖

	Mansion 低座	Floor 樓層	Flat 單位			
			A	B	C	D
The thickness of the floor slabs (excluding plaster) of each residential property (mm) 每個住宅物業的樓板(不包括灰泥)的厚度(毫米)	Mansion A 低座A座	G/F 地下	150, 200	150, 175	150	150
The floor-to-floor height (refers to the height between the top surface of the structural slab of a floor and the top surface of the structural slab of its immediate upper floor) of each residential property (mm) 每個住宅物業的層與層之間的高度(指該樓層之石屎地台面與上一層石屎地台面之高度距離)(毫米)			3100, 3150, #3200, #3450	3100, 3150, #3150, #3450	3100, 3150, #3150, #3200, #3450	3100, 3150, #3200, #3450

inclusive of the sunken depth of the sunken slab on the floor of this floor (350mm)

The internal areas of the residential properties on the upper floors will generally be slightly larger than those on the lower floors because of the reducing thickness of the structural walls on the upper floors. (Note: Not applicable for this Phase)

The dimensions in the floor plans are all structural dimensions in millimetre.

Please refer to page 25 of this sales brochure for legend for the terms and abbreviations shown on the floor plan.

包括本層地台跌級樓板之跌級深度 (350毫米)

因住宅物業的較高樓層的結構牆的厚度遞減，較高樓層的內部面積，一般比較低樓層的內部面積稍大。(備註：不適用於本期數)

樓面平面圖之尺規所列數字為以毫米標示之建築結構尺寸。

樓面平面圖中顯示之名詞及簡稱之圖例請參閱本售樓說明書第25頁。

11

FLOOR PLANS OF RESIDENTIAL PROPERTIES IN THE PHASE

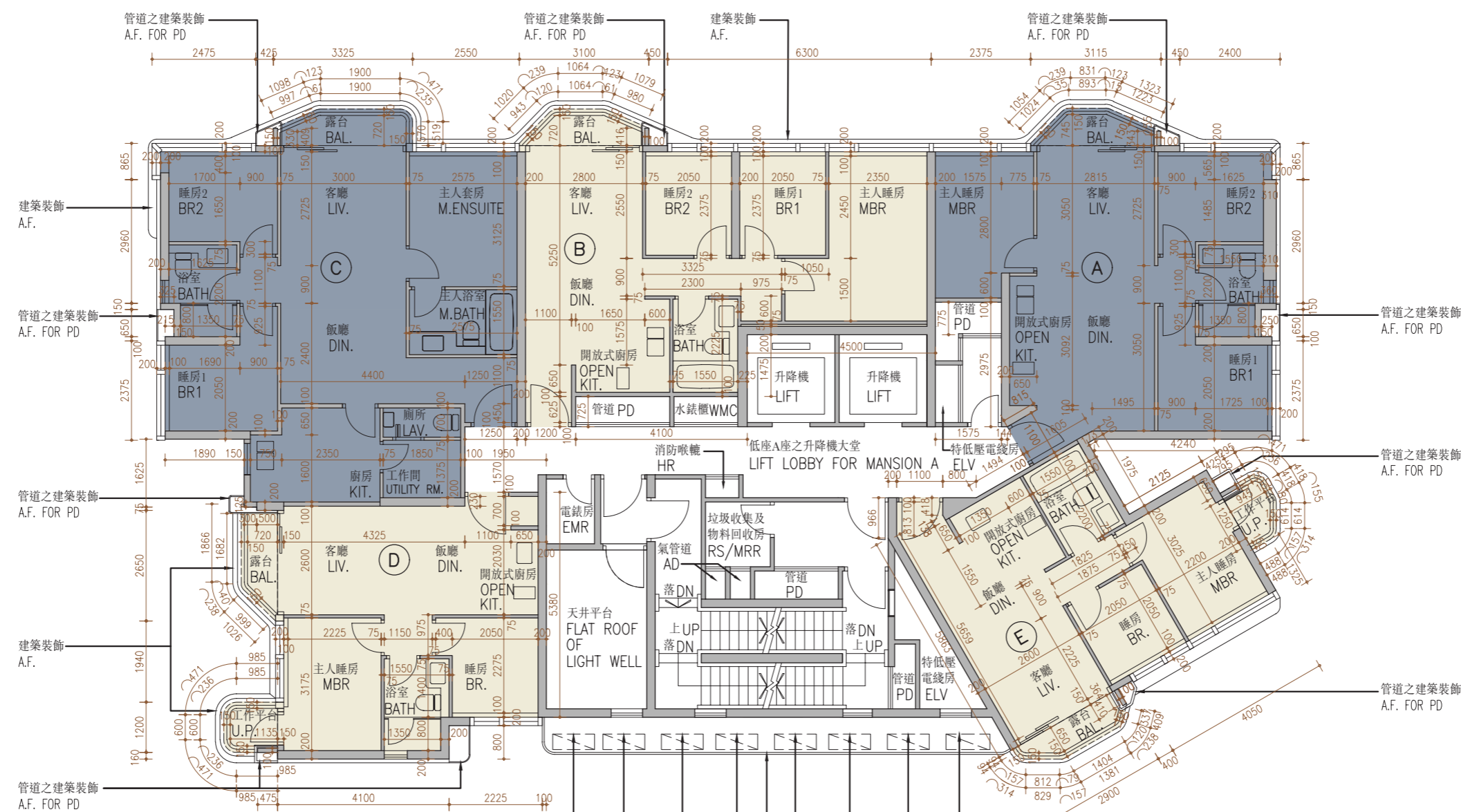
期數的住宅物業的樓面平面圖

Mansion A

1/F

低座A座

1樓



低座A座地下D單位空調機室外機
A/C OUTDOOR UNIT FOR FLAT D ON G/F OF MANSION A

低座A座地下C單位空調機室外機
A/C OUTDOOR UNIT FOR FLAT C ON G/F OF MANSION A

低座A座地下C單位空調機室外機 #
A/C OUTDOOR UNIT FOR FLAT C ON G/F OF MANSION A #

低座A座地下B單位空調機室外機
A/C OUTDOOR UNIT FOR FLAT B ON G/F OF MANSION A

低座A座地下A單位空調機室外機
A/C OUTDOOR UNIT FOR FLAT A ON G/F OF MANSION A

低座A座地下B單位空調機室外機 #
A/C OUTDOOR UNIT FOR FLAT B ON G/F OF MANSION A #

空調機室外機平台
A/C OUTDOOR UNIT PLATFORM

TWO AIR-CONDITIONERS OUTDOOR UNITS WILL BE INSTALLED WITH A DOUBLE DECK SYSTEM
兩部空調機室外機將會以雙層系統型式安裝

Scale : 0M/米 5M/米
比例 :

11

FLOOR PLANS OF RESIDENTIAL PROPERTIES IN THE PHASE

期數的住宅物業的樓面平面圖

	Mansion 低座	Floor 樓層	Flat 單位				
			A	B	C	D	E
The thickness of the floor slabs (excluding plaster) of each residential property (mm) 每個住宅物業的樓板(不包括灰泥)的厚度(毫米)	Mansion A 低座A座	1/F 1樓	150, 200	150, 175	150	150	150
The floor-to-floor height (refers to the height between the top surface of the structural slab of a floor and the top surface of the structural slab of its immediate upper floor) of each residential property (mm) 每個住宅物業的層與層之間的高度(指該樓層之石屎地台面與上一層石屎地台面之高度距離)(毫米)			3150, ~3150, ^3150	3150, ~3150, #3150	3150, ~3150, ^3150, #3150	3150, ~3150, ^3150	3150, ~3150, ^3150

~ inclusive of the sunken depth of the sunken slab on the floor of this floor (50mm)

^ inclusive of the sunken depth of the sunken slab on the floor of this floor (300mm)

inclusive of the sunken depth of the sunken slab on the floor of this floor (350mm)

The internal areas of the residential properties on the upper floors will generally be slightly larger than those on the lower floors because of the reducing thickness of the structural walls on the upper floors. (Note: Not applicable for this Phase)

The dimensions in the floor plans are all structural dimensions in millimetre.

Please refer to page 25 of this sales brochure for legend for the terms and abbreviations shown on the floor plan.

~ 包括本層地台跌級樓板之跌級深度 (50毫米)

^ 包括本層地台跌級樓板之跌級深度 (300毫米)

包括本層地台跌級樓板之跌級深度 (350毫米)

因住宅物業的較高樓層的結構牆的厚度遞減，較高樓層的內部面積，一般比較低樓層的內部面積稍大。(備註：不適用於本期數)

樓面平面圖之尺規所列數字為以毫米標示之建築結構尺寸。

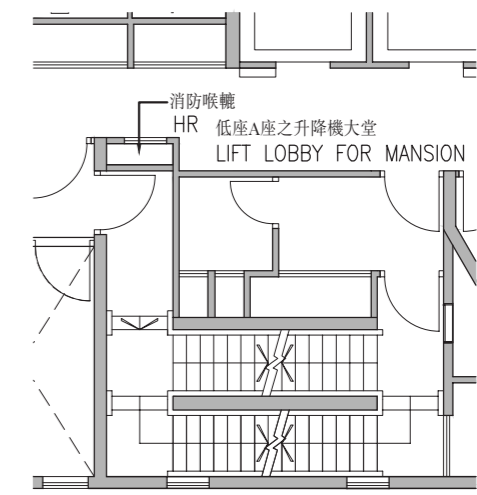
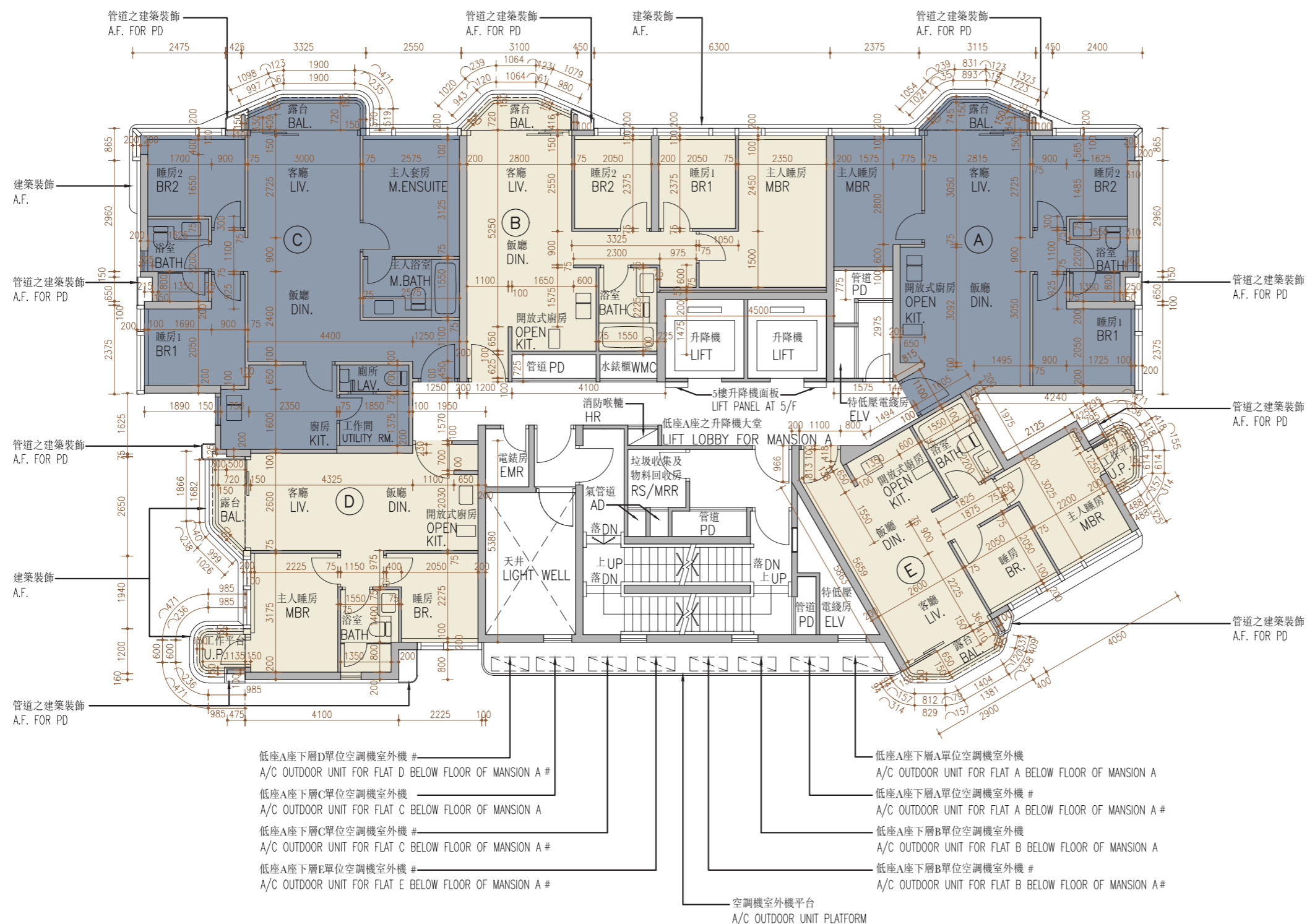
樓面平面圖中顯示之名詞及簡稱之圖例請參閱本售樓說明書第25頁。

11

FLOOR PLANS OF RESIDENTIAL PROPERTIES IN THE PHASE

期數的住宅物業的樓面平面圖

Mansion A 2/F-3/F & 5/F
 低座A座 2樓至3樓及5樓



Part Plan of Lift Lobby for Mansion A on 5/F
 5樓低座A座之升降機大堂之部份平面圖

TWO AIR-CONDITIONERS OUTDOOR UNITS WILL BE INSTALLED WITH A DOUBLE DECK SYSTEM
 # 兩部空調機室外機將會以雙層系統型式安裝

Scale : 0M/米 5M/米
 比例 :

11

FLOOR PLANS OF RESIDENTIAL PROPERTIES IN THE PHASE

期數的住宅物業的樓面平面圖

	Mansion 低座	Floor 樓層	Flat 單位				
			A	B	C	D	E
The thickness of the floor slabs (excluding plaster) of each residential property (mm) 每個住宅物業的樓板(不包括灰泥)的厚度(毫米)	Mansion A 低座A座	2/F-3/F 2樓至3樓	150, 200	150, 175	150	150	150
The floor-to-floor height (refers to the height between the top surface of the structural slab of a floor and the top surface of the structural slab of its immediate upper floor) of each residential property (mm) 每個住宅物業的層與層之間的高度(指該樓層之石屎地台面與上一層石屎地台面之高度距離)(毫米)			3150, ~3150, ^3150	3150, ~3150, #3150	3150, ~3150, ^3150, #3150	3150, ~3150, ^3150	3150, ~3150, ^3150
The thickness of the floor slabs (excluding plaster) of each residential property (mm) 每個住宅物業的樓板(不包括灰泥)的厚度(毫米)		5/F 5樓	150, 200	150, 175	150	150	150
The floor-to-floor height (refers to the height between the top surface of the structural slab of a floor and the top surface of the structural slab of its immediate upper floor) of each residential property (mm) 每個住宅物業的層與層之間的高度(指該樓層之石屎地台面與上一層石屎地台面之高度距離)(毫米)			3500, ~3550, ^3800	3500, ~3550, #3850	3500, ~3550, ^3800, #3850	3500, ~3550, ^3800	3500, ~3550, ^3800

~ inclusive of the sunken depth of the sunken slab on the floor of this floor (50mm)

^ inclusive of the sunken depth of the sunken slab on the floor of this floor (300mm)

inclusive of the sunken depth of the sunken slab on the floor of this floor (350mm)

The internal areas of the residential properties on the upper floors will generally be slightly larger than those on the lower floors because of the reducing thickness of the structural walls on the upper floors. (Note: Not applicable for this Phase)

The dimensions in the floor plans are all structural dimensions in millimetre.

Please refer to page 25 of this sales brochure for legend for the terms and abbreviations shown on the floor plan.

~ 包括本層地台跌級樓板之跌級深度 (50毫米)

^ 包括本層地台跌級樓板之跌級深度 (300毫米)

包括本層地台跌級樓板之跌級深度 (350毫米)

因住宅物業的較高樓層的結構牆的厚度遞減，較高樓層的內部面積，一般比較低樓層的內部面積稍大。(備註：不適用於本期數)

樓面平面圖之尺規所列數字為以毫米標示之建築結構尺寸。

樓面平面圖中顯示之名詞及簡稱之圖例請參閱本售樓說明書第25頁。

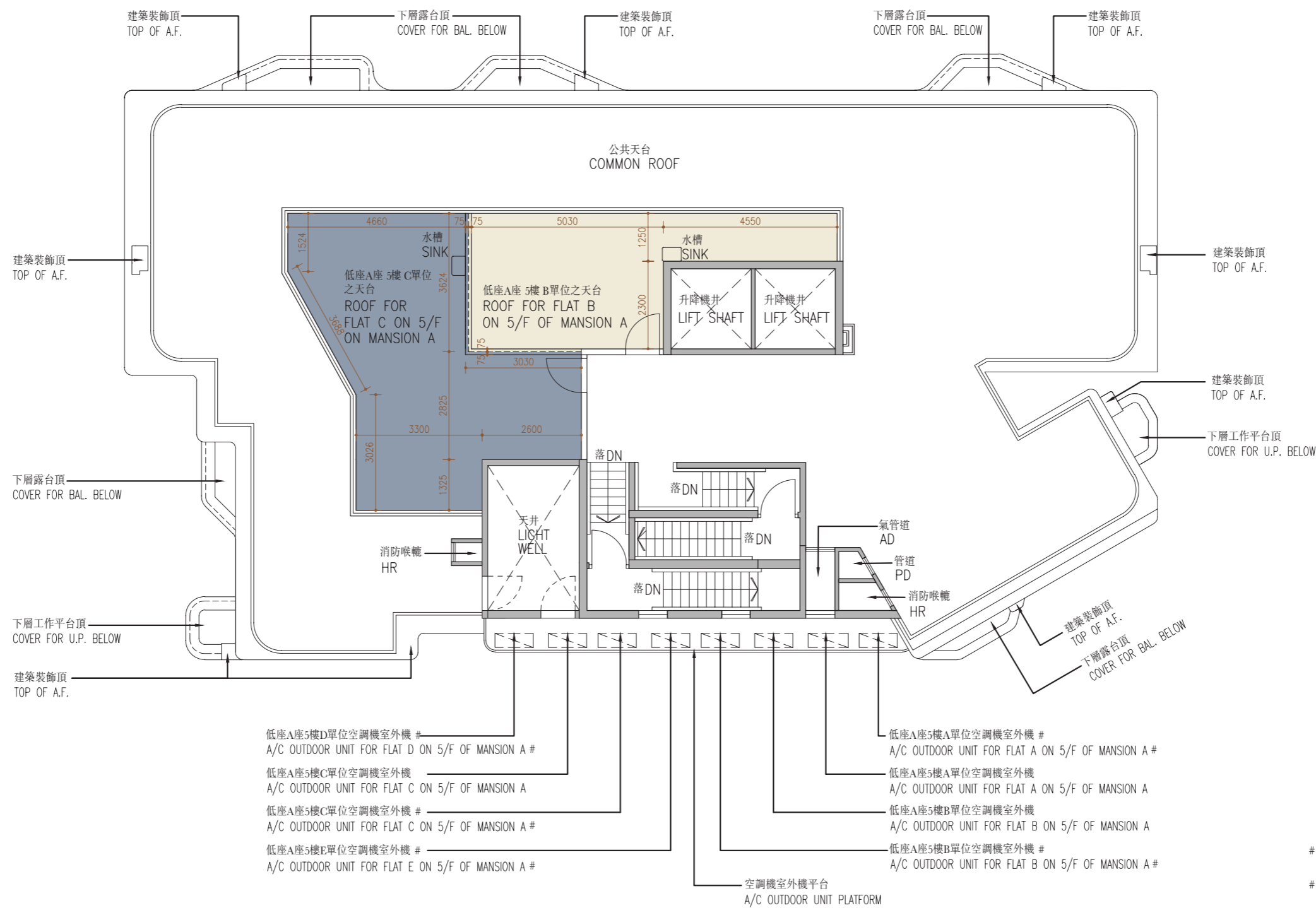
11

FLOOR PLANS OF RESIDENTIAL PROPERTIES IN THE PHASE

期數的住宅物業的樓面平面圖

Mansion A
低座A座

Roof
天台



Scale : 0M/米 5M/米
比例 :

11

FLOOR PLANS OF RESIDENTIAL PROPERTIES IN THE PHASE

期數的住宅物業的樓面平面圖

	Mansion 低座	Floor 樓層	Flat 單位	
			B	C
The thickness of the floor slabs (excluding plaster) of each residential property (mm) 每個住宅物業的樓板(不包括灰泥)的厚度(毫米)	Mansion A 低座A座	Roof 天台	Not applicable 不適用	
The floor-to-floor height (refers to the height between the top surface of the structural slab of a floor and the top surface of the structural slab of its immediate upper floor) of each residential property (mm) 每個住宅物業的層與層之間的高度(指該樓層之石屎地台面與上一層石屎地台面之高度距離)(毫米)				

The internal areas of the residential properties on the upper floors will generally be slightly larger than those on the lower floors because of the reducing thickness of the structural walls on the upper floors. (Note: Not applicable for this Phase)

The dimensions in the floor plans are all structural dimensions in millimetre.

Please refer to page 25 of this sales brochure for legend for the terms and abbreviations shown on the floor plan.

因住宅物業的較高樓層的結構牆的厚度遞減，較高樓層的內部面積，一般比較低樓層的內部面積稍大。(備註：不適用於本期數)

樓面平面圖之尺規所列數字為以毫米標示之建築結構尺寸。

樓面平面圖中顯示之名詞及簡稱之圖例請參閱本售樓說明書第25頁。

11

FLOOR PLANS OF RESIDENTIAL PROPERTIES IN THE PHASE

期數的住宅物業的樓面平面圖

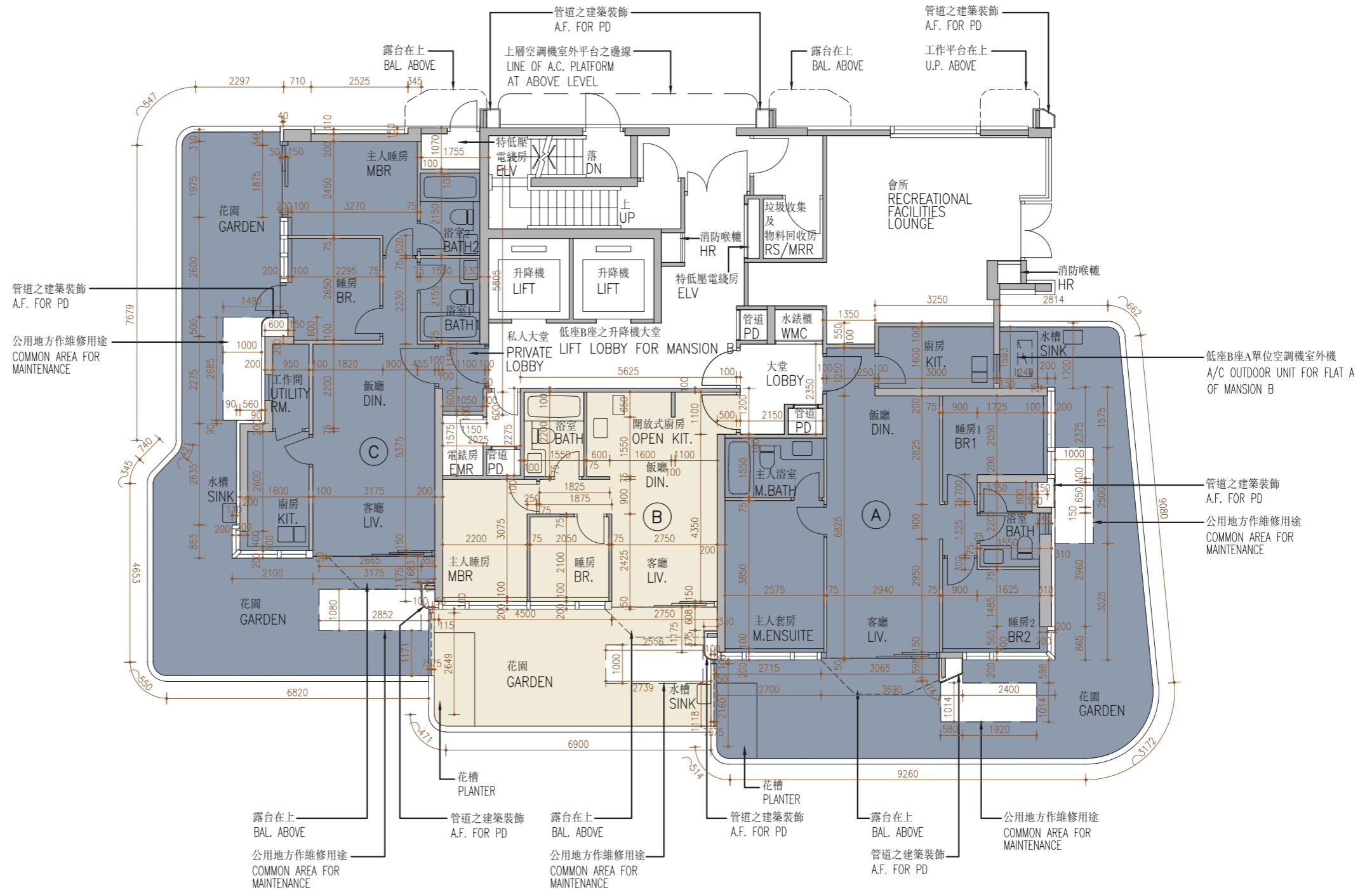
Mansion B 低座B座 G/F 地下

Certain common area(s) are located within the following residential units of the Phase:

- (i) Flat A, Flat B, Flat C and Flat D on G/F of Mansion A;
- (ii) Flat A, Flat B and Flat C on G/F of Mansion B;
- (iii) Flat A, Flat B, Flat C and Flat D on G/F of Mansion C; and
- (iv) Flat A, Flat B and Flat C on G/F of Mansion D.

某些公用地方位於下述期數中的住宅物業內：

- (i) 低座A座地下A單位、B單位、C單位及D單位；
- (ii) 低座B座地下A單位、B單位及C單位；
- (iii) 低座C座地下A單位、B單位、C單位及D單位；及
- (iv) 低座D座地下A單位、B單位及C單位。



Scale : 0M/米 5M/米
比例 :

11

FLOOR PLANS OF RESIDENTIAL PROPERTIES IN THE PHASE

期數的住宅物業的樓面平面圖

	Mansion 低座	Floor 樓層	Flat 單位		
			A	B	C
The thickness of the floor slabs (excluding plaster) of each residential property (mm) 每個住宅物業的樓板(不包括灰泥)的厚度(毫米)	Mansion B 低座B座	G/F 地下	150	150	150, 175
The floor-to-floor height (refers to the height between the top surface of the structural slab of a floor and the top surface of the structural slab of its immediate upper floor) of each residential property (mm) 每個住宅物業的層與層之間的高度(指該樓層之石屎地台面與上一層石屎地台面之高度距離)(毫米)			3100, 3150, #3150, #3200, #3450	3100, 3150, #3150, #3200, #3450	3100, 3150, #3200, #3450

inclusive of the sunken depth of the sunken slab on the floor of this floor (350mm)

The internal areas of the residential properties on the upper floors will generally be slightly larger than those on the lower floors because of the reducing thickness of the structural walls on the upper floors. (Note: Not applicable for this Phase)

The dimensions in the floor plans are all structural dimensions in millimetre.

Please refer to page 25 of this sales brochure for legend for the terms and abbreviations shown on the floor plan.

包括本層地台跌級樓板之跌級深度 (350毫米)

因住宅物業的較高樓層的結構牆的厚度遞減，較高樓層的內部面積，一般比較低樓層的內部面積稍大。(備註：不適用於本期數)

樓面平面圖之尺規所列數字為以毫米標示之建築結構尺寸。

樓面平面圖中顯示之名詞及簡稱之圖例請參閱本售樓說明書第25頁。

11

FLOOR PLANS OF RESIDENTIAL PROPERTIES IN THE PHASE

期數的住宅物業的樓面平面圖

	Mansion 低座	Floor 樓層	Flat 單位				
			A	B	C	D	E
The thickness of the floor slabs (excluding plaster) of each residential property (mm) 每個住宅物業的樓板(不包括灰泥)的厚度(毫米)	Mansion B 低座B座	1/F 1樓	150	150	150	150	150
The floor-to-floor height (refers to the height between the top surface of the structural slab of a floor and the top surface of the structural slab of its immediate upper floor) of each residential property (mm) 每個住宅物業的層與層之間的高度(指該樓層之石屎地台面與上一層石屎地台面之高度距離)(毫米)			3150, ~3150, ^3150, #3150	3150, ~3150, ^3150, #3150	3150, ~3150, ^3150, #3150	3150, ~3150, ^3150, #3150	3150, ~3150, ^3150, #3150

- ~ inclusive of the sunken depth of the sunken slab on the floor of this floor (50mm)
- ^ inclusive of the sunken depth of the sunken slab on the floor of this floor (300mm)
- # inclusive of the sunken depth of the sunken slab on the floor of this floor (350mm)

- ~ 包括本層地台跌級樓板之跌級深度 (50毫米)
- ^ 包括本層地台跌級樓板之跌級深度 (300毫米)
- # 包括本層地台跌級樓板之跌級深度 (350毫米)

The internal areas of the residential properties on the upper floors will generally be slightly larger than those on the lower floors because of the reducing thickness of the structural walls on the upper floors. (Note: Not applicable for this Phase)

因住宅物業的較高樓層的結構牆的厚度遞減，較高樓層的內部面積，一般比較低樓層的內部面積稍大。(備註：不適用於本期數)

The dimensions in the floor plans are all structural dimensions in millimetre.

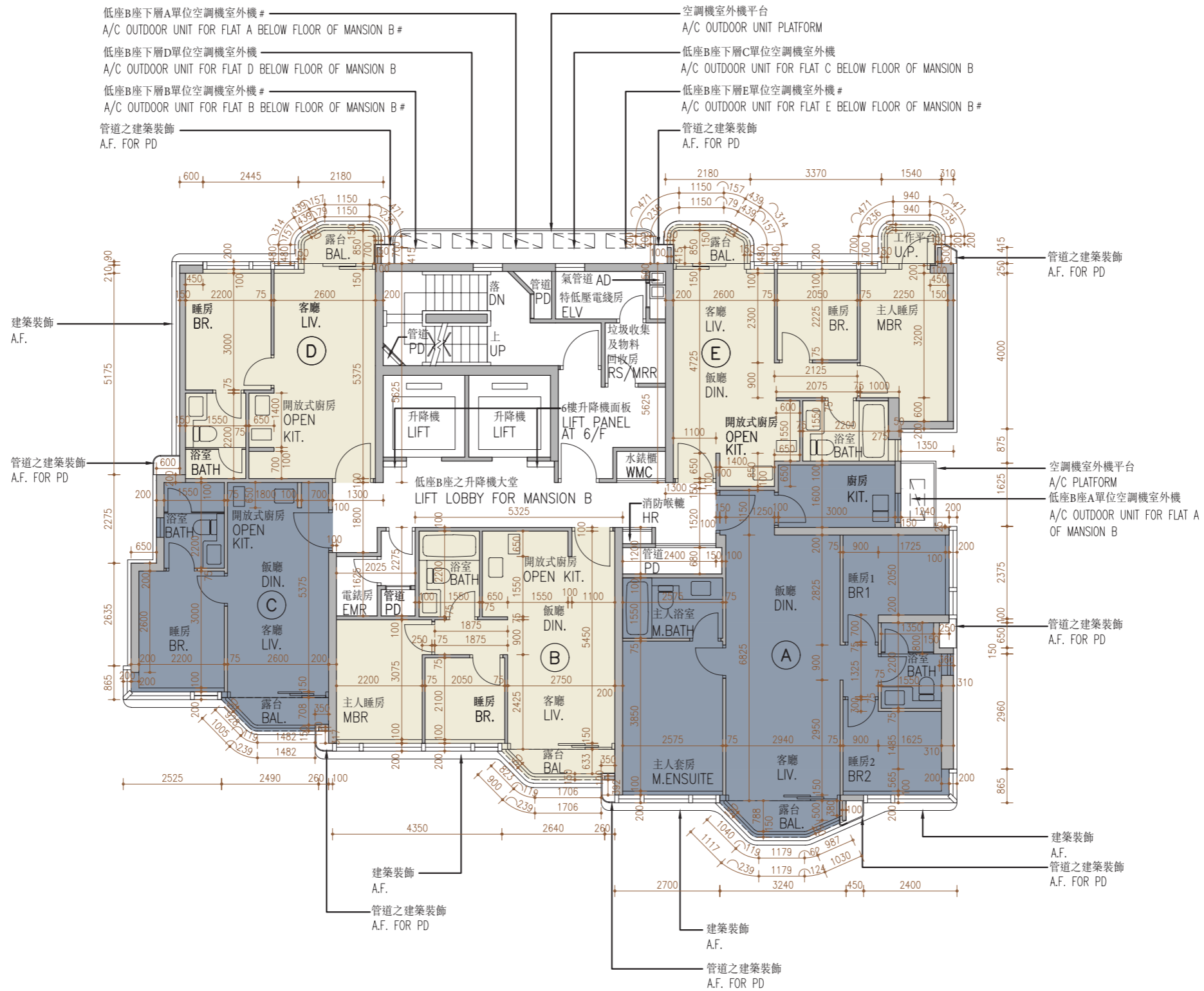
樓面平面圖之尺規所列數字為以毫米標示之建築結構尺寸。

Please refer to page 25 of this sales brochure for legend for the terms and abbreviations shown on the floor plan.

樓面平面圖中顯示之名詞及簡稱之圖例請參閱本售樓說明書第25頁。

Mansion B
低座B座

2/F-3/F & 5/F-6/F
2樓至3樓及5樓至6樓



TWO AIR-CONDITIONERS OUTDOOR UNITS WILL BE INSTALLED WITH A DOUBLE DECK SYSTEM
兩部空調機室外機將會以雙層系統型式安裝

Scale : 0M/米 5M/米
比例 :

11

FLOOR PLANS OF RESIDENTIAL PROPERTIES IN THE PHASE

期數的住宅物業的樓面平面圖

	Mansion 低座	Floor 樓層	Flat 單位				
			A	B	C	D	E
The thickness of the floor slabs (excluding plaster) of each residential property (mm) 每個住宅物業的樓板(不包括灰泥)的厚度(毫米)	Mansion B 低座B座	2/F-3/F & 5/F 2樓至3樓及5樓	150	150	150	150	150
The floor-to-floor height (refers to the height between the top surface of the structural slab of a floor and the top surface of the structural slab of its immediate upper floor) of each residential property (mm) 每個住宅物業的層與層之間的高度(指該樓層之石屎地台面與上一層石屎地台面之高度距離)(毫米)			3150, ~3150, ^3150, #3150	3150, ~3150, ^3150, #3150	3150, ~3150, ^3150, #3150	3150, ~3150, ^3150, #3150	3150, ~3150, ^3150, #3150
The thickness of the floor slabs (excluding plaster) of each residential property (mm) 每個住宅物業的樓板(不包括灰泥)的厚度(毫米)		6/F 6樓	150	150	150	150	150
The floor-to-floor height (refers to the height between the top surface of the structural slab of a floor and the top surface of the structural slab of its immediate upper floor) of each residential property (mm) 每個住宅物業的層與層之間的高度(指該樓層之石屎地台面與上一層石屎地台面之高度距離)(毫米)			3500, ~3550, ^3800, #3850	3500, ~3550, ^3800, #3850	3500, ~3550, ^3800, #3850	3500, ~3550, ^3800, #3850	3500, ~3550, ^3800, #3850

~ inclusive of the sunken depth of the sunken slab on the floor of this floor (50mm)

^ inclusive of the sunken depth of the sunken slab on the floor of this floor (300mm)

inclusive of the sunken depth of the sunken slab on the floor of this floor (350mm)

The internal areas of the residential properties on the upper floors will generally be slightly larger than those on the lower floors because of the reducing thickness of the structural walls on the upper floors. (Note: Not applicable for this Phase)

The dimensions in the floor plans are all structural dimensions in millimetre.

Please refer to page 25 of this sales brochure for legend for the terms and abbreviations shown on the floor plan.

~ 包括本層地台跌級樓板之跌級深度 (50毫米)

^ 包括本層地台跌級樓板之跌級深度 (300毫米)

包括本層地台跌級樓板之跌級深度 (350毫米)

因住宅物業的較高樓層的結構牆的厚度遞減，較高樓層的內部面積，一般比較低樓層的內部面積稍大。(備註：不適用於本期數)

樓面平面圖之尺規所列數字為以毫米標示之建築結構尺寸。

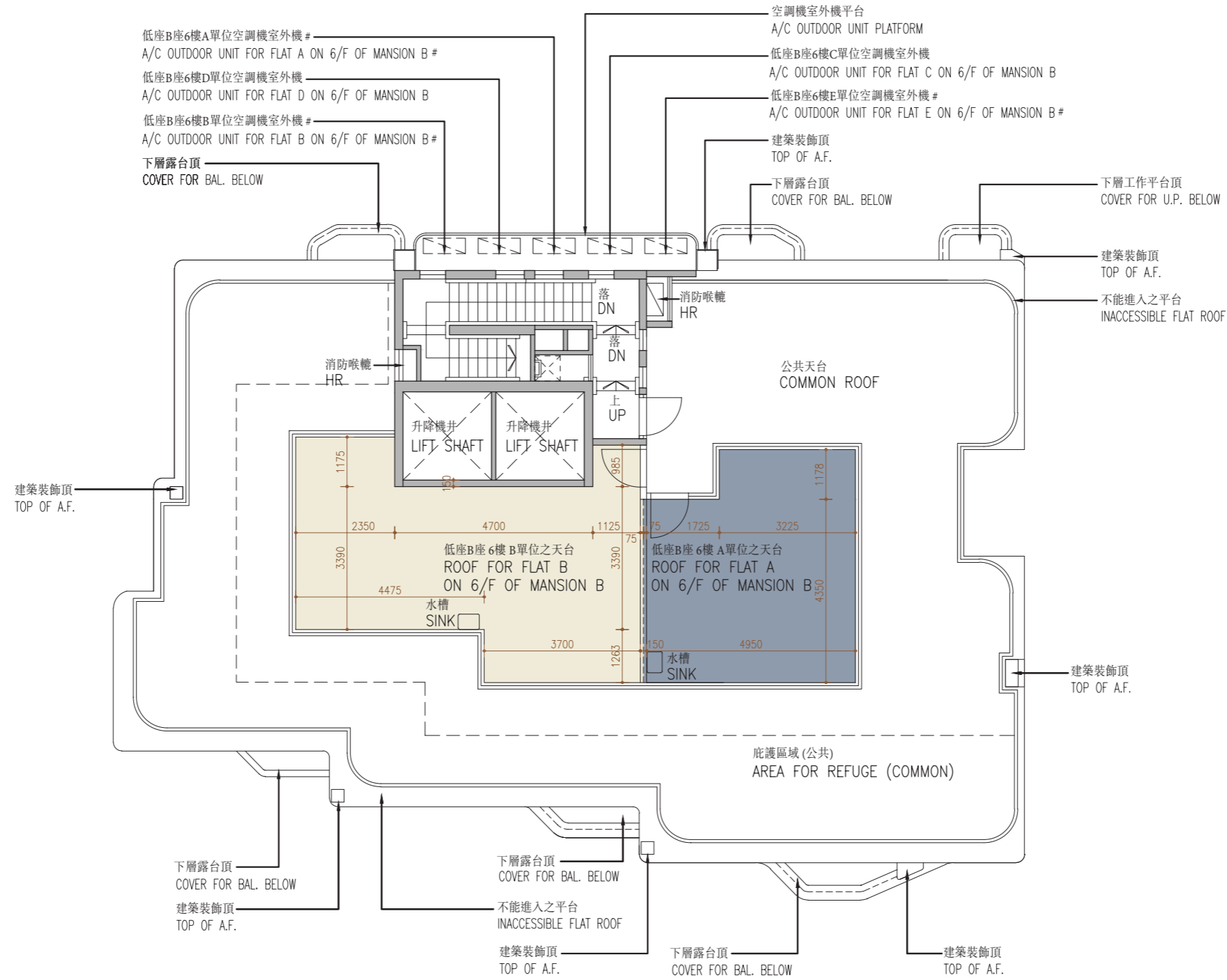
樓面平面圖中顯示之名詞及簡稱之圖例請參閱本售樓說明書第25頁。

11

FLOOR PLANS OF RESIDENTIAL PROPERTIES IN THE PHASE 期數的住宅物業的樓面平面圖

Mansion B
低座B座

Roof
天台



11

FLOOR PLANS OF RESIDENTIAL PROPERTIES IN THE PHASE

期數的住宅物業的樓面平面圖

	Mansion 低座	Floor 樓層	Flat 單位	
			A	B
The thickness of the floor slabs (excluding plaster) of each residential property (mm) 每個住宅物業的樓板(不包括灰泥)的厚度(毫米)	Mansion B 低座B座	Roof 天台	Not applicable 不適用	
The floor-to-floor height (refers to the height between the top surface of the structural slab of a floor and the top surface of the structural slab of its immediate upper floor) of each residential property (mm) 每個住宅物業的層與層之間的高度(指該樓層之石屎地台面與上一層石屎地台面之高度距離)(毫米)				

The internal areas of the residential properties on the upper floors will generally be slightly larger than those on the lower floors because of the reducing thickness of the structural walls on the upper floors. (Note: Not applicable for this Phase)

The dimensions in the floor plans are all structural dimensions in millimetre.

Please refer to page 25 of this sales brochure for legend for the terms and abbreviations shown on the floor plan.

因住宅物業的較高樓層的結構牆的厚度遞減，較高樓層的內部面積，一般比較低樓層的內部面積稍大。(備註：不適用於本期數)

樓面平面圖之尺規所列數字為以毫米標示之建築結構尺寸。

樓面平面圖中顯示之名詞及簡稱之圖例請參閱本售樓說明書第25頁。

11

FLOOR PLANS OF RESIDENTIAL PROPERTIES IN THE PHASE

期數的住宅物業的樓面平面圖

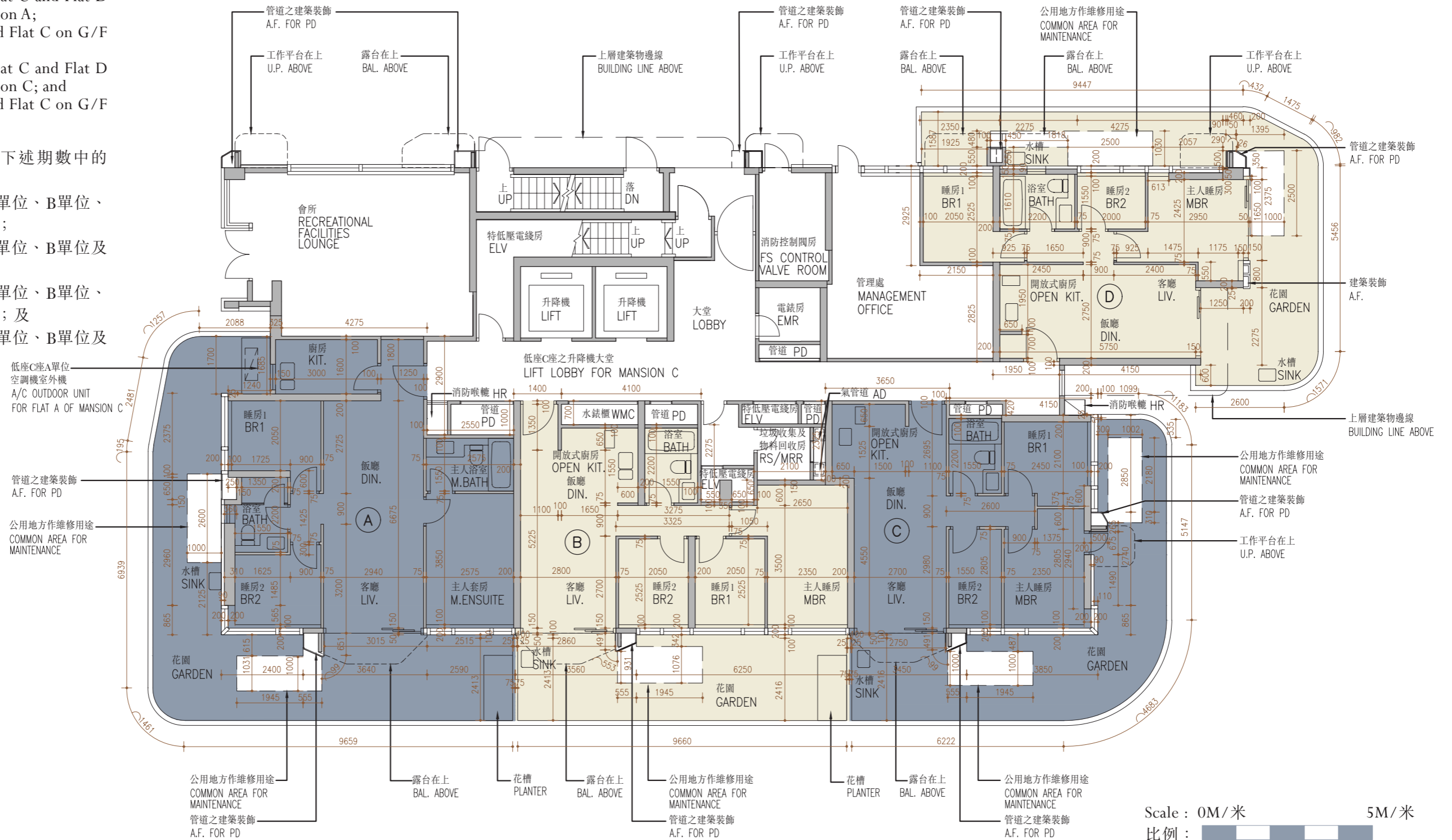
Mansion C G/F 低座C座 地下

Certain common area(s) are located within the following residential units of the Phase:

- (i) Flat A, Flat B, Flat C and Flat D on G/F of Mansion A;
- (ii) Flat A, Flat B and Flat C on G/F of Mansion B;
- (iii) Flat A, Flat B, Flat C and Flat D on G/F of Mansion C; and
- (iv) Flat A, Flat B and Flat C on G/F of Mansion D.

某些公用地方位於下述期數中的住宅物業內：

- (i) 低座A座地下A單位、B單位、C單位及D單位；
- (ii) 低座B座地下A單位、B單位及C單位；
- (iii) 低座C座地下A單位、B單位、C單位及D單位；及
- (iv) 低座D座地下A單位、B單位及C單位。



11

FLOOR PLANS OF RESIDENTIAL PROPERTIES IN THE PHASE

期數的住宅物業的樓面平面圖

	Mansion 低座	Floor 樓層	Flat 單位			
			A	B	C	D
The thickness of the floor slabs (excluding plaster) of each residential property (mm) 每個住宅物業的樓板(不包括灰泥)的厚度(毫米)			150	150	150	125, 150
The floor-to-floor height (refers to the height between the top surface of the structural slab of a floor and the top surface of the structural slab of its immediate upper floor) of each residential property (mm) 每個住宅物業的層與層之間的高度(指該樓層之石屎地台面與上一層石屎地台面之高度距離)(毫米)	Mansion C 低座C座	G/F 地下	3100, 3150, #3150, #3200, #3450	3100, 3150, #3150, #3200, #3450	3100, 3150, #3150, #3200	3100, 3150, #3150

inclusive of the sunken depth of the sunken slab on the floor of this floor (350mm)

The internal areas of the residential properties on the upper floors will generally be slightly larger than those on the lower floors because of the reducing thickness of the structural walls on the upper floors. (Note: Not applicable for this Phase)

The dimensions in the floor plans are all structural dimensions in millimetre.

Please refer to page 25 of this sales brochure for legend for the terms and abbreviations shown on the floor plan.

包括本層地台跌級樓板之跌級深度 (350毫米)

因住宅物業的較高樓層的結構牆的厚度遞減，較高樓層的內部面積，一般比較低樓層的內部面積稍大。(備註：不適用於本期數)

樓面平面圖之尺規所列數字為以毫米標示之建築結構尺寸。

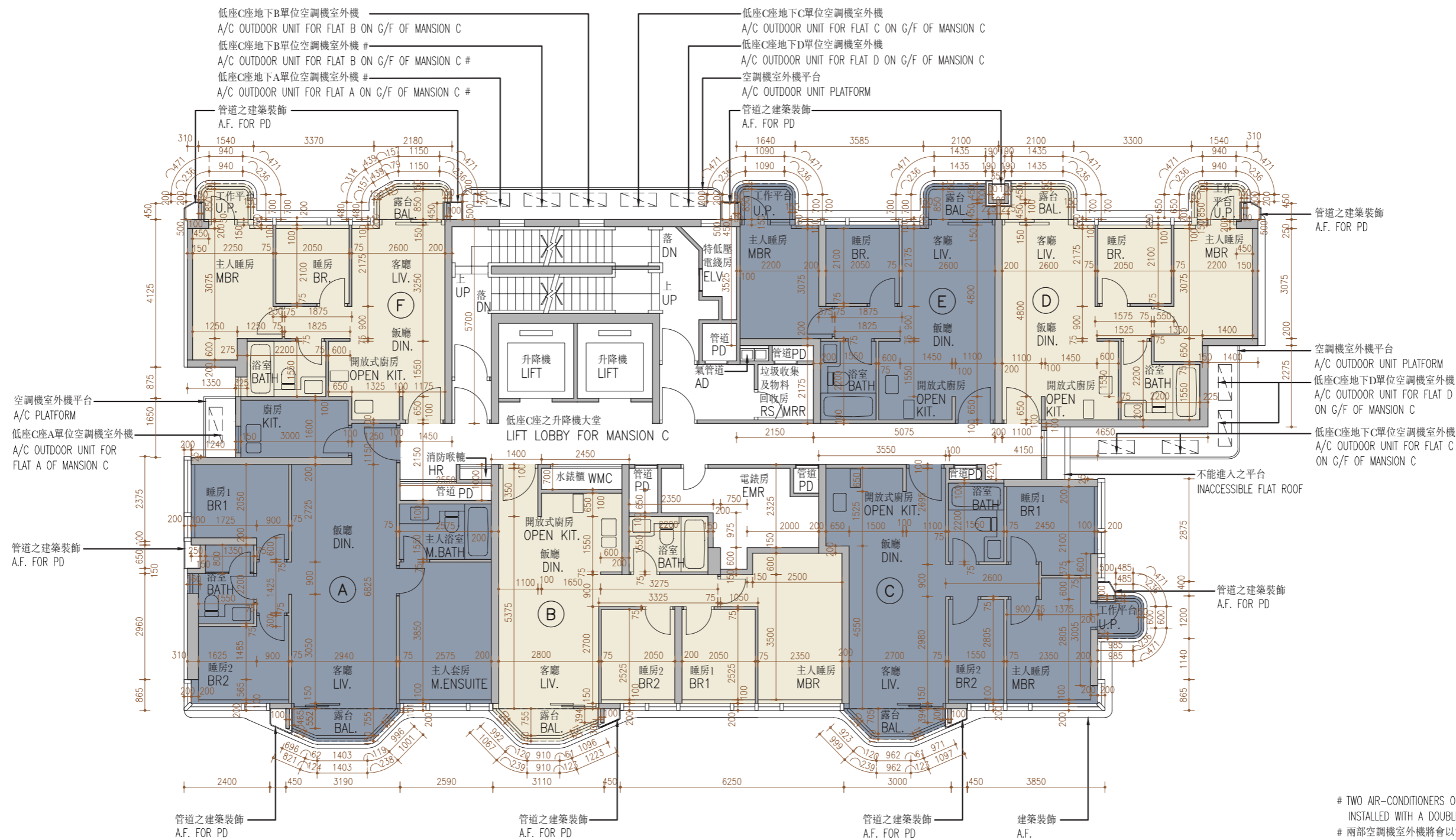
樓面平面圖中顯示之名詞及簡稱之圖例請參閱本售樓說明書第25頁。

11

FLOOR PLANS OF RESIDENTIAL PROPERTIES IN THE PHASE

期數的住宅物業的樓面平面圖

Mansion C 1/F
 低座C座 1樓



Scale : 0M/米 5M/米
 比例 :

11

FLOOR PLANS OF RESIDENTIAL PROPERTIES IN THE PHASE

期數的住宅物業的樓面平面圖

	Mansion 低座	Floor 樓層	Flat 單位					
			A	B	C	D	E	F
The thickness of the floor slabs (excluding plaster) of each residential property (mm) 每個住宅物業的樓板(不包括灰泥)的厚度(毫米)	Mansion C 低座C座	1/F 1樓	150	150	150	150	150	150
The floor-to-floor height (refers to the height between the top surface of the structural slab of a floor and the top surface of the structural slab of its immediate upper floor) of each residential property (mm) 每個住宅物業的層與層之間的高度(指該樓層之石屎地台面與上一層石屎地台面之高度距離)(毫米)			3150, ~3150, ^3150, #3150	3150, ~3150, ^3150, #3150	3150, ^3150, #3150	3150, ~3150, ^3150	3150, ~3150, ^3150, #3150	3150, ~3150, ^3150

~ inclusive of the sunken depth of the sunken slab on the floor of this floor (50mm)

^ inclusive of the sunken depth of the sunken slab on the floor of this floor (300mm)

inclusive of the sunken depth of the sunken slab on the floor of this floor (350mm)

The internal areas of the residential properties on the upper floors will generally be slightly larger than those on the lower floors because of the reducing thickness of the structural walls on the upper floors. (Note: Not applicable for this Phase)

The dimensions in the floor plans are all structural dimensions in millimetre.

Please refer to page 25 of this sales brochure for legend for the terms and abbreviations shown on the floor plan.

~ 包括本層地台跌級樓板之跌級深度 (50毫米)

^ 包括本層地台跌級樓板之跌級深度 (300毫米)

包括本層地台跌級樓板之跌級深度 (350毫米)

因住宅物業的較高樓層的結構牆的厚度遞減，較高樓層的內部面積，一般比較低樓層的內部面積稍大。(備註：不適用於本期數)

樓面平面圖之尺規所列數字為以毫米標示之建築結構尺寸。

樓面平面圖中顯示之名詞及簡稱之圖例請參閱本售樓說明書第25頁。

11

FLOOR PLANS OF RESIDENTIAL PROPERTIES IN THE PHASE

期數的住宅物業的樓面平面圖

	Mansion 低座	Floor 樓層	Flat 單位					
			A	B	C	D	E	F
The thickness of the floor slabs (excluding plaster) of each residential property (mm) 每個住宅物業的樓板(不包括灰泥)的厚度(毫米)	Mansion C 低座C座	2/F-3/F 2樓至3樓	150	150	150	150	150	150
The floor-to-floor height (refers to the height between the top surface of the structural slab of a floor and the top surface of the structural slab of its immediate upper floor) of each residential property (mm) 每個住宅物業的層與層之間的高度(指該樓層之石屎地台面與上一層石屎地台面之高度距離)(毫米)			3150, ~3150, ^3150, #3150	3150, ~3150, ^3150, #3150	3150, ^3150, #3150	3150, ~3150, ^3150	3150, ~3150, ^3150, #3150	3150, ~3150, ^3150
The thickness of the floor slabs (excluding plaster) of each residential property (mm) 每個住宅物業的樓板(不包括灰泥)的厚度(毫米)		5/F 5樓	150	150	150	150	150	150
The floor-to-floor height (refers to the height between the top surface of the structural slab of a floor and the top surface of the structural slab of its immediate upper floor) of each residential property (mm) 每個住宅物業的層與層之間的高度(指該樓層之石屎地台面與上一層石屎地台面之高度距離)(毫米)			3500, ~3550, ^3800, #3850	3500, ~3550, ^3800, #3850	3500, ^3800, #3850	3500, ~3550, ^3800	3500, ~3550, ^3800, #3850	3500, ~3550, ^3800

~ inclusive of the sunken depth of the sunken slab on the floor of this floor (50mm)

^ inclusive of the sunken depth of the sunken slab on the floor of this floor (300mm)

inclusive of the sunken depth of the sunken slab on the floor of this floor (350mm)

The internal areas of the residential properties on the upper floors will generally be slightly larger than those on the lower floors because of the reducing thickness of the structural walls on the upper floors. (Note: Not applicable for this Phase)

The dimensions in the floor plans are all structural dimensions in millimetre.

Please refer to page 25 of this sales brochure for legend for the terms and abbreviations shown on the floor plan.

~ 包括本層地台跌級樓板之跌級深度 (50毫米)

^ 包括本層地台跌級樓板之跌級深度 (300毫米)

包括本層地台跌級樓板之跌級深度 (350毫米)

因住宅物業的較高樓層的結構牆的厚度遞減，較高樓層的內部面積，一般比較低樓層的內部面積稍大。(備註：不適用於本期數)

樓面平面圖之尺規所列數字為以毫米標示之建築結構尺寸。

樓面平面圖中顯示之名詞及簡稱之圖例請參閱本售樓說明書第25頁。

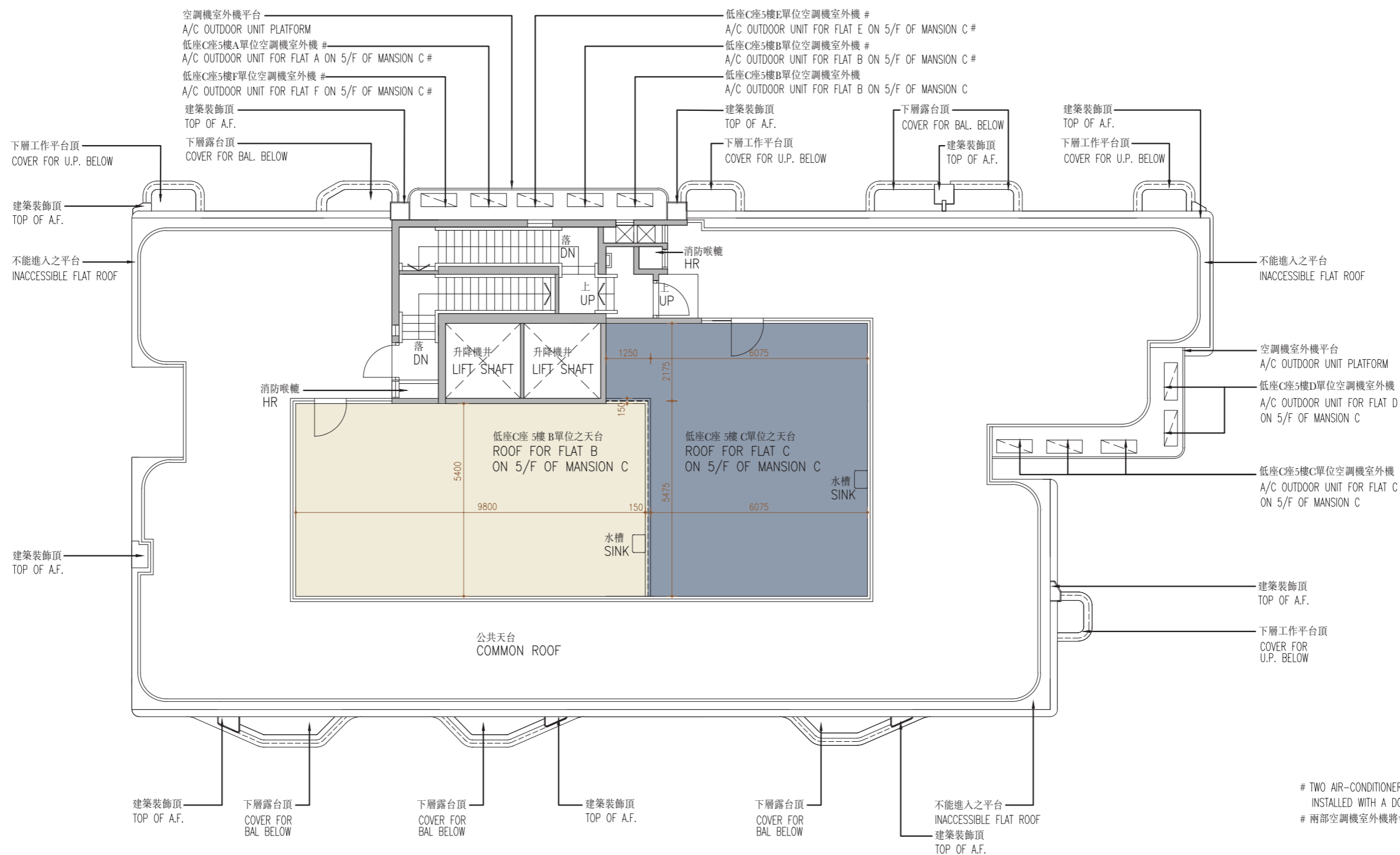
11

FLOOR PLANS OF RESIDENTIAL PROPERTIES IN THE PHASE

期數的住宅物業的樓面平面圖

Mansion C
低座C座

Roof
天台



TWO AIR-CONDITIONERS OUTDOOR UNITS WILL BE INSTALLED WITH A DOUBLE DECK SYSTEM
兩部空調機室外機將會以雙層系統型式安裝

Scale : 0M / 米 5M / 米
比例 :

11

FLOOR PLANS OF RESIDENTIAL PROPERTIES IN THE PHASE

期數的住宅物業的樓面平面圖

	Mansion 低座	Floor 樓層	Flat 單位	
			B	C
The thickness of the floor slabs (excluding plaster) of each residential property (mm) 每個住宅物業的樓板(不包括灰泥)的厚度(毫米)	Mansion C 低座C座	Roof 天台	Not applicable 不適用	
The floor-to-floor height (refers to the height between the top surface of the structural slab of a floor and the top surface of the structural slab of its immediate upper floor) of each residential property (mm) 每個住宅物業的層與層之間的高度(指該樓層之石屎地台面與上一層石屎地台面之高度距離)(毫米)				

The internal areas of the residential properties on the upper floors will generally be slightly larger than those on the lower floors because of the reducing thickness of the structural walls on the upper floors. (Note: Not applicable for this Phase)

The dimensions in the floor plans are all structural dimensions in millimetre.

Please refer to page 25 of this sales brochure for legend for the terms and abbreviations shown on the floor plan.

因住宅物業的較高樓層的結構牆的厚度遞減，較高樓層的內部面積，一般比較低樓層的內部面積稍大。(備註：不適用於本期數)

樓面平面圖之尺規所列數字為以毫米標示之建築結構尺寸。

樓面平面圖中顯示之名詞及簡稱之圖例請參閱本售樓說明書第25頁。

11

FLOOR PLANS OF RESIDENTIAL PROPERTIES IN THE PHASE

期數的住宅物業的樓面平面圖

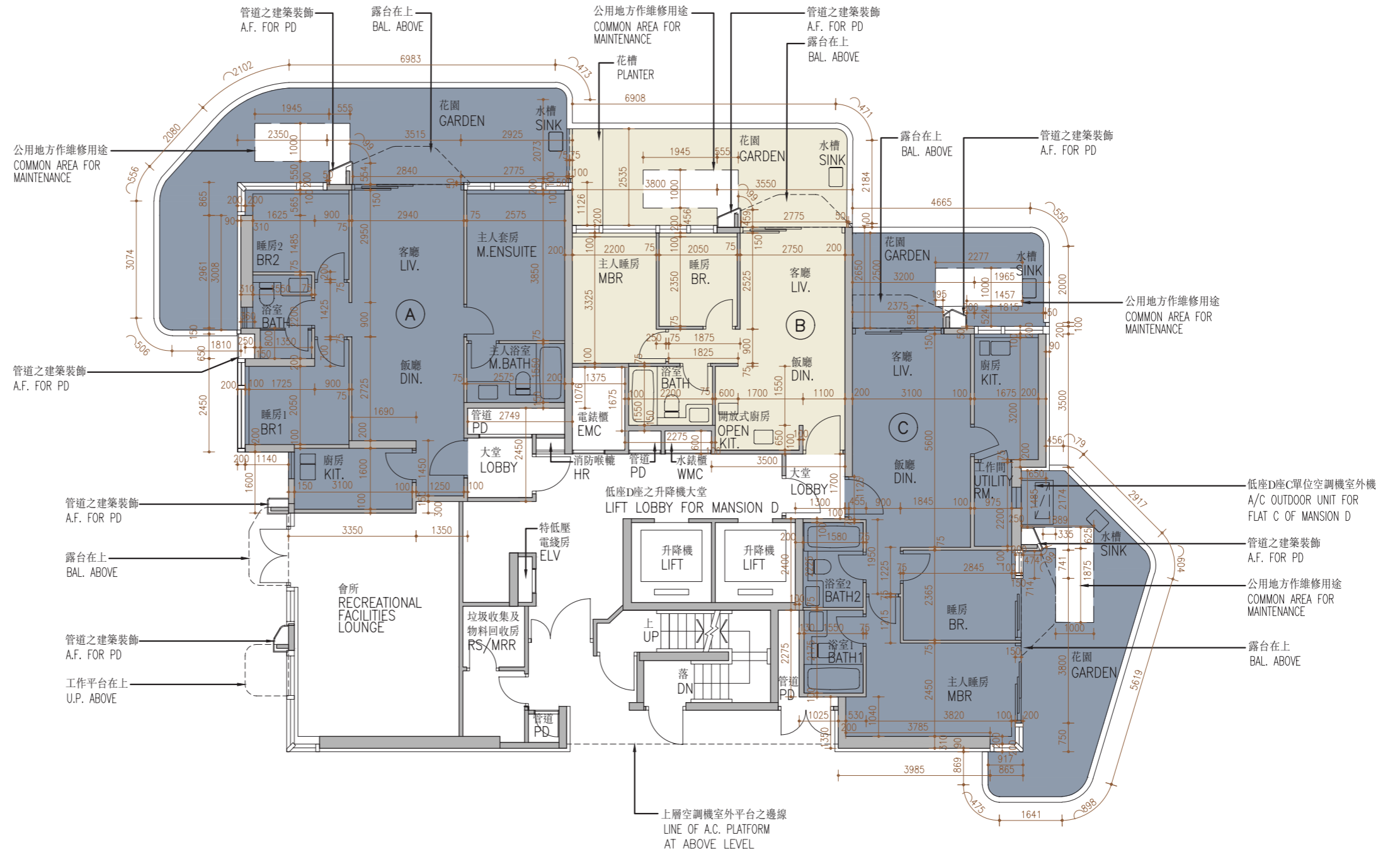
Mansion D G/F 低座D座 地下

Certain common area(s) are located within the following residential units of the Phase:

- (i) Flat A, Flat B, Flat C and Flat D on G/F of Mansion A;
- (ii) Flat A, Flat B and Flat C on G/F of Mansion B;
- (iii) Flat A, Flat B, Flat C and Flat D on G/F of Mansion C; and
- (iv) Flat A, Flat B and Flat C on G/F of Mansion D.

某些公用地方位於下述期數中的住宅物業內：

- (i) 低座A座地下A單位、B單位、C單位及D單位；
- (ii) 低座B座地下A單位、B單位及C單位；
- (iii) 低座C座地下A單位、B單位、C單位及D單位；及
- (iv) 低座D座地下A單位、B單位及C單位。



Scale : 0M/米 5M/米
比例 :

11

FLOOR PLANS OF RESIDENTIAL PROPERTIES IN THE PHASE

期數的住宅物業的樓面平面圖

	Mansion 低座	Floor 樓層	Flat 單位		
			A	B	C
The thickness of the floor slabs (excluding plaster) of each residential property (mm) 每個住宅物業的樓板(不包括灰泥)的厚度(毫米)			150	150	150, 175
The floor-to-floor height (refers to the height between the top surface of the structural slab of a floor and the top surface of the structural slab of its immediate upper floor) of each residential property (mm) 每個住宅物業的層與層之間的高度(指該樓層之石屎地台面與上一層石屎地台面之高度距離)(毫米)	Mansion D 低座D座	G/F 地下	3100, 3150, #3150, #3200, #3450	3100, 3150, #3150, #3200, #3450	3100, 3150, #3200, #3450

inclusive of the sunken depth of the sunken slab on the floor of this floor (350mm)

The internal areas of the residential properties on the upper floors will generally be slightly larger than those on the lower floors because of the reducing thickness of the structural walls on the upper floors. (Note: Not applicable for this Phase)

The dimensions in the floor plans are all structural dimensions in millimetre.

Please refer to page 25 of this sales brochure for legend for the terms and abbreviations shown on the floor plan.

包括本層地台跌級樓板之跌級深度 (350毫米)

因住宅物業的較高樓層的結構牆的厚度遞減，較高樓層的內部面積，一般比較低樓層的內部面積稍大。(備註：不適用於本期數)

樓面平面圖之尺規所列數字為以毫米標示之建築結構尺寸。

樓面平面圖中顯示之名詞及簡稱之圖例請參閱本售樓說明書第25頁。

11

FLOOR PLANS OF RESIDENTIAL PROPERTIES IN THE PHASE

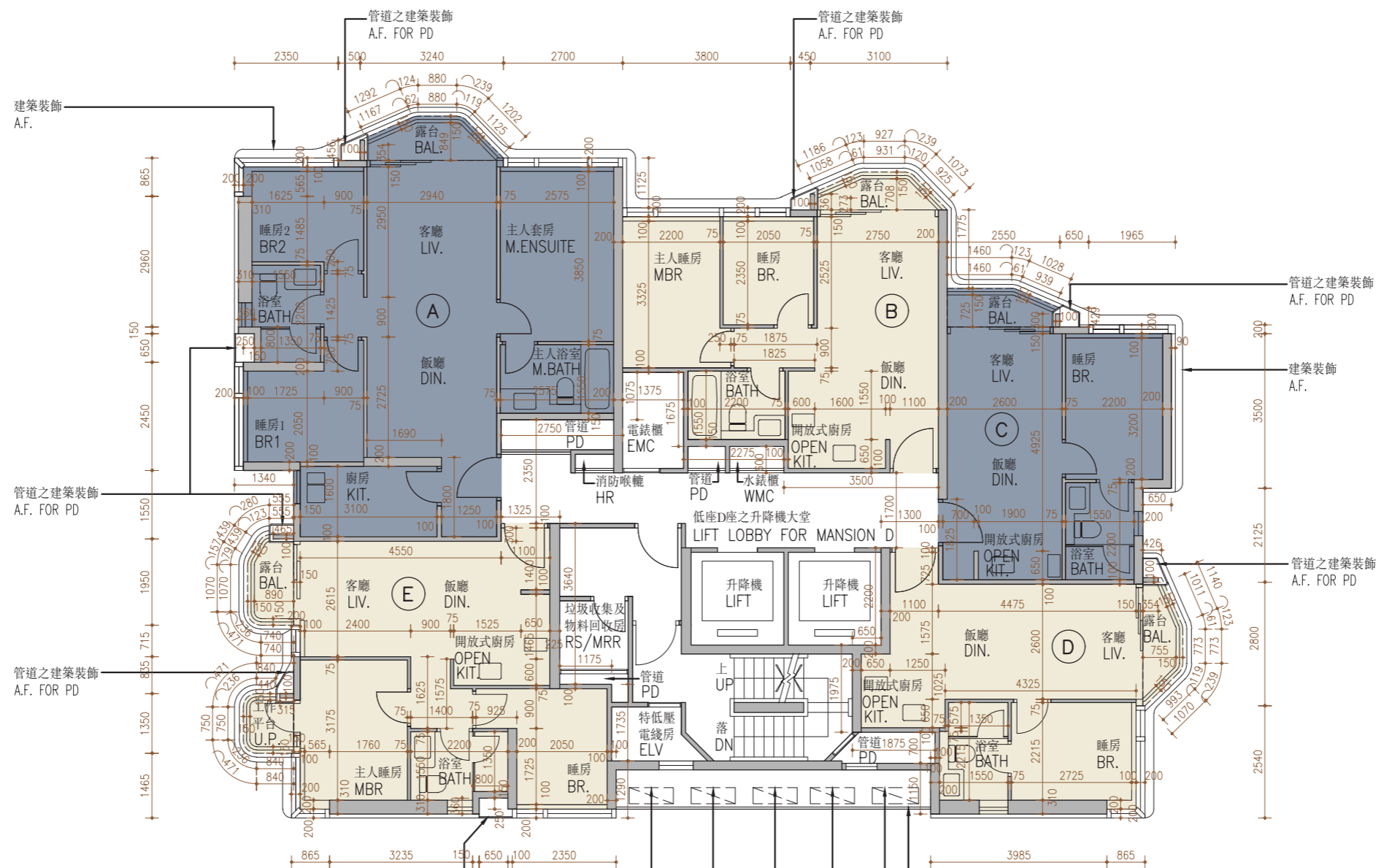
期數的住宅物業的樓面平面圖

Mansion D

1/F

低座D座

1樓



- 管道之建築裝飾 A.F. FOR PD
- 低座D座地下A單位空調機室外機 # A/C OUTDOOR UNIT FOR FLAT A ON G/F OF MANSION D #
- 低座D座地下A單位空調機室外機 A/C OUTDOOR UNIT FOR FLAT A ON G/F OF MANSION D
- 低座D座地下B單位空調機室外機 # A/C OUTDOOR UNIT FOR FLAT B ON G/F OF MANSION D #
- 空調機室外機平台 A/C OUTDOOR UNIT PLATFORM
- 低座D座地下C單位空調機室外機 A/C OUTDOOR UNIT FOR FLAT C ON G/F OF MANSION D
- 低座D座D單位空調機室外機 A/C OUTDOOR UNIT FOR FLAT D OF MANSION D

TWO AIR-CONDITIONERS OUTDOOR UNITS WILL BE INSTALLED WITH A DOUBLE DECK SYSTEM
兩部空調機室外機將會以雙層系統型式安裝

Scale : 0M/米 5M/米
比例 :

11

FLOOR PLANS OF RESIDENTIAL PROPERTIES IN THE PHASE

期數的住宅物業的樓面平面圖

	Mansion 低座	Floor 樓層	Flat 單位				
			A	B	C	D	E
The thickness of the floor slabs (excluding plaster) of each residential property (mm) 每個住宅物業的樓板(不包括灰泥)的厚度(毫米)	Mansion D 低座D座	1/F 1樓	150	150	150	150	150
The floor-to-floor height (refers to the height between the top surface of the structural slab of a floor and the top surface of the structural slab of its immediate upper floor) of each residential property (mm) 每個住宅物業的層與層之間的高度(指該樓層之石屎地台面與上一層石屎地台面之高度距離)(毫米)			3150, ~3150, ^3150, #3150	3150, ~3150, ^3150, #3150	3150, ~3150, ^3150, #3150	3150, ~3150, ^3150	3150, ~3150, ^3150

~ inclusive of the sunken depth of the sunken slab on the floor of this floor (50mm)

^ inclusive of the sunken depth of the sunken slab on the floor of this floor (300mm)

inclusive of the sunken depth of the sunken slab on the floor of this floor (350mm)

The internal areas of the residential properties on the upper floors will generally be slightly larger than those on the lower floors because of the reducing thickness of the structural walls on the upper floors. (Note: Not applicable for this Phase)

The dimensions in the floor plans are all structural dimensions in millimetre.

Please refer to page 25 of this sales brochure for legend for the terms and abbreviations shown on the floor plan.

~ 包括本層地台跌級樓板之跌級深度 (50毫米)

^ 包括本層地台跌級樓板之跌級深度 (300毫米)

包括本層地台跌級樓板之跌級深度 (350毫米)

因住宅物業的較高樓層的結構牆的厚度遞減，較高樓層的內部面積，一般比較低樓層的內部面積稍大。(備註：不適用於本期數)

樓面平面圖之尺規所列數字為以毫米標示之建築結構尺寸。

樓面平面圖中顯示之名詞及簡稱之圖例請參閱本售樓說明書第25頁。

11

FLOOR PLANS OF RESIDENTIAL PROPERTIES IN THE PHASE

期數的住宅物業的樓面平面圖

	Mansion 低座	Floor 樓層	Flat 單位				
			A	B	C	D	E
The thickness of the floor slabs (excluding plaster) of each residential property (mm) 每個住宅物業的樓板(不包括灰泥)的厚度(毫米)	Mansion D 低座D座	2/F 2樓	150	150	150	150	150
The floor-to-floor height (refers to the height between the top surface of the structural slab of a floor and the top surface of the structural slab of its immediate upper floor) of each residential property (mm) 每個住宅物業的層與層之間的高度(指該樓層之石屎地台面與上一層石屎地台面之高度距離)(毫米)			3150, ~3150, ^3150, #3150	3150, ~3150, ^3150, #3150	3150, ~3150, ^3150, #3150	3150, ~3150, ^3150	3150, ~3150, ^3150
The thickness of the floor slabs (excluding plaster) of each residential property (mm) 每個住宅物業的樓板(不包括灰泥)的厚度(毫米)		3/F 3樓	150	150	150	150	150
The floor-to-floor height (refers to the height between the top surface of the structural slab of a floor and the top surface of the structural slab of its immediate upper floor) of each residential property (mm) 每個住宅物業的層與層之間的高度(指該樓層之石屎地台面與上一層石屎地台面之高度距離)(毫米)			3150, ~3150, ^3150, #3150	3150, ~3150, ^3150, #3150	3150, ~3150, ^3150, #3150	3150, ~3200, ^3450	3150, ~3150, ^3150

~ inclusive of the sunken depth of the sunken slab on the floor of this floor (50mm)

^ inclusive of the sunken depth of the sunken slab on the floor of this floor (300mm)

inclusive of the sunken depth of the sunken slab on the floor of this floor (350mm)

The internal areas of the residential properties on the upper floors will generally be slightly larger than those on the lower floors because of the reducing thickness of the structural walls on the upper floors. (Note: Not applicable for this Phase)

The dimensions in the floor plans are all structural dimensions in millimetre.

Please refer to page 25 of this sales brochure for legend for the terms and abbreviations shown on the floor plan.

~ 包括本層地台跌級樓板之跌級深度 (50毫米)

^ 包括本層地台跌級樓板之跌級深度 (300毫米)

包括本層地台跌級樓板之跌級深度 (350毫米)

因住宅物業的較高樓層的結構牆的厚度遞減，較高樓層的內部面積，一般比較低樓層的內部面積稍大。(備註：不適用於本期數)

樓面平面圖之尺規所列數字為以毫米標示之建築結構尺寸。

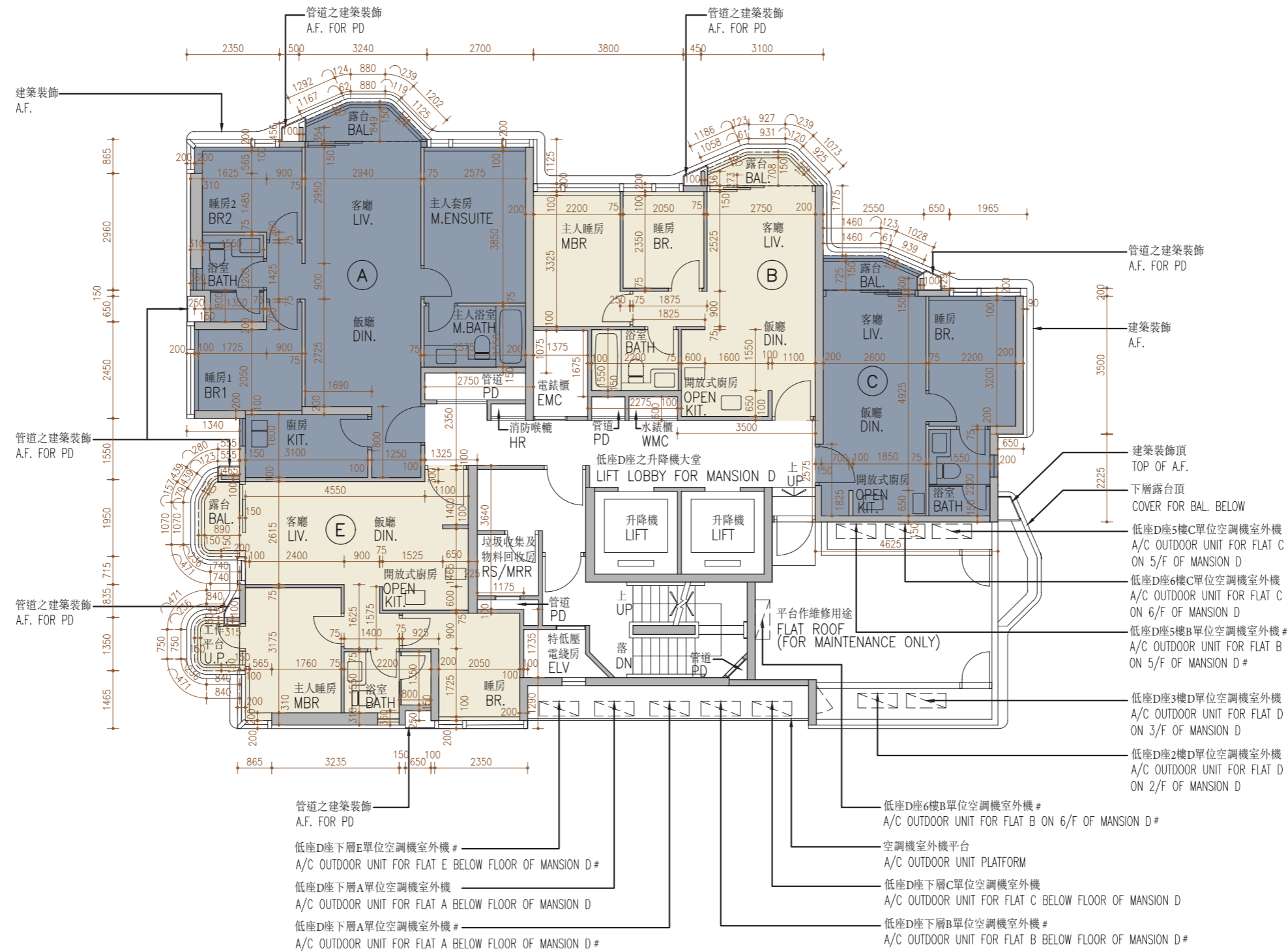
樓面平面圖中顯示之名詞及簡稱之圖例請參閱本售樓說明書第25頁。

11

FLOOR PLANS OF RESIDENTIAL PROPERTIES IN THE PHASE 期數的住宅物業的樓面平面圖

Mansion D
低座D座

5/F
5樓



Scale : 0M/米 5M/米
比例 :

11

FLOOR PLANS OF RESIDENTIAL PROPERTIES IN THE PHASE

期數的住宅物業的樓面平面圖

	Mansion 低座	Floor 樓層	Flat 單位			
			A	B	C	E
The thickness of the floor slabs (excluding plaster) of each residential property (mm) 每個住宅物業的樓板(不包括灰泥)的厚度(毫米)	Mansion D 低座D座	5/F 5樓	150	150	150	150
The floor-to-floor height (refers to the height between the top surface of the structural slab of a floor and the top surface of the structural slab of its immediate upper floor) of each residential property (mm) 每個住宅物業的層與層之間的高度(指該樓層之石屎地台面與上一層石屎地台面之高度距離)(毫米)			3150, ~3150, ^3150, #3150	3150, ~3150, ^3150, #3150	3150, ~3150, ^3150, #3150	3150, ~3150, ^3150

~ inclusive of the sunken depth of the sunken slab on the floor of this floor (50mm)

^ inclusive of the sunken depth of the sunken slab on the floor of this floor (300mm)

inclusive of the sunken depth of the sunken slab on the floor of this floor (350mm)

The internal areas of the residential properties on the upper floors will generally be slightly larger than those on the lower floors because of the reducing thickness of the structural walls on the upper floors. (Note: Not applicable for this Phase)

The dimensions in the floor plans are all structural dimensions in millimetre.

Please refer to page 25 of this sales brochure for legend for the terms and abbreviations shown on the floor plan.

~ 包括本層地台跌級樓板之跌級深度 (50毫米)

^ 包括本層地台跌級樓板之跌級深度 (300毫米)

包括本層地台跌級樓板之跌級深度 (350毫米)

因住宅物業的較高樓層的結構牆的厚度遞減，較高樓層的內部面積，一般比較低樓層的內部面積稍大。(備註：不適用於本期數)

樓面平面圖之尺規所列數字為以毫米標示之建築結構尺寸。

樓面平面圖中顯示之名詞及簡稱之圖例請參閱本售樓說明書第25頁。

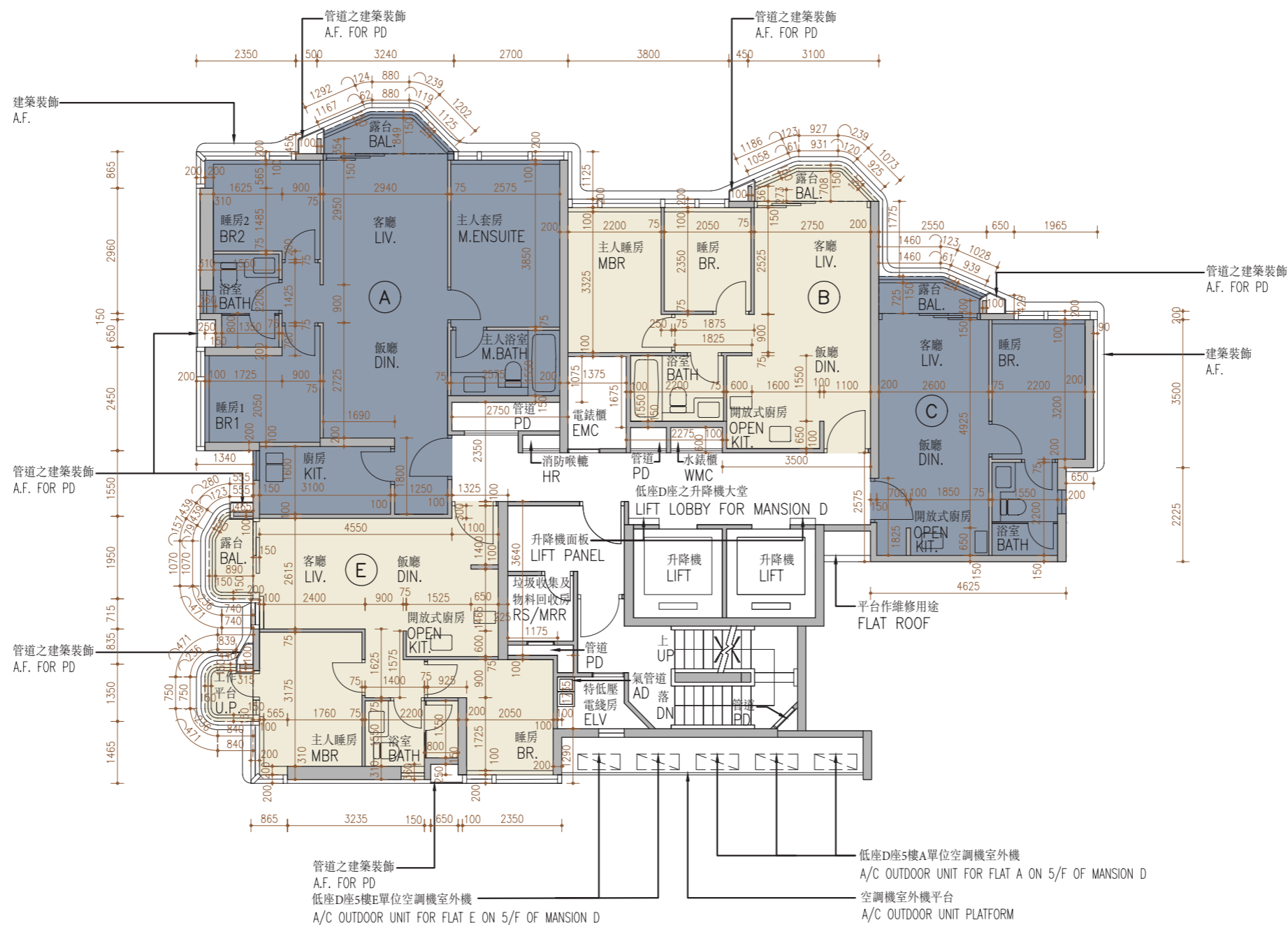
11

FLOOR PLANS OF RESIDENTIAL PROPERTIES IN THE PHASE

期數的住宅物業的樓面平面圖

Mansion D
低座D座

6/F
6樓



Scale : 0M/米 5M/米
比例 :

11

FLOOR PLANS OF RESIDENTIAL PROPERTIES IN THE PHASE

期數的住宅物業的樓面平面圖

	Mansion 低座	Floor 樓層	Flat 單位			
			A	B	C	E
The thickness of the floor slabs (excluding plaster) of each residential property (mm) 每個住宅物業的樓板(不包括灰泥)的厚度(毫米)	Mansion D 低座D座	6/F 6樓	150	150	150	150
The floor-to-floor height (refers to the height between the top surface of the structural slab of a floor and the top surface of the structural slab of its immediate upper floor) of each residential property (mm) 每個住宅物業的層與層之間的高度(指該樓層之石屎地台面與上一層石屎地台面之高度距離)(毫米)			3500, ~3550, ^3800, #3850	3500, ~3550, ^3800, #3850	3500, ~3550, ^3800, #3850	3500, ~3550, ^3800

~ inclusive of the sunken depth of the sunken slab on the floor of this floor (50mm)

^ inclusive of the sunken depth of the sunken slab on the floor of this floor (300mm)

inclusive of the sunken depth of the sunken slab on the floor of this floor (350mm)

The internal areas of the residential properties on the upper floors will generally be slightly larger than those on the lower floors because of the reducing thickness of the structural walls on the upper floors. (Note: Not applicable for this Phase)

The dimensions in the floor plans are all structural dimensions in millimetre.

Please refer to page 25 of this sales brochure for legend for the terms and abbreviations shown on the floor plan.

~ 包括本層地台跌級樓板之跌級深度 (50毫米)

^ 包括本層地台跌級樓板之跌級深度 (300毫米)

包括本層地台跌級樓板之跌級深度 (350毫米)

因住宅物業的較高樓層的結構牆的厚度遞減，較高樓層的內部面積，一般比較低樓層的內部面積稍大。(備註：不適用於本期數)

樓面平面圖之尺規所列數字為以毫米標示之建築結構尺寸。

樓面平面圖中顯示之名詞及簡稱之圖例請參閱本售樓說明書第25頁。

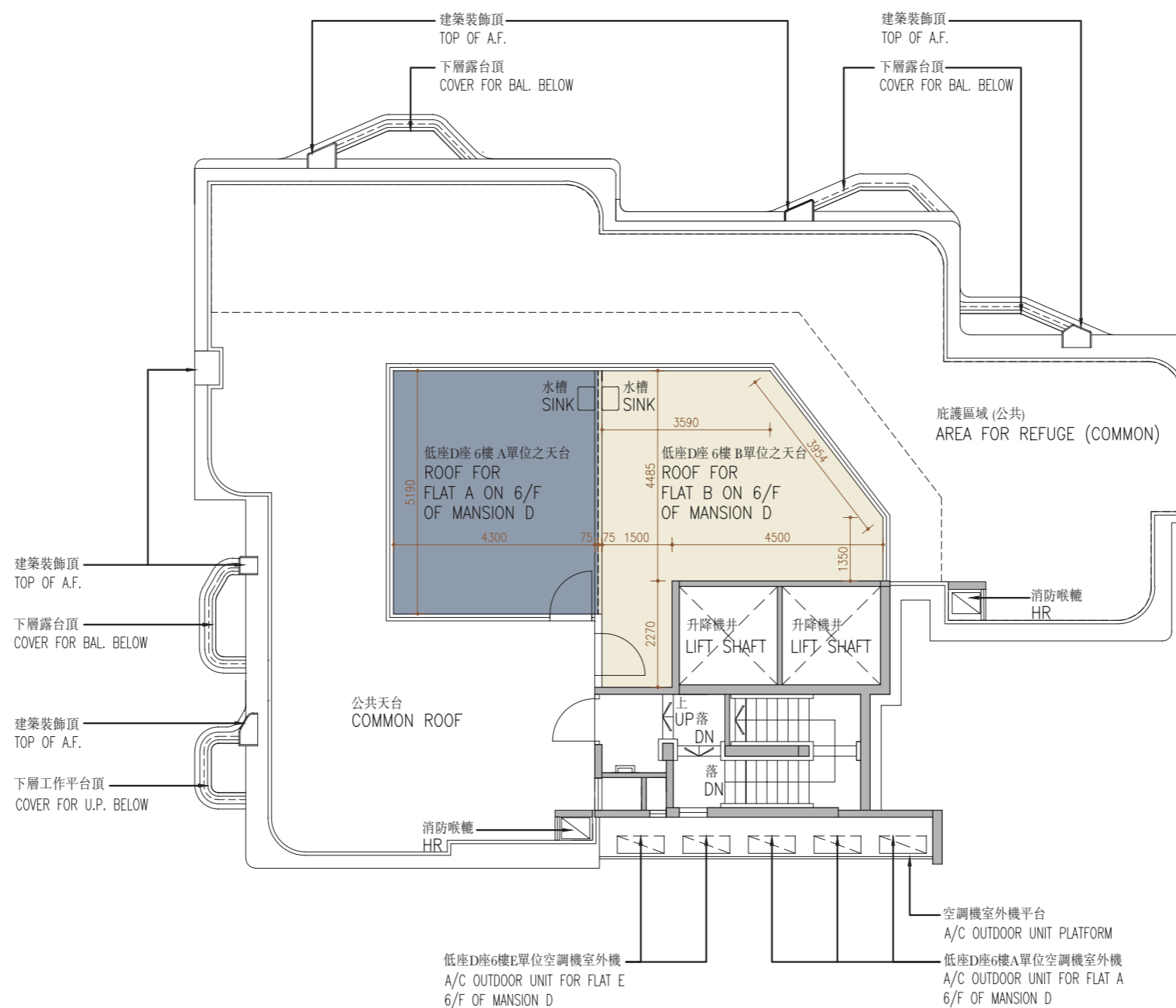
11

FLOOR PLANS OF RESIDENTIAL PROPERTIES IN THE PHASE

期數的住宅物業的樓面平面圖

Mansion D
低座D座

Roof
天台



Scale : 0M/米 5M/米
比例 :

11

FLOOR PLANS OF RESIDENTIAL PROPERTIES IN THE PHASE

期數的住宅物業的樓面平面圖

	Mansion 低座	Floor 樓層	Flat 單位	
			A	B
The thickness of the floor slabs (excluding plaster) of each residential property (mm) 每個住宅物業的樓板(不包括灰泥)的厚度(毫米)	Mansion D 低座D座	Roof 天台	Not applicable 不適用	
The floor-to-floor height (refers to the height between the top surface of the structural slab of a floor and the top surface of the structural slab of its immediate upper floor) of each residential property (mm) 每個住宅物業的層與層之間的高度(指該樓層之石屎地台面與上一層石屎地台面之高度距離)(毫米)				

The internal areas of the residential properties on the upper floors will generally be slightly larger than those on the lower floors because of the reducing thickness of the structural walls on the upper floors. (Note: Not applicable for this Phase)

The dimensions in the floor plans are all structural dimensions in millimetre.

Please refer to page 25 of this sales brochure for legend for the terms and abbreviations shown on the floor plan.

因住宅物業的較高樓層的結構牆的厚度遞減，較高樓層的內部面積，一般比較低樓層的內部面積稍大。(備註：不適用於本期數)

樓面平面圖之尺規所列數字為以毫米標示之建築結構尺寸。

樓面平面圖中顯示之名詞及簡稱之圖例請參閱本售樓說明書第25頁。

12

AREA OF RESIDENTIAL PROPERTIES IN THE PHASE

期數中的住宅物業的面積

Description of Residential Property 住宅物業的描述			Saleable Area (including balcony, utility platform and verandah, if any) sq. metre (sq. ft.) 實用面積 (包括露台、工作平台及陽台(如有)) 平方米 (平方呎)	Area of other specified items (Not included in the Saleable Area) sq. metre (sq. ft.) 其他指明項目的面積 (不計算入實用面積) 平方米 (平方呎)									
Tower 座數	Floor 樓層	Flat 單位		Air-conditioning plant room 空調機房	Bay window 窗台	Cockloft 閣樓	Flat roof 平台	Garden 花園	Parking space 停車位	Roof 天台	Stairhood 梯屋	Terrace 前庭	Yard 庭院
Tower 1A 第1A座	3/F 3樓	A	66.282 (713) Balcony 露台 : 2.259 (24) Utility Platform 工作平台 : 1.500 (16) Verandah 陽台 : - (-)	-	-	-	-	-	-	-	-	-	-
		B	30.310 (326) Balcony 露台 : 2.000 (22) Utility Platform 工作平台 : - (-) Verandah 陽台 : - (-)	-	-	-	-	-	-	-	-	-	-
		C	57.853 (623) Balcony 露台 : 2.180 (23) Utility Platform 工作平台 : 1.500 (16) Verandah 陽台 : - (-)	-	-	-	-	-	-	-	-	-	-
	5/F 5樓	A	66.282 (713) Balcony 露台 : 2.259 (24) Utility Platform 工作平台 : 1.500 (16) Verandah 陽台 : - (-)	-	-	-	-	-	-	-	-	-	-
		B	30.310 (326) Balcony 露台 : 2.000 (22) Utility Platform 工作平台 : - (-) Verandah 陽台 : - (-)	-	-	-	-	-	-	-	-	-	-
		C	57.853 (623) Balcony 露台 : 2.180 (23) Utility Platform 工作平台 : 1.500 (16) Verandah 陽台 : - (-)	-	-	-	-	-	-	-	-	-	-

The saleable area and the floor areas of balcony, utility platform and verandah (if any) to the extent that it forms part of the residential property are calculated in accordance with section 8 of the Residential Properties (First-hand Sales) Ordinance; and the areas of the other specified items (not included in the saleable area) are calculated in accordance with Part 2 of Schedule 2 to the Residential Properties (First-hand Sales) Ordinance.

Notes: The above areas have been converted to square feet based on a conversion rate of 1 square metre = 10.764 square feet and rounded off to the nearest integer.

4/F, 13/F, 14/F, 24/F and 34/F are omitted.

實用面積以及構成住宅物業一部分的範圍內的露台、工作平台及陽台(如有)之樓面面積,是按照《一手住宅物業銷售條例》第8條計算得出的。其他指明項目的面積(不計算入實用面積),是按照《一手住宅物業銷售條例》附表2第2部計算得出的。

備註:上述所列之面積以1平方米=10.764平方呎換算至平方呎,並四捨五入至整數。

不設4樓、13樓、14樓、24樓及34樓。

12

AREA OF RESIDENTIAL PROPERTIES IN THE PHASE

期數中的住宅物業的面積

Description of Residential Property 住宅物業的描述			Saleable Area (including balcony, utility platform and verandah, if any) sq. metre (sq. ft.) 實用面積 (包括露台、工作平台及陽台(如有)) 平方米(平方呎)	Area of other specified items (Not included in the Saleable Area) sq. metre (sq. ft.) 其他指明項目的面積 (不計算入實用面積) 平方米(平方呎)									
Tower 座數	Floor 樓層	Flat 單位		Air-conditioning plant room 空調機房	Bay window 窗台	Cockloft 閣樓	Flat roof 平台	Garden 花園	Parking space 停車位	Roof 天台	Stairhood 梯屋	Terrace 前庭	Yard 庭院
Tower 1A 第1A座	5/F 5樓	E	41.638 (448) Balcony 露台 : 2.000 (22) Utility Platform 工作平台 : 1.500 (16) Verandah 陽台 : - (-)	-	-	-	-	-	-	-	-	-	-
		F	40.904 (440) Balcony 露台 : 2.000 (22) Utility Platform 工作平台 : 1.500 (16) Verandah 陽台 : - (-)	-	-	-	-	-	-	-	-	-	-
		G	30.320 (326) Balcony 露台 : 2.000 (22) Utility Platform 工作平台 : - (-) Verandah 陽台 : - (-)	-	-	-	-	-	-	-	-	-	-
		H	30.448 (328) Balcony 露台 : 2.000 (22) Utility Platform 工作平台 : - (-) Verandah 陽台 : - (-)	-	-	-	-	-	-	-	-	-	-
	6/F-12/F, 15/F-23/F, 25/F-33/F & 35/F-37/F 6樓至12樓、 15樓至23樓、 25樓至33樓及 35樓至37樓	A	66.282 (713) Balcony 露台 : 2.259 (24) Utility Platform 工作平台 : 1.500 (16) Verandah 陽台 : - (-)	-	-	-	-	-	-	-	-	-	-
		B	30.310 (326) Balcony 露台 : 2.000 (22) Utility Platform 工作平台 : - (-) Verandah 陽台 : - (-)	-	-	-	-	-	-	-	-	-	-

The saleable area and the floor areas of balcony, utility platform and verandah (if any) to the extent that it forms part of the residential property are calculated in accordance with section 8 of the Residential Properties (First-hand Sales) Ordinance; and the areas of the other specified items (not included in the saleable area) are calculated in accordance with Part 2 of Schedule 2 to the Residential Properties (First-hand Sales) Ordinance.

Notes: The above areas have been converted to square feet based on a conversion rate of 1 square metre = 10.764 square feet and rounded off to the nearest integer.

4/F, 13/F, 14/F, 24/F and 34/F are omitted.

實用面積以及構成住宅物業一部分的範圍內的露台、工作平台及陽台(如有)之樓面面積,是按照《一手住宅物業銷售條例》第8條計算得出的。其他指明項目的面積(不計算入實用面積),是按照《一手住宅物業銷售條例》附表2第2部計算得出的。

備註: 上述所列之面積以1平方米 = 10.764平方呎換算至平方呎, 並四捨五入至整數。

不設4樓、13樓、14樓、24樓及34樓。

12

AREA OF RESIDENTIAL PROPERTIES IN THE PHASE

期數中的住宅物業的面積

Description of Residential Property 住宅物業的描述			Saleable Area (including balcony, utility platform and verandah, if any) sq. metre (sq. ft.) 實用面積 (包括露台、工作平台及陽台(如有)) 平方米(平方呎)	Area of other specified items (Not included in the Saleable Area) sq. metre (sq. ft.) 其他指明項目的面積 (不計算入實用面積) 平方米(平方呎)										
Tower 座數	Floor 樓層	Flat 單位		Air-conditioning plant room 空調機房	Bay window 窗台	Cockloft 閣樓	Flat roof 平台	Garden 花園	Parking space 停車位	Roof 天台	Stairhood 梯屋	Terrace 前庭	Yard 庭院	
Tower 1A 第1A座	6/F-12/F, 15/F-23/F, 25/F-33/F & 35/F-37/F 6樓至12樓、 15樓至23樓、 25樓至33樓及 35樓至37樓	C	57.272 (616) Balcony 露台 : 2.180 (23) Utility Platform 工作平台 : 1.500 (16) Verandah 陽台 : - (-)	-	-	-	-	-	-	-	-	-	-	
		D	41.164 (443) Balcony 露台 : 2.000 (22) Utility Platform 工作平台 : - (-) Verandah 陽台 : - (-)	-	-	-	-	-	-	-	-	-	-	
		E	40.709 (438) Balcony 露台 : 2.000 (22) Utility Platform 工作平台 : 1.500 (16) Verandah 陽台 : - (-)	-	-	-	-	-	-	-	-	-	-	-
		F	40.904 (440) Balcony 露台 : 2.000 (22) Utility Platform 工作平台 : 1.500 (16) Verandah 陽台 : - (-)	-	-	-	-	-	-	-	-	-	-	-
		G	30.320 (326) Balcony 露台 : 2.000 (22) Utility Platform 工作平台 : - (-) Verandah 陽台 : - (-)	-	-	-	-	-	-	-	-	-	-	-
		H	30.448 (328) Balcony 露台 : 2.000 (22) Utility Platform 工作平台 : - (-) Verandah 陽台 : - (-)	-	-	-	-	-	-	-	-	-	-	-

The saleable area and the floor areas of balcony, utility platform and verandah (if any) to the extent that it forms part of the residential property are calculated in accordance with section 8 of the Residential Properties (First-hand Sales) Ordinance; and the areas of the other specified items (not included in the saleable area) are calculated in accordance with Part 2 of Schedule 2 to the Residential Properties (First-hand Sales) Ordinance.

Notes: The above areas have been converted to square feet based on a conversion rate of 1 square metre = 10.764 square feet and rounded off to the nearest integer.

4/F, 13/F, 14/F, 24/F and 34/F are omitted.

實用面積以及構成住宅物業一部分的範圍內的露台、工作平台及陽台(如有)之樓面面積,是按照《一手住宅物業銷售條例》第8條計算得出的。其他指明項目的面積(不計算入實用面積),是按照《一手住宅物業銷售條例》附表2第2部計算得出的。

備註: 上述所列之面積以1平方米 = 10.764平方呎換算至平方呎, 並四捨五入至整數。

不設4樓、13樓、14樓、24樓及34樓。

12

AREA OF RESIDENTIAL PROPERTIES IN THE PHASE

期數中的住宅物業的面積

Description of Residential Property 住宅物業的描述			Saleable Area (including balcony, utility platform and verandah, if any) sq. metre (sq. ft.) 實用面積 (包括露台、工作平台及陽台(如有)) 平方米 (平方呎)	Area of other specified items (Not included in the Saleable Area) sq. metre (sq. ft.) 其他指明項目的面積 (不計算入實用面積) 平方米 (平方呎)									
Tower 座數	Floor 樓層	Flat 單位		Air-conditioning plant room 空調機房	Bay window 窗台	Cockloft 閣樓	Flat roof 平台	Garden 花園	Parking space 停車位	Roof 天台	Stairhood 梯屋	Terrace 前庭	Yard 庭院
Tower 1A 第1A座	38/F and Roof 38樓及天台	A	158.674 (1708) Balcony 露台 : 2.300 (25) Utility Platform 工作平台 : 1.500 (16) Verandah 陽台 : - (-)	-	-	-	24.640 (265)	-	-	69.436 (747)	-	-	-
	38/F 38樓	D	41.079 (442) Balcony 露台 : 2.000 (22) Utility Platform 工作平台 : - (-) Verandah 陽台 : - (-)	-	-	-	-	-	-	-	-	-	-
		E	40.564 (437) Balcony 露台 : 2.000 (22) Utility Platform 工作平台 : 1.500 (16) Verandah 陽台 : - (-)	-	-	-	-	-	-	-	-	-	-
		F	40.904 (440) Balcony 露台 : 2.000 (22) Utility Platform 工作平台 : 1.500 (16) Verandah 陽台 : - (-)	-	-	-	-	-	-	-	-	-	-
		G	30.320 (326) Balcony 露台 : 2.000 (22) Utility Platform 工作平台 : - (-) Verandah 陽台 : - (-)	-	-	-	-	-	-	-	-	-	-
		H	30.448 (328) Balcony 露台 : 2.000 (22) Utility Platform 工作平台 : - (-) Verandah 陽台 : - (-)	-	-	-	-	-	-	-	-	-	-

The saleable area and the floor areas of balcony, utility platform and verandah (if any) to the extent that it forms part of the residential property are calculated in accordance with section 8 of the Residential Properties (First-hand Sales) Ordinance; and the areas of the other specified items (not included in the saleable area) are calculated in accordance with Part 2 of Schedule 2 to the Residential Properties (First-hand Sales) Ordinance.

Notes: The above areas have been converted to square feet based on a conversion rate of 1 square metre = 10.764 square feet and rounded off to the nearest integer.

4/F, 13/F, 14/F, 24/F and 34/F are omitted.

實用面積以及構成住宅物業一部分的範圍內的露台、工作平台及陽台(如有)之樓面面積,是按照《一手住宅物業銷售條例》第8條計算得出的。其他指明項目的面積(不計算入實用面積),是按照《一手住宅物業銷售條例》附表2第2部計算得出的。

備註:上述所列之面積以1平方米=10.764平方呎換算至平方呎,並四捨五入至整數。

不設4樓、13樓、14樓、24樓及34樓。

12

AREA OF RESIDENTIAL PROPERTIES IN THE PHASE

期數中的住宅物業的面積

Description of Residential Property 住宅物業的描述			Saleable Area (including balcony, utility platform and verandah, if any) sq. metre (sq. ft.) 實用面積 (包括露台、工作平台及陽台(如有)) 平方米 (平方呎)	Area of other specified items (Not included in the Saleable Area) sq. metre (sq. ft.) 其他指明項目的面積 (不計算入實用面積) 平方米 (平方呎)									
Tower 座數	Floor 樓層	Flat 單位		Air-conditioning plant room 空調機房	Bay window 窗台	Cockloft 閣樓	Flat roof 平台	Garden 花園	Parking space 停車位	Roof 天台	Stairhood 梯屋	Terrace 前庭	Yard 庭院
Tower 1B 第1B座	3/F 3樓	A	48.747 (525) Balcony 露台 : 2.000 (22) Utility Platform 工作平台 : 1.500 (16) Verandah 陽台 : - (-)	-	-	-	-	-	-	-	-	-	-
		B	53.316 (574) Balcony 露台 : 2.000 (22) Utility Platform 工作平台 : 1.500 (16) Verandah 陽台 : - (-)	-	-	-	-	-	-	-	-	-	-
		C	42.474 (457) Balcony 露台 : 2.000 (22) Utility Platform 工作平台 : - (-) Verandah 陽台 : - (-)	-	-	-	-	-	-	-	-	-	-
		D	40.424 (435) Balcony 露台 : 2.000 (22) Utility Platform 工作平台 : - (-) Verandah 陽台 : - (-)	-	-	-	-	-	-	-	-	-	-
		E	41.752 (449) Balcony 露台 : 2.000 (22) Utility Platform 工作平台 : 1.500 (16) Verandah 陽台 : - (-)	-	-	-	-	-	-	-	-	-	-
		F	33.151 (357) Balcony 露台 : 2.000 (22) Utility Platform 工作平台 : - (-) Verandah 陽台 : - (-)	-	-	-	-	-	-	-	-	-	-

The saleable area and the floor areas of balcony, utility platform and verandah (if any) to the extent that it forms part of the residential property are calculated in accordance with section 8 of the Residential Properties (First-hand Sales) Ordinance; and the areas of the other specified items (not included in the saleable area) are calculated in accordance with Part 2 of Schedule 2 to the Residential Properties (First-hand Sales) Ordinance.

Notes: The above areas have been converted to square feet based on a conversion rate of 1 square metre = 10.764 square feet and rounded off to the nearest integer.

4/F, 13/F, 14/F, 24/F and 34/F are omitted.

實用面積以及構成住宅物業一部分的範圍內的露台、工作平台及陽台(如有)之樓面面積,是按照《一手住宅物業銷售條例》第8條計算得出的。其他指明項目的面積(不計算入實用面積),是按照《一手住宅物業銷售條例》附表2第2部計算得出的。

備註:上述所列之面積以1平方米=10.764平方呎換算至平方呎,並四捨五入至整數。

不設4樓、13樓、14樓、24樓及34樓。

12

AREA OF RESIDENTIAL PROPERTIES IN THE PHASE

期數中的住宅物業的面積

Description of Residential Property 住宅物業的描述			Saleable Area (including balcony, utility platform and verandah, if any) sq. metre (sq. ft.) 實用面積 (包括露台、工作平台及陽台(如有)) 平方米 (平方呎)	Area of other specified items (Not included in the Saleable Area) sq. metre (sq. ft.) 其他指明項目的面積 (不計算入實用面積) 平方米 (平方呎)											
Tower 座數	Floor 樓層	Flat 單位		Air-conditioning plant room 空調機房	Bay window 窗台	Cockloft 閣樓	Flat roof 平台	Garden 花園	Parking space 停車位	Roof 天台	Stairhood 梯屋	Terrace 前庭	Yard 庭院		
Tower 1B 第1B座	5/F-12/F, 15/F-23/F, 25/F-33/F & 35/F-36/F 5樓至12樓、 15樓至23樓、 25樓至33樓及 35樓至36樓	A	48.747 (525) Balcony 露台 : 2.000 (22) Utility Platform 工作平台 : 1.500 (16) Verandah 陽台 : - (-)	-	-	-	-	-	-	-	-	-	-		
		B	53.316 (574) Balcony 露台 : 2.000 (22) Utility Platform 工作平台 : 1.500 (16) Verandah 陽台 : - (-)	-	-	-	-	-	-	-	-	-	-	-	
		C	42.474 (457) Balcony 露台 : 2.000 (22) Utility Platform 工作平台 : - (-) Verandah 陽台 : - (-)	-	-	-	-	-	-	-	-	-	-	-	
		D	40.424 (435) Balcony 露台 : 2.000 (22) Utility Platform 工作平台 : - (-) Verandah 陽台 : - (-)	-	-	-	-	-	-	-	-	-	-	-	
		E	41.752 (449) Balcony 露台 : 2.000 (22) Utility Platform 工作平台 : 1.500 (16) Verandah 陽台 : - (-)	-	-	-	-	-	-	-	-	-	-	-	
		F	40.379 (435) Balcony 露台 : 2.000 (22) Utility Platform 工作平台 : - (-) Verandah 陽台 : - (-)	-	-	-	-	-	-	-	-	-	-	-	-
		G	42.949 (462) Balcony 露台 : 2.000 (22) Utility Platform 工作平台 : - (-) Verandah 陽台 : - (-)	-	-	-	-	-	-	-	-	-	-	-	-

The saleable area and the floor areas of balcony, utility platform and verandah (if any) to the extent that it forms part of the residential property are calculated in accordance with section 8 of the Residential Properties (First-hand Sales) Ordinance; and the areas of the other specified items (not included in the saleable area) are calculated in accordance with Part 2 of Schedule 2 to the Residential Properties (First-hand Sales) Ordinance.

Notes: The above areas have been converted to square feet based on a conversion rate of 1 square metre = 10.764 square feet and rounded off to the nearest integer.

4/F, 13/F, 14/F, 24/F and 34/F are omitted.

實用面積以及構成住宅物業一部分的範圍內的露台、工作平台及陽台(如有)之樓面面積,是按照《一手住宅物業銷售條例》第8條計算得出的。其他指明項目的面積(不計算入實用面積),是按照《一手住宅物業銷售條例》附表2第2部計算得出的。

備註: 上述所列之面積以1平方米 = 10.764平方呎換算至平方呎, 並四捨五入至整數。

不設4樓、13樓、14樓、24樓及34樓。

12

AREA OF RESIDENTIAL PROPERTIES IN THE PHASE

期數中的住宅物業的面積

Description of Residential Property 住宅物業的描述			Saleable Area (including balcony, utility platform and verandah, if any) sq. metre (sq. ft.) 實用面積 (包括露台、工作平台及陽台(如有)) 平方米 (平方呎)	Area of other specified items (Not included in the Saleable Area) sq. metre (sq. ft.) 其他指明項目的面積 (不計算入實用面積) 平方米 (平方呎)										
Tower 座數	Floor 樓層	Flat 單位		Air-conditioning plant room 空調機房	Bay window 窗台	Cockloft 閣樓	Flat roof 平台	Garden 花園	Parking space 停車位	Roof 天台	Stairhood 梯屋	Terrace 前庭	Yard 庭院	
Tower 1B 第1B座	37/F 37樓	A	48.747 (525) Balcony 露台 : 2.000 (22) Utility Platform 工作平台 : 1.500 (16) Verandah 陽台 : - (-)	-	-	-	-	-	-	-	-	-	-	
		B	53.316 (574) Balcony 露台 : 2.000 (22) Utility Platform 工作平台 : 1.500 (16) Verandah 陽台 : - (-)	-	-	-	-	-	-	-	-	-	-	-
		C	42.474 (457) Balcony 露台 : 2.000 (22) Utility Platform 工作平台 : - (-) Verandah 陽台 : - (-)	-	-	-	-	-	-	-	-	-	-	-
		D	40.424 (435) Balcony 露台 : 2.000 (22) Utility Platform 工作平台 : - (-) Verandah 陽台 : - (-)	-	-	-	-	-	-	-	-	-	-	-
		E	41.752 (449) Balcony 露台 : 2.000 (22) Utility Platform 工作平台 : 1.500 (16) Verandah 陽台 : - (-)	-	-	-	-	-	-	-	-	-	-	-
		F	40.379 (435) Balcony 露台 : 2.000 (22) Utility Platform 工作平台 : - (-) Verandah 陽台 : - (-)	-	-	-	-	-	-	-	-	-	-	-
		G	42.291 (455) Balcony 露台 : 2.000 (22) Utility Platform 工作平台 : - (-) Verandah 陽台 : - (-)	-	-	-	-	-	-	-	-	-	-	-

The saleable area and the floor areas of balcony, utility platform and verandah (if any) to the extent that it forms part of the residential property are calculated in accordance with section 8 of the Residential Properties (First-hand Sales) Ordinance; and the areas of the other specified items (not included in the saleable area) are calculated in accordance with Part 2 of Schedule 2 to the Residential Properties (First-hand Sales) Ordinance.

Notes: The above areas have been converted to square feet based on a conversion rate of 1 square metre = 10.764 square feet and rounded off to the nearest integer.

4/F, 13/F, 14/F, 24/F and 34/F are omitted.

實用面積以及構成住宅物業一部分的範圍內的露台、工作平台及陽台(如有)之樓面面積,是按照《一手住宅物業銷售條例》第8條計算得出的。其他指明項目的面積(不計算入實用面積),是按照《一手住宅物業銷售條例》附表2第2部計算得出的。

備註: 上述所列之面積以1平方米 = 10.764平方呎換算至平方呎, 並四捨五入至整數。

不設4樓、13樓、14樓、24樓及34樓。

12

AREA OF RESIDENTIAL PROPERTIES IN THE PHASE

期數中的住宅物業的面積

Description of Residential Property 住宅物業的描述			Saleable Area (including balcony, utility platform and verandah, if any) sq. metre (sq. ft.) 實用面積 (包括露台、工作平台及陽台(如有)) 平方米 (平方呎)	Area of other specified items (Not included in the Saleable Area) sq. metre (sq. ft.) 其他指明項目的面積 (不計算入實用面積) 平方米 (平方呎)									
Tower 座數	Floor 樓層	Flat 單位		Air-conditioning plant room 空調機房	Bay window 窗台	Cockloft 閣樓	Flat roof 平台	Garden 花園	Parking space 停車位	Roof 天台	Stairhood 梯屋	Terrace 前庭	Yard 庭院
Tower 1B 第1B座	38/F and Roof 38樓及天台	A	145.858 (1570) Balcony 露台 : 2.300 (25) Utility Platform 工作平台 : - (-) Verandah 陽台 : - (-)	-	-	-	24.014 (258)	-	-	59.130 (636)	-	-	-
	38/F 38樓	E	41.478 (446) Balcony 露台 : 2.000 (22) Utility Platform 工作平台 : 1.500 (16) Verandah 陽台 : - (-)	-	-	-	-	-	-	-	-	-	-
		F	40.379 (435) Balcony 露台 : 2.000 (22) Utility Platform 工作平台 : - (-) Verandah 陽台 : - (-)	-	-	-	-	-	-	-	-	-	-
		G	42.291 (455) Balcony 露台 : 2.000 (22) Utility Platform 工作平台 : - (-) Verandah 陽台 : - (-)	-	-	-	-	-	-	-	-	-	-

The saleable area and the floor areas of balcony, utility platform and verandah (if any) to the extent that it forms part of the residential property are calculated in accordance with section 8 of the Residential Properties (First-hand Sales) Ordinance; and the areas of the other specified items (not included in the saleable area) are calculated in accordance with Part 2 of Schedule 2 to the Residential Properties (First-hand Sales) Ordinance.

Notes: The above areas have been converted to square feet based on a conversion rate of 1 square metre = 10.764 square feet and rounded off to the nearest integer.

4/F, 13/F, 14/F, 24/F and 34/F are omitted.

實用面積以及構成住宅物業一部分的範圍內的露台、工作平台及陽台(如有)之樓面面積,是按照《一手住宅物業銷售條例》第8條計算得出的。其他指明項目的面積(不計算入實用面積),是按照《一手住宅物業銷售條例》附表2第2部計算得出的。

備註: 上述所列之面積以1平方米 = 10.764平方呎換算至平方呎, 並四捨五入至整數。

不設4樓、13樓、14樓、24樓及34樓。

12

AREA OF RESIDENTIAL PROPERTIES IN THE PHASE

期數中的住宅物業的面積

Description of Residential Property 住宅物業的描述			Saleable Area (including balcony, utility platform and verandah, if any) sq. metre (sq. ft.) 實用面積 (包括露台、工作平台及陽台(如有)) 平方米 (平方呎)	Area of other specified items (Not included in the Saleable Area) sq. metre (sq. ft.) 其他指明項目的面積 (不計算入實用面積) 平方米 (平方呎)									
Mansion 低座	Floor 樓層	Flat 單位		Air-conditioning plant room 空調機房	Bay window 窗台	Cockloft 閣樓	Flat roof 平台	Garden 花園	Parking space 停車位	Roof 天台	Stairhood 梯屋	Terrace 前庭	Yard 庭院
Mansion A 低座A座	G/F 地下	A	53.844 (580) Balcony 露台 : - (-) Utility Platform 工作平台 : - (-) Verandah 陽台 : - (-)	-	-	-	-	33.584 (361)	-	-	-	-	-
		B	53.655 (578) Balcony 露台 : - (-) Utility Platform 工作平台 : - (-) Verandah 陽台 : - (-)	-	-	-	-	21.186 (228)	-	-	-	-	-
		C	68.780 (740) Balcony 露台 : - (-) Utility Platform 工作平台 : - (-) Verandah 陽台 : - (-)	-	-	-	-	18.230 (196)	-	-	-	-	-
		D	31.859 (343) Balcony 露台 : - (-) Utility Platform 工作平台 : - (-) Verandah 陽台 : - (-)	-	-	-	-	15.778 (170)	-	-	-	-	-
	1/F 1樓	A	55.338 (596) Balcony 露台 : 2.086 (22) Utility Platform 工作平台 : - (-) Verandah 陽台 : - (-)	-	-	-	-	-	-	-	-	-	-
		B	55.780 (600) Balcony 露台 : 2.128 (23) Utility Platform 工作平台 : - (-) Verandah 陽台 : - (-)	-	-	-	-	-	-	-	-	-	-
		C	71.325 (768) Balcony 露台 : 2.624 (28) Utility Platform 工作平台 : - (-) Verandah 陽台 : - (-)	-	-	-	-	-	-	-	-	-	-

The saleable area and the floor areas of balcony, utility platform and verandah (if any) to the extent that it forms part of the residential property are calculated in accordance with section 8 of the Residential Properties (First-hand Sales) Ordinance; and the areas of the other specified items (not included in the saleable area) are calculated in accordance with Part 2 of Schedule 2 to the Residential Properties (First-hand Sales) Ordinance.

Notes: The above areas have been converted to square feet based on a conversion rate of 1 square metre = 10.764 square feet and rounded off to the nearest integer.

4/F is omitted.

實用面積以及構成住宅物業一部分的範圍內的露台、工作平台及陽台(如有)之樓面面積,是按照《一手住宅物業銷售條例》第8條計算得出的。其他指明項目的面積(不計算入實用面積),是按照《一手住宅物業銷售條例》附表2第2部計算得出的。

備註: 上述所列之面積以1平方米 = 10.764平方呎換算至平方呎, 並四捨五入至整數。

不設4樓。

12

AREA OF RESIDENTIAL PROPERTIES IN THE PHASE

期數中的住宅物業的面積

Description of Residential Property 住宅物業的描述			Saleable Area (including balcony, utility platform and verandah, if any) sq. metre (sq. ft.) 實用面積 (包括露台、工作平台及陽台(如有)) 平方米 (平方呎)	Area of other specified items (Not included in the Saleable Area) sq. metre (sq. ft.) 其他指明項目的面積 (不計算入實用面積) 平方米 (平方呎)										
Mansion 低座	Floor 樓層	Flat 單位		Air-conditioning plant room 空調機房	Bay window 窗台	Cockloft 閣樓	Flat roof 平台	Garden 花園	Parking space 停車位	Roof 天台	Stairhood 梯屋	Terrace 前庭	Yard 庭院	
Mansion A 低座A座	1/F 1樓	D	41.624 (448) Balcony 露台 : 2.005 (22) Utility Platform 工作平台 : 1.503 (16) Verandah 陽台 : - (-)	-	-	-	-	-	-	-	-	-	-	
		E	42.096 (453) Balcony 露台 : 2.010 (22) Utility Platform 工作平台 : 1.509 (16) Verandah 陽台 : - (-)	-	-	-	-	-	-	-	-	-	-	
	2/F-3/F 2樓至3樓	A	55.338 (596) Balcony 露台 : 2.086 (22) Utility Platform 工作平台 : - (-) Verandah 陽台 : - (-)	-	-	-	-	-	-	-	-	-	-	-
		B	55.780 (600) Balcony 露台 : 2.128 (23) Utility Platform 工作平台 : - (-) Verandah 陽台 : - (-)	-	-	-	-	-	-	-	-	-	-	-
		C	71.325 (768) Balcony 露台 : 2.624 (28) Utility Platform 工作平台 : - (-) Verandah 陽台 : - (-)	-	-	-	-	-	-	-	-	-	-	-
		D	41.624 (448) Balcony 露台 : 2.005 (22) Utility Platform 工作平台 : 1.503 (16) Verandah 陽台 : - (-)	-	-	-	-	-	-	-	-	-	-	-
		E	42.096 (453) Balcony 露台 : 2.010 (22) Utility Platform 工作平台 : 1.509 (16) Verandah 陽台 : - (-)	-	-	-	-	-	-	-	-	-	-	-

The saleable area and the floor areas of balcony, utility platform and verandah (if any) to the extent that it forms part of the residential property are calculated in accordance with section 8 of the Residential Properties (First-hand Sales) Ordinance; and the areas of the other specified items (not included in the saleable area) are calculated in accordance with Part 2 of Schedule 2 to the Residential Properties (First-hand Sales) Ordinance.

Notes: The above areas have been converted to square feet based on a conversion rate of 1 square metre = 10.764 square feet and rounded off to the nearest integer.

4/F is omitted.

實用面積以及構成住宅物業一部分的範圍內的露台、工作平台及陽台(如有)之樓面面積,是按照《一手住宅物業銷售條例》第8條計算得出的。其他指明項目的面積(不計算入實用面積),是按照《一手住宅物業銷售條例》附表2第2部計算得出的。

備註: 上述所列之面積以1平方米 = 10.764平方呎換算至平方呎, 並四捨五入至整數。

不設4樓。

12

AREA OF RESIDENTIAL PROPERTIES IN THE PHASE

期數中的住宅物業的面積

Description of Residential Property 住宅物業的描述			Saleable Area (including balcony, utility platform and verandah, if any) sq. metre (sq. ft.) 實用面積 (包括露台、工作平台及陽台(如有)) 平方米 (平方呎)	Area of other specified items (Not included in the Saleable Area) sq. metre (sq. ft.) 其他指明項目的面積 (不計算入實用面積) 平方米 (平方呎)									
Mansion 低座	Floor 樓層	Flat 單位		Air-conditioning plant room 空調機房	Bay window 窗台	Cockloft 閣樓	Flat roof 平台	Garden 花園	Parking space 停車位	Roof 天台	Stairhood 梯屋	Terrace 前庭	Yard 庭院
Mansion A 低座A座	5/F and Roof 5樓及天台	B	55.780 (600) Balcony 露台 : 2.128 (23) Utility Platform 工作平台 : - (-) Verandah 陽台 : - (-)	-	-	-	-	-	23.539 (253)	-	-	-	
		C	71.325 (768) Balcony 露台 : 2.624 (28) Utility Platform 工作平台 : - (-) Verandah 陽台 : - (-)	-	-	-	-	-	36.824 (396)	-	-	-	
	5/F 5樓	A	55.338 (596) Balcony 露台 : 2.086 (22) Utility Platform 工作平台 : - (-) Verandah 陽台 : - (-)	-	-	-	-	-	-	-	-	-	-
		D	41.624 (448) Balcony 露台 : 2.005 (22) Utility Platform 工作平台 : 1.503 (16) Verandah 陽台 : - (-)	-	-	-	-	-	-	-	-	-	-
		E	42.096 (453) Balcony 露台 : 2.010 (22) Utility Platform 工作平台 : 1.509 (16) Verandah 陽台 : - (-)	-	-	-	-	-	-	-	-	-	-

The saleable area and the floor areas of balcony, utility platform and verandah (if any) to the extent that it forms part of the residential property are calculated in accordance with section 8 of the Residential Properties (First-hand Sales) Ordinance; and the areas of the other specified items (not included in the saleable area) are calculated in accordance with Part 2 of Schedule 2 to the Residential Properties (First-hand Sales) Ordinance.

Notes: The above areas have been converted to square feet based on a conversion rate of 1 square metre = 10.764 square feet and rounded off to the nearest integer.

4/F is omitted.

實用面積以及構成住宅物業一部分的範圍內的露台、工作平台及陽台(如有)之樓面面積,是按照《一手住宅物業銷售條例》第8條計算得出的。其他指明項目的面積(不計算入實用面積),是按照《一手住宅物業銷售條例》附表2第2部計算得出的。

備註: 上述所列之面積以1平方米 = 10.764平方呎換算至平方呎, 並四捨五入至整數。

不設4樓。

12

AREA OF RESIDENTIAL PROPERTIES IN THE PHASE

期數中的住宅物業的面積

Description of Residential Property 住宅物業的描述			Saleable Area (including balcony, utility platform and verandah, if any) sq. metre (sq. ft.) 實用面積 (包括露台、工作平台及陽台(如有)) 平方米 (平方呎)	Area of other specified items (Not included in the Saleable Area) sq. metre (sq. ft.) 其他指明項目的面積 (不計算入實用面積) 平方米 (平方呎)									
Mansion 低座	Floor 樓層	Flat 單位		Air-conditioning plant room 空調機房	Bay window 窗台	Cockloft 閣樓	Flat roof 平台	Garden 花園	Parking space 停車位	Roof 天台	Stairhood 梯屋	Terrace 前庭	Yard 庭院
Mansion B 低座B座	G/F 地下	A	64.719 (697) Balcony 露台 : - (-) Utility Platform 工作平台 : - (-) Verandah 陽台 : - (-)	-	-	-	-	43.290 (466)	-	-	-	-	-
		B	38.027 (409) Balcony 露台 : - (-) Utility Platform 工作平台 : - (-) Verandah 陽台 : - (-)	-	-	-	-	19.366 (208)	-	-	-	-	-
		C	58.123 (626) Balcony 露台 : - (-) Utility Platform 工作平台 : - (-) Verandah 陽台 : - (-)	-	-	-	-	41.176 (443)	-	-	-	-	-
	1/F 1樓	A	66.928 (720) Balcony 露台 : 2.432 (26) Utility Platform 工作平台 : - (-) Verandah 陽台 : - (-)	-	-	-	-	-	-	-	-	-	-
		B	39.517 (425) Balcony 露台 : 2.006 (22) Utility Platform 工作平台 : - (-) Verandah 陽台 : - (-)	-	-	-	-	-	-	-	-	-	-
		C	30.144 (324) Balcony 露台 : 2.038 (22) Utility Platform 工作平台 : - (-) Verandah 陽台 : - (-)	-	-	-	-	-	-	-	-	-	-

The saleable area and the floor areas of balcony, utility platform and verandah (if any) to the extent that it forms part of the residential property are calculated in accordance with section 8 of the Residential Properties (First-hand Sales) Ordinance; and the areas of the other specified items (not included in the saleable area) are calculated in accordance with Part 2 of Schedule 2 to the Residential Properties (First-hand Sales) Ordinance.

Notes: The above areas have been converted to square feet based on a conversion rate of 1 square metre = 10.764 square feet and rounded off to the nearest integer.

4/F is omitted.

實用面積以及構成住宅物業一部分的範圍內的露台、工作平台及陽台(如有)之樓面面積,是按照《一手住宅物業銷售條例》第8條計算得出的。其他指明項目的面積(不計算入實用面積),是按照《一手住宅物業銷售條例》附表2第2部計算得出的。

備註:上述所列之面積以1平方米=10.764平方呎換算至平方呎,並四捨五入至整數。

不設4樓。

12

AREA OF RESIDENTIAL PROPERTIES IN THE PHASE

期數中的住宅物業的面積

Description of Residential Property 住宅物業的描述			Saleable Area (including balcony, utility platform and verandah, if any) sq. metre (sq. ft.) 實用面積 (包括露台、工作平台及陽台(如有)) 平方米(平方呎)	Area of other specified items (Not included in the Saleable Area) sq. metre (sq. ft.) 其他指明項目的面積 (不計算入實用面積) 平方米(平方呎)										
Mansion 低座	Floor 樓層	Flat 單位		Air-conditioning plant room 空調機房	Bay window 窗台	Cockloft 閣樓	Flat roof 平台	Garden 花園	Parking space 停車位	Roof 天台	Stairhood 梯屋	Terrace 前庭	Yard 庭院	
Mansion B 低座B座	1/F 1樓	D	31.283 (337) Balcony 露台 : 2.001 (22) Utility Platform 工作平台 : - (-) Verandah 陽台 : - (-)	-	-	-	-	-	-	-	-	-	-	
		E	42.072 (453) Balcony 露台 : 2.002 (22) Utility Platform 工作平台 : 1.501 (16) Verandah 陽台 : - (-)	-	-	-	-	-	-	-	-	-	-	
	2/F-3/F & 5/F 2樓至3樓及5樓	A	66.928 (720) Balcony 露台 : 2.432 (26) Utility Platform 工作平台 : - (-) Verandah 陽台 : - (-)	-	-	-	-	-	-	-	-	-	-	-
		B	39.517 (425) Balcony 露台 : 2.006 (22) Utility Platform 工作平台 : - (-) Verandah 陽台 : - (-)	-	-	-	-	-	-	-	-	-	-	-
		C	30.144 (324) Balcony 露台 : 2.038 (22) Utility Platform 工作平台 : - (-) Verandah 陽台 : - (-)	-	-	-	-	-	-	-	-	-	-	-
		D	31.283 (337) Balcony 露台 : 2.001 (22) Utility Platform 工作平台 : - (-) Verandah 陽台 : - (-)	-	-	-	-	-	-	-	-	-	-	-
		E	42.072 (453) Balcony 露台 : 2.002 (22) Utility Platform 工作平台 : 1.501 (16) Verandah 陽台 : - (-)	-	-	-	-	-	-	-	-	-	-	-

The saleable area and the floor areas of balcony, utility platform and verandah (if any) to the extent that it forms part of the residential property are calculated in accordance with section 8 of the Residential Properties (First-hand Sales) Ordinance; and the areas of the other specified items (not included in the saleable area) are calculated in accordance with Part 2 of Schedule 2 to the Residential Properties (First-hand Sales) Ordinance.

Notes: The above areas have been converted to square feet based on a conversion rate of 1 square metre = 10.764 square feet and rounded off to the nearest integer.

4/F is omitted.

實用面積以及構成住宅物業一部分的範圍內的露台、工作平台及陽台(如有)之樓面面積,是按照《一手住宅物業銷售條例》第8條計算得出的。其他指明項目的面積(不計算入實用面積),是按照《一手住宅物業銷售條例》附表2第2部計算得出的。

備註: 上述所列之面積以1平方米 = 10.764平方呎換算至平方呎, 並四捨五入至整數。

不設4樓。

12

AREA OF RESIDENTIAL PROPERTIES IN THE PHASE

期數中的住宅物業的面積

Description of Residential Property 住宅物業的描述			Saleable Area (including balcony, utility platform and verandah, if any) sq. metre (sq. ft.) 實用面積 (包括露台、工作平台及陽台(如有)) 平方米(平方呎)	Area of other specified items (Not included in the Saleable Area) sq. metre (sq. ft.) 其他指明項目的面積 (不計算入實用面積) 平方米(平方呎)									
Mansion 低座	Floor 樓層	Flat 單位		Air-conditioning plant room 空調機房	Bay window 窗台	Cockloft 閣樓	Flat roof 平台	Garden 花園	Parking space 停車位	Roof 天台	Stairhood 梯屋	Terrace 前庭	Yard 庭院
Mansion B 低座B座	6/F and Roof 6樓及天台	A	66.928 (720) Balcony 露台 : 2.432 (26) Utility Platform 工作平台 : - (-) Verandah 陽台 : - (-)	-	-	-	-	-	25.332 (273)	-	-	-	
		B	39.517 (425) Balcony 露台 : 2.006 (22) Utility Platform 工作平台 : - (-) Verandah 陽台 : - (-)	-	-	-	-	-	36.255 (390)	-	-	-	
	6/F 6樓	C	30.144 (324) Balcony 露台 : 2.038 (22) Utility Platform 工作平台 : - (-) Verandah 陽台 : - (-)	-	-	-	-	-	-	-	-	-	-
		D	31.283 (337) Balcony 露台 : 2.001 (22) Utility Platform 工作平台 : - (-) Verandah 陽台 : - (-)	-	-	-	-	-	-	-	-	-	-
		E	42.072 (453) Balcony 露台 : 2.002 (22) Utility Platform 工作平台 : 1.501 (16) Verandah 陽台 : - (-)	-	-	-	-	-	-	-	-	-	-

The saleable area and the floor areas of balcony, utility platform and verandah (if any) to the extent that it forms part of the residential property are calculated in accordance with section 8 of the Residential Properties (First-hand Sales) Ordinance; and the areas of the other specified items (not included in the saleable area) are calculated in accordance with Part 2 of Schedule 2 to the Residential Properties (First-hand Sales) Ordinance.

Notes: The above areas have been converted to square feet based on a conversion rate of 1 square metre = 10.764 square feet and rounded off to the nearest integer.

4/F is omitted.

實用面積以及構成住宅物業一部分的範圍內的露台、工作平台及陽台(如有)之樓面面積,是按照《一手住宅物業銷售條例》第8條計算得出的。其他指明項目的面積(不計算入實用面積),是按照《一手住宅物業銷售條例》附表2第2部計算得出的。

備註:上述所列之面積以1平方米=10.764平方呎換算至平方呎,並四捨五入至整數。

不設4樓。

12

AREA OF RESIDENTIAL PROPERTIES IN THE PHASE

期數中的住宅物業的面積

Description of Residential Property 住宅物業的描述			Saleable Area (including balcony, utility platform and verandah, if any) sq. metre (sq. ft.) 實用面積 (包括露台、工作平台及陽台(如有)) 平方米 (平方呎)	Area of other specified items (Not included in the Saleable Area) sq. metre (sq. ft.) 其他指明項目的面積 (不計算入實用面積) 平方米 (平方呎)									
Mansion 低座	Floor 樓層	Flat 單位		Air-conditioning plant room 空調機房	Bay window 窗台	Cockloft 閣樓	Flat roof 平台	Garden 花園	Parking space 停車位	Roof 天台	Stairhood 梯屋	Terrace 前庭	Yard 庭院
Mansion C 低座C座	G/F 地下	A	65.325 (703) Balcony 露台 :- (-) Utility Platform 工作平台 :- (-) Verandah 陽台 :- (-)	-	-	-	-	39.800 (428)	-	-	-	-	-
		B	53.373 (575) Balcony 露台 :- (-) Utility Platform 工作平台 :- (-) Verandah 陽台 :- (-)	-	-	-	-	21.534 (232)	-	-	-	-	-
		C	49.093 (528) Balcony 露台 :- (-) Utility Platform 工作平台 :- (-) Verandah 陽台 :- (-)	-	-	-	-	28.960 (312)	-	-	-	-	-
		D	46.389 (499) Balcony 露台 :- (-) Utility Platform 工作平台 :- (-) Verandah 陽台 :- (-)	-	-	-	-	27.699 (298)	-	-	-	-	-

The saleable area and the floor areas of balcony, utility platform and verandah (if any) to the extent that it forms part of the residential property are calculated in accordance with section 8 of the Residential Properties (First-hand Sales) Ordinance; and the areas of the other specified items (not included in the saleable area) are calculated in accordance with Part 2 of Schedule 2 to the Residential Properties (First-hand Sales) Ordinance.

Notes: The above areas have been converted to square feet based on a conversion rate of 1 square metre = 10.764 square feet and rounded off to the nearest integer.

4/F is omitted.

實用面積以及構成住宅物業一部分的範圍內的露台、工作平台及陽台(如有)之樓面面積,是按照《一手住宅物業銷售條例》第8條計算得出的。其他指明項目的面積(不計算入實用面積),是按照《一手住宅物業銷售條例》附表2第2部計算得出的。

備註:上述所列之面積以1平方米=10.764平方呎換算至平方呎,並四捨五入至整數。

不設4樓。

12

AREA OF RESIDENTIAL PROPERTIES IN THE PHASE

期數中的住宅物業的面積

Description of Residential Property 住宅物業的描述			Saleable Area (including balcony, utility platform and verandah, if any) sq. metre (sq. ft.) 實用面積 (包括露台、工作平台及陽台(如有)) 平方米 (平方呎)	Area of other specified items (Not included in the Saleable Area) sq. metre (sq. ft.) 其他指明項目的面積 (不計算入實用面積) 平方米 (平方呎)										
Mansion 低座	Floor 樓層	Flat 單位		Air-conditioning plant room 空調機房	Bay window 窗台	Cockloft 閣樓	Flat roof 平台	Garden 花園	Parking space 停車位	Roof 天台	Stairhood 梯屋	Terrace 前庭	Yard 庭院	
Mansion C 低座C座	1/F 1樓	A	66.629 (717) Balcony 露台 : 2.428 (26) Utility Platform 工作平台 : - (-) Verandah 陽台 : - (-)	-	-	-	-	-	-	-	-	-	-	
		B	55.476 (597) Balcony 露台 : 2.154 (23) Utility Platform 工作平台 : - (-) Verandah 陽台 : - (-)	-	-	-	-	-	-	-	-	-	-	-
		C	52.597 (566) Balcony 露台 : 2.001 (22) Utility Platform 工作平台 : 1.503 (16) Verandah 陽台 : - (-)	-	-	-	-	-	-	-	-	-	-	-
		D	42.413 (457) Balcony 露台 : 2.002 (22) Utility Platform 工作平台 : 1.501 (16) Verandah 陽台 : - (-)	-	-	-	-	-	-	-	-	-	-	-
		E	40.909 (440) Balcony 露台 : 2.002 (22) Utility Platform 工作平台 : 1.651 (18) Verandah 陽台 : - (-)	-	-	-	-	-	-	-	-	-	-	-
		F	41.414 (446) Balcony 露台 : 2.001 (22) Utility Platform 工作平台 : 1.501 (16) Verandah 陽台 : - (-)	-	-	-	-	-	-	-	-	-	-	-

The saleable area and the floor areas of balcony, utility platform and verandah (if any) to the extent that it forms part of the residential property are calculated in accordance with section 8 of the Residential Properties (First-hand Sales) Ordinance; and the areas of the other specified items (not included in the saleable area) are calculated in accordance with Part 2 of Schedule 2 to the Residential Properties (First-hand Sales) Ordinance.

Notes: The above areas have been converted to square feet based on a conversion rate of 1 square metre = 10.764 square feet and rounded off to the nearest integer.

4/F is omitted.

實用面積以及構成住宅物業一部分的範圍內的露台、工作平台及陽台(如有)之樓面面積,是按照《一手住宅物業銷售條例》第8條計算得出的。其他指明項目的面積(不計算入實用面積),是按照《一手住宅物業銷售條例》附表2第2部計算得出的。

備註:上述所列之面積以1平方米=10.764平方呎換算至平方呎,並四捨五入至整數。

不設4樓。

12

AREA OF RESIDENTIAL PROPERTIES IN THE PHASE

期數中的住宅物業的面積

Description of Residential Property 住宅物業的描述			Saleable Area (including balcony, utility platform and verandah, if any) sq. metre (sq. ft.) 實用面積 (包括露台、工作平台及陽台(如有)) 平方米 (平方呎)	Area of other specified items (Not included in the Saleable Area) sq. metre (sq. ft.) 其他指明項目的面積 (不計算入實用面積) 平方米 (平方呎)										
Mansion 低座	Floor 樓層	Flat 單位		Air-conditioning plant room 空調機房	Bay window 窗台	Cockloft 閣樓	Flat roof 平台	Garden 花園	Parking space 停車位	Roof 天台	Stairhood 梯屋	Terrace 前庭	Yard 庭院	
Mansion C 低座C座	2/F-3/F 2樓至3樓	A	66.629 (717) Balcony 露台 : 2.428 (26) Utility Platform 工作平台 : - (-) Verandah 陽台 : - (-)	-	-	-	-	-	-	-	-	-	-	
		B	55.476 (597) Balcony 露台 : 2.154 (23) Utility Platform 工作平台 : - (-) Verandah 陽台 : - (-)	-	-	-	-	-	-	-	-	-	-	-
		C	52.597 (566) Balcony 露台 : 2.001 (22) Utility Platform 工作平台 : 1.503 (16) Verandah 陽台 : - (-)	-	-	-	-	-	-	-	-	-	-	-
		D	42.413 (457) Balcony 露台 : 2.002 (22) Utility Platform 工作平台 : 1.501 (16) Verandah 陽台 : - (-)	-	-	-	-	-	-	-	-	-	-	-
		E	40.909 (440) Balcony 露台 : 2.002 (22) Utility Platform 工作平台 : 1.651 (18) Verandah 陽台 : - (-)	-	-	-	-	-	-	-	-	-	-	-
		F	41.414 (446) Balcony 露台 : 2.001 (22) Utility Platform 工作平台 : 1.501 (16) Verandah 陽台 : - (-)	-	-	-	-	-	-	-	-	-	-	-

The saleable area and the floor areas of balcony, utility platform and verandah (if any) to the extent that it forms part of the residential property are calculated in accordance with section 8 of the Residential Properties (First-hand Sales) Ordinance; and the areas of the other specified items (not included in the saleable area) are calculated in accordance with Part 2 of Schedule 2 to the Residential Properties (First-hand Sales) Ordinance.

Notes: The above areas have been converted to square feet based on a conversion rate of 1 square metre = 10.764 square feet and rounded off to the nearest integer.

4/F is omitted.

實用面積以及構成住宅物業一部分的範圍內的露台、工作平台及陽台(如有)之樓面面積,是按照《一手住宅物業銷售條例》第8條計算得出的。其他指明項目的面積(不計算入實用面積),是按照《一手住宅物業銷售條例》附表2第2部計算得出的。

備註:上述所列之面積以1平方米=10.764平方呎換算至平方呎,並四捨五入至整數。

不設4樓。

12

AREA OF RESIDENTIAL PROPERTIES IN THE PHASE

期數中的住宅物業的面積

Description of Residential Property 住宅物業的描述			Saleable Area (including balcony, utility platform and verandah, if any) sq. metre (sq. ft.) 實用面積 (包括露台、工作平台及陽台(如有)) 平方米 (平方呎)	Area of other specified items (Not included in the Saleable Area) sq. metre (sq. ft.) 其他指明項目的面積 (不計算入實用面積) 平方米 (平方呎)									
Mansion 低座	Floor 樓層	Flat 單位		Air-conditioning plant room 空調機房	Bay window 窗台	Cockloft 閣樓	Flat roof 平台	Garden 花園	Parking space 停車位	Roof 天台	Stairhood 梯屋	Terrace 前庭	Yard 庭院
Mansion C 低座C座	5/F and Roof 5樓及天台	B	55.476 (597) Balcony 露台 : 2.154 (23) Utility Platform 工作平台 : - (-) Verandah 陽台 : - (-)	-	-	-	-	-	52.920 (570)	-	-	-	
		C	52.597 (566) Balcony 露台 : 2.001 (22) Utility Platform 工作平台 : 1.503 (16) Verandah 陽台 : - (-)	-	-	-	-	-	49.367 (531)	-	-	-	
	5/F 5樓	A	66.629 (717) Balcony 露台 : 2.428 (26) Utility Platform 工作平台 : - (-) Verandah 陽台 : - (-)	-	-	-	-	-	-	-	-	-	-
		D	42.413 (457) Balcony 露台 : 2.002 (22) Utility Platform 工作平台 : 1.501 (16) Verandah 陽台 : - (-)	-	-	-	-	-	-	-	-	-	-
		E	40.909 (440) Balcony 露台 : 2.002 (22) Utility Platform 工作平台 : 1.651 (18) Verandah 陽台 : - (-)	-	-	-	-	-	-	-	-	-	-
		F	41.414 (446) Balcony 露台 : 2.001 (22) Utility Platform 工作平台 : 1.501 (16) Verandah 陽台 : - (-)	-	-	-	-	-	-	-	-	-	-

The saleable area and the floor areas of balcony, utility platform and verandah (if any) to the extent that it forms part of the residential property are calculated in accordance with section 8 of the Residential Properties (First-hand Sales) Ordinance; and the areas of the other specified items (not included in the saleable area) are calculated in accordance with Part 2 of Schedule 2 to the Residential Properties (First-hand Sales) Ordinance.

Notes: The above areas have been converted to square feet based on a conversion rate of 1 square metre = 10.764 square feet and rounded off to the nearest integer.

4/F is omitted.

實用面積以及構成住宅物業一部分的範圍內的露台、工作平台及陽台(如有)之樓面面積,是按照《一手住宅物業銷售條例》第8條計算得出的。其他指明項目的面積(不計算入實用面積),是按照《一手住宅物業銷售條例》附表2第2部計算得出的。

備註:上述所列之面積以1平方米=10.764平方呎換算至平方呎,並四捨五入至整數。

不設4樓。

12

AREA OF RESIDENTIAL PROPERTIES IN THE PHASE

期數中的住宅物業的面積

Description of Residential Property 住宅物業的描述			Saleable Area (including balcony, utility platform and verandah, if any) sq. metre (sq. ft.) 實用面積 (包括露台、工作平台及陽台(如有)) 平方米(平方呎)	Area of other specified items (Not included in the Saleable Area) sq. metre (sq. ft.) 其他指明項目的面積 (不計算入實用面積) 平方米(平方呎)									
Mansion 低座	Floor 樓層	Flat 單位		Air-conditioning plant room 空調機房	Bay window 窗台	Cockloft 閣樓	Flat roof 平台	Garden 花園	Parking space 停車位	Roof 天台	Stairhood 梯屋	Terrace 前庭	Yard 庭院
Mansion D 低座D座	G/F 地下	A	65.026 (700) Balcony 露台 : - (-) Utility Platform 工作平台 : - (-) Verandah 陽台 : - (-)	-	-	-	-	28.318 (305)	-	-	-	-	-
		B	39.472 (425) Balcony 露台 : - (-) Utility Platform 工作平台 : - (-) Verandah 陽台 : - (-)	-	-	-	-	15.599 (168)	-	-	-	-	-
		C	59.381 (639) Balcony 露台 : - (-) Utility Platform 工作平台 : - (-) Verandah 陽台 : - (-)	-	-	-	-	28.669 (309)	-	-	-	-	-
	1/F 1樓	A	67.618 (728) Balcony 露台 : 2.456 (26) Utility Platform 工作平台 : - (-) Verandah 陽台 : - (-)	-	-	-	-	-	-	-	-	-	-
		B	41.396 (446) Balcony 露台 : 2.012 (22) Utility Platform 工作平台 : - (-) Verandah 陽台 : - (-)	-	-	-	-	-	-	-	-	-	-
		C	30.914 (333) Balcony 露台 : 2.002 (22) Utility Platform 工作平台 : - (-) Verandah 陽台 : - (-)	-	-	-	-	-	-	-	-	-	-

The saleable area and the floor areas of balcony, utility platform and verandah (if any) to the extent that it forms part of the residential property are calculated in accordance with section 8 of the Residential Properties (First-hand Sales) Ordinance; and the areas of the other specified items (not included in the saleable area) are calculated in accordance with Part 2 of Schedule 2 to the Residential Properties (First-hand Sales) Ordinance.

Notes: The above areas have been converted to square feet based on a conversion rate of 1 square metre = 10.764 square feet and rounded off to the nearest integer.

4/F is omitted.

實用面積以及構成住宅物業一部分的範圍內的露台、工作平台及陽台(如有)之樓面面積,是按照《一手住宅物業銷售條例》第8條計算得出的。其他指明項目的面積(不計算入實用面積),是按照《一手住宅物業銷售條例》附表2第2部計算得出的。

備註:上述所列之面積以1平方米=10.764平方呎換算至平方呎,並四捨五入至整數。

不設4樓。

12

AREA OF RESIDENTIAL PROPERTIES IN THE PHASE

期數中的住宅物業的面積

Description of Residential Property 住宅物業的描述			Saleable Area (including balcony, utility platform and verandah, if any) sq. metre (sq. ft.) 實用面積 (包括露台、工作平台及陽台(如有)) 平方米(平方呎)	Area of other specified items (Not included in the Saleable Area) sq. metre (sq. ft.) 其他指明項目的面積 (不計算入實用面積) 平方米(平方呎)										
Mansion 低座	Floor 樓層	Flat 單位		Air-conditioning plant room 空調機房	Bay window 窗台	Cockloft 閣樓	Flat roof 平台	Garden 花園	Parking space 停車位	Roof 天台	Stairhood 梯屋	Terrace 前庭	Yard 庭院	
Mansion D 低座D座	1/F 1樓	D	33.486 (360) Balcony 露台 : 2.001 (22) Utility Platform 工作平台 : - (-) Verandah 陽台 : - (-)	-	-	-	-	-	-	-	-	-	-	
		E	45.213 (487) Balcony 露台 : 2.004 (22) Utility Platform 工作平台 : 1.500 (16) Verandah 陽台 : - (-)	-	-	-	-	-	-	-	-	-	-	
	2/F-3/F 2樓至3樓	A	67.618 (728) Balcony 露台 : 2.456 (26) Utility Platform 工作平台 : - (-) Verandah 陽台 : - (-)	-	-	-	-	-	-	-	-	-	-	-
		B	41.396 (446) Balcony 露台 : 2.012 (22) Utility Platform 工作平台 : - (-) Verandah 陽台 : - (-)	-	-	-	-	-	-	-	-	-	-	-
		C	30.914 (333) Balcony 露台 : 2.002 (22) Utility Platform 工作平台 : - (-) Verandah 陽台 : - (-)	-	-	-	-	-	-	-	-	-	-	-
		D	33.486 (360) Balcony 露台 : 2.001 (22) Utility Platform 工作平台 : - (-) Verandah 陽台 : - (-)	-	-	-	-	-	-	-	-	-	-	-
		E	45.213 (487) Balcony 露台 : 2.004 (22) Utility Platform 工作平台 : 1.500 (16) Verandah 陽台 : - (-)	-	-	-	-	-	-	-	-	-	-	-

The saleable area and the floor areas of balcony, utility platform and verandah (if any) to the extent that it forms part of the residential property are calculated in accordance with section 8 of the Residential Properties (First-hand Sales) Ordinance; and the areas of the other specified items (not included in the saleable area) are calculated in accordance with Part 2 of Schedule 2 to the Residential Properties (First-hand Sales) Ordinance.

Notes: The above areas have been converted to square feet based on a conversion rate of 1 square metre = 10.764 square feet and rounded off to the nearest integer.

4/F is omitted.

實用面積以及構成住宅物業一部分的範圍內的露台、工作平台及陽台(如有)之樓面面積,是按照《一手住宅物業銷售條例》第8條計算得出的。其他指明項目的面積(不計算入實用面積),是按照《一手住宅物業銷售條例》附表2第2部計算得出的。

備註: 上述所列之面積以1平方米 = 10.764平方呎換算至平方呎, 並四捨五入至整數。

不設4樓。

12 AREA OF RESIDENTIAL PROPERTIES IN THE PHASE

期數中的住宅物業的面積

Description of Residential Property 住宅物業的描述			Saleable Area (including balcony, utility platform and verandah, if any) sq. metre (sq. ft.) 實用面積 (包括露台、工作平台及陽台(如有)) 平方米 (平方呎)	Area of other specified items (Not included in the Saleable Area) sq. metre (sq. ft.) 其他指明項目的面積 (不計算入實用面積) 平方米 (平方呎)									
Mansion 低座	Floor 樓層	Flat 單位		Air-conditioning plant room 空調機房	Bay window 窗台	Cockloft 閣樓	Flat roof 平台	Garden 花園	Parking space 停車位	Roof 天台	Stairhood 梯屋	Terrace 前庭	Yard 庭院
Mansion D 低座D座	5/F 5樓	A	67.618 (728) Balcony 露台 : 2.456 (26) Utility Platform 工作平台 : - (-) Verandah 陽台 : - (-)	-	-	-	-	-	-	-	-	-	
		B	41.396 (446) Balcony 露台 : 2.012 (22) Utility Platform 工作平台 : - (-) Verandah 陽台 : - (-)	-	-	-	-	-	-	-	-	-	
		C	31.416 (338) Balcony 露台 : 2.002 (22) Utility Platform 工作平台 : - (-) Verandah 陽台 : - (-)	-	-	-	-	-	-	-	-	-	
		E	45.213 (487) Balcony 露台 : 2.004 (22) Utility Platform 工作平台 : 1.500 (16) Verandah 陽台 : - (-)	-	-	-	-	-	-	-	-	-	

The saleable area and the floor areas of balcony, utility platform and verandah (if any) to the extent that it forms part of the residential property are calculated in accordance with section 8 of the Residential Properties (First-hand Sales) Ordinance; and the areas of the other specified items (not included in the saleable area) are calculated in accordance with Part 2 of Schedule 2 to the Residential Properties (First-hand Sales) Ordinance.

Notes: The above areas have been converted to square feet based on a conversion rate of 1 square metre = 10.764 square feet and rounded off to the nearest integer.

4/F is omitted.

實用面積以及構成住宅物業一部分的範圍內的露台、工作平台及陽台(如有)之樓面面積,是按照《一手住宅物業銷售條例》第8條計算得出的。其他指明項目的面積(不計算入實用面積),是按照《一手住宅物業銷售條例》附表2第2部計算得出的。

備註: 上述所列之面積以1平方米 = 10.764平方呎換算至平方呎, 並四捨五入至整數。

不設4樓。

12

AREA OF RESIDENTIAL PROPERTIES IN THE PHASE

期數中的住宅物業的面積

Description of Residential Property 住宅物業的描述			Saleable Area (including balcony, utility platform and verandah, if any) sq. metre (sq. ft.) 實用面積 (包括露台、工作平台及陽台(如有)) 平方米 (平方呎)	Area of other specified items (Not included in the Saleable Area) sq. metre (sq. ft.) 其他指明項目的面積 (不計算入實用面積) 平方米 (平方呎)									
Mansion 低座	Floor 樓層	Flat 單位		Air-conditioning plant room 空調機房	Bay window 窗台	Cockloft 閣樓	Flat roof 平台	Garden 花園	Parking space 停車位	Roof 天台	Stairhood 梯屋	Terrace 前庭	Yard 庭院
Mansion D 低座D座	6/F and Roof 6樓及天台	A	67.618 (728) Balcony 露台 : 2.456 (26) Utility Platform 工作平台 : - (-) Verandah 陽台 : - (-)	-	-	-	-	-	22.317 (240)	-	-	-	
		B	41.396 (446) Balcony 露台 : 2.012 (22) Utility Platform 工作平台 : - (-) Verandah 陽台 : - (-)	-	-	-	-	-	26.537 (286)	-	-	-	
	6/F 6樓	C	31.416 (338) Balcony 露台 : 2.002 (22) Utility Platform 工作平台 : - (-) Verandah 陽台 : - (-)	-	-	-	-	-	-	-	-	-	
		E	45.213 (487) Balcony 露台 : 2.004 (22) Utility Platform 工作平台 : 1.500 (16) Verandah 陽台 : - (-)	-	-	-	-	-	-	-	-	-	

The saleable area and the floor areas of balcony, utility platform and verandah (if any) to the extent that it forms part of the residential property are calculated in accordance with section 8 of the Residential Properties (First-hand Sales) Ordinance; and the areas of the other specified items (not included in the saleable area) are calculated in accordance with Part 2 of Schedule 2 to the Residential Properties (First-hand Sales) Ordinance.

Notes: The above areas have been converted to square feet based on a conversion rate of 1 square metre = 10.764 square feet and rounded off to the nearest integer.

4/F is omitted.

實用面積以及構成住宅物業一部分的範圍內的露台、工作平台及陽台(如有)之樓面面積,是按照《一手住宅物業銷售條例》第8條計算得出的。其他指明項目的面積(不計算入實用面積),是按照《一手住宅物業銷售條例》附表2第2部計算得出的。

備註:上述所列之面積以1平方米=10.764平方呎換算至平方呎,並四捨五入至整數。

不設4樓。

13 FLOOR PLANS OF PARKING SPACES IN THE PHASE

期數中的停車位的樓面平面圖

No parking spaces to be provided in the Phase.
期數中不設停車位。

14 SUMMARY OF PRELIMINARY AGREEMENT FOR SALE AND PURCHASE

臨時買賣合約的摘要

1. A preliminary deposit of 5% of the purchase price is payable on the signing of the preliminary agreement for sale and purchase;
 2. The preliminary deposit paid by the purchaser on the signing of that preliminary agreement will be held by a firm of solicitors acting for the owner, as stakeholders;
 3. If the purchaser fails to execute the agreement for sale and purchase within 5 working days after the date on which the purchaser enters into that preliminary agreement-
 - (i) that preliminary agreement is terminated;
 - (ii) the preliminary deposit is forfeited; and
 - (iii) the owner does not have any further claim against the purchaser for the failure.
1. 在簽署臨時買賣合約時須支付款額為售價之5%的臨時訂金；
 2. 買方在簽署該臨時合約時支付的臨時訂金，會由代表擁有人行事的律師事務所以保證金保存人的身分持有；
 3. 如買方沒有於訂立該臨時合約的日期之後5個工作日內簽立買賣合約-
 - (i) 該臨時合約即告終止；
 - (ii) 有關的臨時訂金即予沒收；及
 - (iii) 擁有人不得就買方沒有簽立買賣合約而針對買方提出進一步申索。

A. Common parts of the Phase

According to the Deed of Mutual Covenant incorporating Management Agreement (“DMC”) in respect of the Development:-

- (i) **“Common Areas”** means all of the Development Common Areas, Residential Common Areas and Car Park Common Areas.
- (ii) **“Common Facilities”** means all of the Development Common Facilities, Residential Common Facilities and Car Park Common Facilities.
- (iii) **“Common Areas and Facilities”** means all of the Common Areas and all of the Common Facilities.
- (iv) **“Car Park Common Areas”** means all those areas or parts of the Land (as defined in the DMC) and the Development, the right to the use of which is designated for the common use and benefit of the Car Parks (as defined in the DMC), the Visitors’ Parking Spaces (as defined in the DMC), the Parking Spaces for Disabled Persons (as defined in the DMC) and the Bicycle Parking Spaces (as defined in the DMC) and not for the exclusive use or benefit of any individual Owner (as defined in the DMC) of the Car Park or the Development as a whole and which include, without limiting the generality of the foregoing, wall(s), vehicular ramp and driveway on Basement 1 Floor and Basement 2 Floor (excluding those forming part of the Development Common Areas (as defined in the DMC)), exhaust fan room for car park, fan room for car park, electrical meter room (electric vehicle charger) (EMR (EV charger)), inaccessible void below the cable trench pit, corridor, and wall(s) or pole(s) (as the case may be) on which the electric vehicle charging facilities or electric vehicle medium chargers (as the case may be) serving the Residential Parking Spaces (as defined in the DMC) or the Residential Motor Cycle Parking Spaces or the Visitors’ Parking Spaces or the Parking Spaces for Disabled Persons are mounted or installed, but shall exclude the Development Common Areas and Residential Common Areas (as defined in the DMC). For the purpose of identification, the Car Park Common Areas are shown coloured Indigo on the plans certified as to their accuracy by or on behalf of the Authorized Person (as defined in the DMC) annexed to the DMC.

- (v) **“Car Park Common Facilities”** means all those installations and facilities in the Car Park Common Areas used in common by or installed for the common benefit of the Car Parks, the Parking Spaces for Disabled Persons, the Bicycle Parking Spaces and the Visitors’ Parking Spaces and not for the exclusive use or benefit of any individual Owner of the Car Park or the Development as a whole and, without limiting the generality of the foregoing, including smoke vent(s), electrical duct(s), EV charging duct, drains, manhole, channels, water mains (if any), sewers, cables, pipes, wires, salt and fresh water intakes (if any) and mains, fire fighting and security equipment and facilities, pumps, switches, meters, lights, air duct(s), access barrier equipment, petrol interceptor, riser duct and other apparatus and equipment and facilities.

- (vi) **“Development Common Areas”** means all those areas or parts of the Land and the Development, the right to the use of which is designated for the common use and benefit of the Owners and occupiers of all the Units (as defined in the DMC) and is not given by the DMC or otherwise to the First Owner (as defined in the DMC) or the Owner of any individual Unit and which include, without limiting the generality of the foregoing,

- (a) external walls of the Development (excluding external walls forming part of the Residential Common Areas or the Residential Unit (as defined in the DMC));
- (b) boundary walls and gates of the Development;
- (c) fence wall(s) or wall(s) of the Development abutting onto any part of the Development Common Areas, but excluding:-
 - i) the interior finishes of any part of the fence wall(s) or wall(s) enclosing and facing a Residential Unit, which interior finishes shall form part of the Residential Unit;
 - ii) any fence wall(s) enclosing any part of the garden of a Residential Unit on the Ground Floor abutting onto any part of the Development Common Areas, which shall form part of the Residential Common Areas; and
 - iii) those wall(s) forming part of the Car Park Common Areas and those fence wall(s) or wall(s) forming part of the Residential Common Areas;

- (d) fire service tank & pump room (FS tank & pump room), flushing pump tank & pump room, street fire hydrant tank & pump room, electrical room(s), extra-low voltage room(s) (ELV room(s)), telecommunications and broadcasting equipment room(s) (TBE room(s)), sprinkler tank & pump room(s), potable sump tank & pump room, gas chamber room, dog house for carpark exhaust, fire service and sprinkler pump room (FS and sprinkler pump room), master water meter room, automatic meter reading room(s) (AMR room(s)), main switch room(s), transformer room(s) (TX room(s)), cable riser room, management office, refuse storage & material recovery chamber, potable & flushing sump tank & pump room, guard house, fire service control center (F.S. control center), fan room for basement transformer room (fan room for basement TX room), vent shaft, pipe duct(s) (PD(s)), water meter cabinet(s) (WMC(s)), fire service & sprinkler transfer pump room (FS & sprinkler transfer pump room), genset room(s), check meter cabinet(s);

- (e) parking space for refuse collection operation;

- (f) the owners’ committee office;

- (g) vehicular ramp and driveway on the Ground Floor and Basement 1 Floor (excluding those forming part of the Car Park Common Areas);

- (h) areas for the installation or use of aerial broadcast distribution or telecommunications network facilities; and

- (i) such areas within the meaning of “common parts” as defined in Section 2 of the Ordinance (as defined in the DMC) and any such areas specified in Schedule 1 to the Ordinance but shall exclude the Car Park Common Areas and the Residential Common Areas.

For the purpose of identification, the Development Common Areas are shown coloured Green on the plans certified as to their accuracy by or on behalf of the Authorized Person annexed to the DMC.

(vii) **“Development Common Facilities”** means all those installations and facilities in the Development Common Areas used in common by or installed for the common benefit of the Owners and occupiers of all the Units of the Development as part of the amenities thereof and not for the exclusive benefit of any individual Owner of a Unit and, without limiting the generality of the foregoing, including Building Maintenance Unit (as defined in the DMC), electrical duct(s), extra-low voltage cable duct(s) (ELV(s)), drains, manhole, channels, water mains, sewers, gutters, cables, pipes, wires, salt and fresh water intakes and mains, fire fighting and security equipment and facilities, smoke vents, drop bar, emergency generators, pumps, switches, meters, meter cabinet, lights and other apparatus equipment and facilities.

(viii) **“Residential Common Areas”** means all those areas or parts of the Land and the Development, the right to the use of which is designated for common use and benefit of the Owners and occupiers of all the Residential Units and is not given by the DMC to the Owner of any individual Residential Unit and which, without limiting the generality of the foregoing, include:

(a) external walls of the Residential Units including:-

- i) the non-structural prefabricated external walls; and
- ii) the curtain wall system (and the frames, glass, cast-in anchors and other components of the curtain wall system including any vision panels and openable windows installed therein or thereto);

but excluding ;

- i) the external walls of the Development below the Ground Floor of the Development (which external walls shall form part of the Development Common Areas);
- ii) any interior finishes of the external walls of the Development enclosing and facing a Residential Unit (which interior finishes shall form part of the Residential Unit);
- iii) windows and window frames solely and exclusively attached to a Residential Unit (which shall form part of the Residential Unit) save and except the frames,

glass, cast-in anchors and other components of the curtain wall system including any vision panels and openable windows installed therein or thereto (which shall form part of the Residential Common Areas);

- (b) external parapet(s) of the Residential Units (excluding the interior finishes of any part of the external parapet(s) enclosing and facing a Residential Unit, which interior finishes shall form part of the Residential Unit);
- (c) fence wall(s) enclosing any part of the garden of a Residential Unit on the Ground Floor abutting onto any part of the Development Common Areas or Residential Common Areas, but excluding the interior finishes of any part of the fence wall(s) enclosing and facing a Residential Unit, which interior finishes shall form part of the Residential Unit;
- (d) fence wall(s) or wall(s) of the Development abutting onto any part of the Residential Common Areas (excluding the interior finishes of any part of the fence wall(s) or wall(s) enclosing and facing a Residential Unit, which interior finishes shall form part of the Residential Unit; and excluding those fence wall(s) or wall(s) forming part of the Development Common Areas and those wall(s) forming part of the Car Park Common Areas);
- (e) architectural features (if any) forming part of or on such external walls and/or curtain walls which form part of the Residential Common Areas (excluding the architectural features (if any) forming part of the Development Common Areas);
- (f) the structural and load bearing elements of the Development which only serves or supports the Residential Units and/or any Residential Common Areas;
- (g) lift lobbies, service lift lobbies, caretakers' counter(s), lift shafts, lift pits, staircases, sprinkler tank & pump room, check meter cabinet, potable water tank & pump room, extra-low voltage room(s) (ELV room(s)), electrical room(s), flushing water tank & pump room, potable water tank and pump room (Mansion A), potable water & water tank room, sprinkler control valve for T2 & Basement, sub-main switch room (Mansion A), sub-main switch room (Mansion B), sub-main switch room (Mansion C), sub-main switch room (Mansion D), common refuge roof, pipe well(s) (PW(s)), light well(s) (LW(s)), electrical & mechanical room(s) (E/M(s)), water

meter cabinet(s) (WMC(s)), electrical meter room(s) (EMR(s)), water meter room(s) (WMR(s)), pipe duct(s) (PD(s)), hose reel(s) (HR(s)), refuse storage & material recovery room(s) (RS/MRR(s)), temporary refuge space, planter(s), store, fire service pump room, cover of BAL., cover of U.P., cover of air-conditioning platform (cover of AC.P), lift machine room(s), potable water pump room, fan room(s), potable & flushing water tank & pump room, flushing water pump room;

- (h) Recreational Facilities (as defined in the DMC);
- (i) the Greenery Areas (as defined in the DMC);
- (j) communal sky garden;
- (k) Visitors' Parking Spaces;
- (l) Loading and Unloading Spaces (as defined in the DMC);
- (m) Parking Spaces for Disabled Persons;
- (n) Bicycle Parking Spaces;
- (o) the Covered Landscaped Area (as defined in the DMC);
- (p) Maintenance Access (as defined in Clause 15(b) of Subsection B of Section V of the DMC);
- (q) air-conditioning platform(s)(AC.P), flat roof(s) and roof(s) (excluding those forming part of the Residential Unit(s)); and
- (r) fireman's lift lobby(ies) and protected lobby(ies) (excluding any private lobby(ies) forming part of a Residential Unit);

but shall exclude the Development Common Areas and the Car Park Common Areas.

For the purpose of identification, the Residential Common Areas are shown coloured Yellow, Yellow cross-hatched black, Yellow staggered-hatched black, Yellow marked with “◻” and Yellow marked with “▽” on the plans annexed hereto certified as to their accuracy by or on behalf of the Authorized Person.

(ix) **“Residential Common Facilities”** means all those installations and facilities in the Residential Common Areas used in common by or installed for the common benefit of the Owners and occupiers of all the Residential Units and not for the exclusive use or benefit of any individual Owner of a Residential Unit or the Development as a whole and which, without limiting the generality of the foregoing, include electrical duct(s), extra-low voltage cable duct(s) (ELV(s)), air duct(s) (A.D.(s)), hose reels (H.R.(s)), drains, switches, meters, pipes, pumps, wires, cables, lights, antennae, external decorative aluminium cladding and louvres, lifts, lift doors, lift call buttons and indicators and manual fire alarm, fire warning and fighting equipment, refuse disposal equipment and recreational and other facilities in the Recreational Facilities and other services, apparatus, equipment and facilities.

B. Number of undivided shares assigned to each residential property in the Phase

Tower 1A and Tower 1B

Tower	Floor	Flat	No. of Undivided Shares allocated to each Unit
Tower 1A	3/F (1 storey)	A	67 / 45,454
		B	30 / 45,454
		C	58 / 45,454
	5/F (1 storey)	A	67 / 45,454
		B	30 / 45,454
		C	58 / 45,454
		E	42 / 45,454
		F	41 / 45,454
		G	30 / 45,454
	6/F-37F (28 storeys)	H	30 / 45,454
		A	67 / 45,454
		B	30 / 45,454
		C	58 / 45,454
		D	41 / 45,454
		E	41 / 45,454
F		41 / 45,454	
G		30 / 45,454	
H	30 / 45,454		

Tower	Floor	Flat	No. of Undivided Shares allocated to each Unit
Tower 1A	38/F and Roof	A	168 / 45,454
		D	41 / 45,454
	38/F (1 storey)	E	41 / 45,454
		F	41 / 45,454
		G	30 / 45,454
Tower 1B	3/F (1 storey)	H	30 / 45,454
		A	49 / 45,454
		B	54 / 45,454
		C	42 / 45,454
		D	40 / 45,454
		E	42 / 45,454
	5/F-36/F (28 storeys)	F	33 / 45,454
		A	49 / 45,454
		B	54 / 45,454
		C	42 / 45,454
		D	40 / 45,454
		E	42 / 45,454
		F	40 / 45,454
	37/F (1 storey)	G	43 / 45,454
		A	49 / 45,454
		B	54 / 45,454
		C	42 / 45,454
		D	40 / 45,454
		E	42 / 45,454
		F	40 / 45,454
	38/F and Roof	G	42 / 45,454
A		154 / 45,454	
38/F (1 storey)	E	42 / 45,454	
	F	40 / 45,454	
	G	42 / 45,454	

Note:

(1) There is no designation of 4/F, 13/F, 14/F, 24/F and 34/F in Tower 1A and Tower 1B.

Mansion A, Mansion B, Mansion C and Mansion D

Mansion	Floor	Flat	No. of Undivided Shares allocated to each Unit
Mansion A	G/F (1 storey)	A	57 / 45,454
		B	56 / 45,454
		C	71 / 45,454
		D	34 / 45,454
	1/F-3/F (3 storeys)	A	55 / 45,454
		B	56 / 45,454
		C	72 / 45,454
		D	42 / 45,454
		E	43 / 45,454
	5/F and Roof	B	58 / 45,454
C		76 / 45,454	
5/F (1 storey)	A	55 / 45,454	
	D	42 / 45,454	
	E	43 / 45,454	
Mansion B	G/F (1 storey)	A	69 / 45,454
		B	40 / 45,454
		C	62 / 45,454
	1/F-5/F (4 storeys)	A	66 / 45,454
		B	40 / 45,454
		C	30 / 45,454
		D	31 / 45,454
		E	43 / 45,454
	6/F and Roof	A	69 / 45,454
		B	44 / 45,454
6/F (1 storey)	C	30 / 45,454	
	D	31 / 45,454	
	E	43 / 45,454	
Mansion C	G/F (1 storey)	A	69 / 45,454
		B	55 / 45,454
		C	52 / 45,454
		D	49 / 45,454
	1/F-3/F (3 storeys)	A	66 / 45,454
		B	55 / 45,454
		C	53 / 45,454
		D	43 / 45,454
		E	41 / 45,454
		F	42 / 45,454

Mansion	Floor	Flat	No. of Undivided Shares allocated to each Unit
Mansion C	5/F and Roof	B	60 / 45,454
		C	58 / 45,454
	5/F (1 storey)	A	66 / 45,454
		D	43 / 45,454
		E	41 / 45,454
		F	42 / 45,454
Mansion D	G/F (1 storey)	A	68 / 45,454
		B	41 / 45,454
		C	62 / 45,454
	1/F-3/F (3 storeys)	A	67 / 45,454
		B	41 / 45,454
		C	31 / 45,454
		D	33 / 45,454
		E	46 / 45,454
	5/F (1 storey)	A	67 / 45,454
		B	41 / 45,454
		C	31 / 45,454
		E	46 / 45,454
	6/F and Roof	A	69 / 45,454
		B	44 / 45,454
	6/F (1 storey)	C	31 / 45,454
		E	46 / 45,454

Note:

- (1) There is no designation of 4/F in in Mansion A, Mansion B, Mansion C and Mansion D.

C. Term of years for which the manager of the Phase is appointed

Subject to the provisions of the Building Management Ordinance (Chapter 344 of the Laws of Hong Kong), the DMC Manager (as defined in the DMC) will be appointed as the first manager to manage the Land and the Development for the initial term of TWO years from the date of the DMC and thereafter shall continue to manage the Development until its appointment is terminated in accordance with the provisions of the DMC.

D. Basis on which the management expenses are shared among the owners of the residential properties in the Phase

The Manager (as defined in the DMC) shall determine the amount which each Owner shall contribute towards the management expenditure in accordance with the following principles:

- (a) Each Owner of a Unit of the Phase shall contribute to the amount assessed under Part A of the annual Management Budget (as defined in the DMC) in the proportion which the number of the Management Shares (as defined in the DMC) allocated to his Unit bears to the total number of the Management Shares allocated to all Units of and in the Development. Part A shall cover the estimated management expenditure which in the opinion of the Manager are attributable to the management and maintenance of the Development Common Areas and the Development Common Facilities and any areas or facilities within or outside the Land and the Development that are required to be maintained by the Owners under the Government Grant or for the benefit of all the Owners (excluding those estimated management expenditure contained in Part B and Part C of the Management Budget);
- (b) Each Owner in addition to the amount payable under (a) above shall in respect of each Residential Units of which he is the Owner contribute to the amount assessed under Part B of the annual Management Budget in the proportion which the number of Management Shares allocated to his Residential Unit bears to the total number of the Management Shares allocated to all Residential Units of and in the Development. Part B shall contain the estimated management expenditure which in the opinion of the Manager are attributable solely to the management and maintenance of the Residential Common Areas and Residential Common Facilities or solely for the benefit of all the Owners of the Residential Units and, for the avoidance of doubt, Part B shall also contain such parts of the estimated management expenditure in respect of the Car Park Common Areas and Car Park Common Facilities which in the reasonable opinion of the Manager are attributable to the use of the Visitors' Parking Spaces, Parking Spaces for Disabled Persons, Bicycle Parking Spaces and Loading and Unloading Spaces;
- (c) Each Owner in addition to the amount payable under (a) above shall in respect of each Car Park of which he is the owner contribute to the amount assessed under Part C of the annual Management Budget in the proportion which the number of Management Shares allocated to his Car Park bears to the total number of Management Shares allocated to all Car Parks of and in the Development. Part C shall contain the estimated management expenditure which in the opinion of the Manager

are attributable solely to the management and maintenance of the Car Park Common Areas and the Car Park Common Facilities or solely for the benefit of all the Owners of the Car Parks excluding for the avoidance of doubt, parts of the estimated management expenditure in respect of the Car Park Common Areas and Car Park Common Facilities which in the reasonable opinion of the Manager are attributable to the use of the Visitors' Parking Spaces, Parking Spaces for Disabled Persons, Bicycle Parking Spaces and Loading and Unloading Spaces which shall be treated as falling within Part B of the annual Management Budget.

Note:

The number of Undivided Shares allocated to each residential property as shown in paragraph B above is the same as the number of Management Shares allocated to each residential property in the Phase. However, the total number of the Undivided Shares in the Development is different from the total number of the Management Shares in the Development. The total number of Management Shares of all residential properties is 44,045 and the total number of Management Shares of the entire Development is 45,354.

E. Basis on which the management fee deposit is fixed

The management fee deposit is equivalent to three (3) months' monthly contribution of the first year's budgeted management expenditure payable in respect of a Unit, and such sum shall not be used to set off against monthly contribution of the management expenditure or any other contributions to be made by the first Owner of each Unit, and such sum is non-refundable but transferable.

F. Area (if any) in the Phase retained by the owner for that owner's own use

Not applicable.

Notes:

- (1) Unless otherwise defined in the sales brochure, capitalized terms used in the above shall have the same meaning of such terms in the DMC.
- (2) For full details, please refer to the DMC which is free for inspection during opening hours at the sales office. A copy of the DMC is available upon request and payment of the necessary photocopying charges.

A. 期數的公用部分

根據有關發展項目的公契及管理協議(「公契」)：

(i) 「**公用地方**」指所有發展項目公用地方、住宅公用地方及停車場公用地方。

(ii) 「**公用設施**」指所有發展項目公用設施、住宅公用設施及停車場公用設施。

(iii) 「**公用地方及設施**」指所有公用地方及所有公用設施。

(iv) 「**停車場公用地方**」指該土地(定義見公契)及發展項目中供停車位(定義見公契)、訪客停車位(定義見公契)、傷殘人士停車位(定義見公契)及單車停車位(定義見公契)公用及共享，而非供個別停車位業主(定義見公契)獨家使用或享用或整個發展項目使用的所有該等地方或部分，在不限制前文的概括性的原則下，包括牆壁、地庫一層及地庫二層之車輛坡道及行車道(不包括構成發展項目公用地方(定義見公契)之部分)、停車場的排氣扇、停車場電扇、電錶房(電動車充電器(EMR (EV charger)))、電纜槽坑底下的不可進入空地、走廊、為服務住宅停車位(定義見公契)、住宅電單車停車位、訪客停車位或傷殘人士停車位而固定或安裝了電動車充電設施或電動車中速充電器(視情況而定)的牆或柱(視情況而定)，但不包括發展項目公用地方及住宅公用地方(定義見公契)。停車場公用地方在夾附於公契並經認可人士(定義見公契)或其代表核證為準確的圖則上以靛藍色顯示，以供識別。

(v) 「**停車場公用設施**」指停車場公用地方內供停車位、傷殘人士停車位、單車停車位及訪客停車位共享，而並非供任何個別停車位業主獨家使用或享用或整個發展項目使用的所有該等裝置及設施，在不限制前文的概括性的原則下，包括排煙口、電力槽、電動車充電槽、排水渠、沙井、渠道、總水管(如有)、污水渠、電纜、管道、電線、鹹水及食水進水口(如有)及總喉、滅火及保安設備及設施、泵、電掣、儀錶、照明、風道、進出口通道柵欄設備、截油器、豎管槽及其他器具、設備及設施。

(vi) 「**發展項目公用地方**」指該土地及發展項目內供所有單位(定義見公契)的業主及佔用人公用及共享，而並非按公契或其他規定給予第一擁有人(定義見公契)或任何個別單位業主獨家使用的所有該等地方或部分，在不限制前文的概括性的原則下，包括：

(a) 發展項目的外牆(不包括構成住宅公用地方或住宅單位(定義見公契)一部分的外牆)；

(b) 發展項目的邊界牆及閘門；

(c) 鄰接發展項目公用地方任何部分之上的發展項目的圍牆或牆壁，但不包括：

i) 圍封及面向住宅單位的圍牆或牆壁的任何部分的內部飾面，該內部飾面構成住宅單位一部分；

ii) 圍封地下住宅單位花園並鄰接發展項目公用地方任何部分之上的任何圍牆，其構成住宅公用地方一部分；

iii) 構成停車場公用地方一部分的該等牆壁及構成住宅公用地方一部分的該等圍牆或牆壁；

(d) 消防水箱及泵房(FS water tank & pump room)、沖廁水泵箱及泵房、街道消防栓水箱及泵房、電力房、特低壓電線房(ELV room(s))、通訊及廣播設備房(TBE room(s))、花灑水箱及泵房、食水水箱及泵房、煤氣櫃房、停車場排氣機電箱、消防及花灑泵房(FS and sprinkler pump room)、總水錶房、自動讀表機房(AMR room(s))、總電掣房、變壓器房(TX rooms(s))、電纜豎管房、管理處、垃圾收集及物料回收房、食水及沖廁水箱及泵房、警衛室、消防控制閥室(FS control valve room)、地庫變壓器房專用電扇房(fan room for basement TX room)、通風井、管槽(PD(s))、水錶櫃(WMC(s))、消防及花灑輸送泵房(FS & sprinkler transfer pump room)、發電機組房、檢查儀表櫃；

(e) 垃圾收集車停車位；

(f) 業主委員會辦事處；

(g) 地下和地庫一層的車輛坡道及行車道(不包括構成停車場公用地方之部分)；

(h) 天線廣播分布或電訊網絡設施的安裝或使用區；及

(i) 符合條例(定義見公契)第2條中「公用部分」的釋義的該等地方和條例附表1指明的任何該等地方，但不包括停車場公用地方及住宅公用地方。

發展項目公用地方在夾附於公契並經認可人士或其代表核證為準確的圖則上以綠色顯示，以供識別。

(vii) 「**發展項目公用設施**」指發展項目公用地方內作為適意設施一部分而供發展項目所有單位的業主及佔用人公用或共享，而並非供任何個別單位業主獨家使用的所有該等裝置及設施，在不限制前文的概括性的原則下，包括樓宇維修單元(定義見公契)、電力槽、特低壓電纜槽(ELV(s))、排水渠、沙井、渠道、總水管、污水渠、水溝、電纜、管道、電線、鹹水及食水進水口及總喉、滅火及保安設備及設施、排煙口、橫杆吊閘、緊急發電機、泵、電掣、儀錶、儀錶櫃、照明及其他器具、設備及設施。

(viii) 「**住宅公用地方**」指該土地及發展項目內供所有住宅單位的業主及佔用人公用及共享，而並非按公契給予任何個別住宅單位業主獨家使用的所有該等地方或部分，在不限制前文的概括性的原則下，包括：

(a) 住宅單位的外牆，包括：

i) 非結構預製外牆；及

- ii) 幕牆系統(和幕牆系統的框架、玻璃、鑄入錨及其他構件包括在其內或其處安裝的任何視窗板及可開合窗戶)；
- 但不包括：
- i) 發展項目地下下方的發展項目外牆(該外牆構成發展項目公用地方一部分)；
- ii) 任何圍封及面向住宅單位的發展項目外牆的內部飾面(該內部飾面構成住宅單位一部分)；
- iii) 只為及專門附連於住宅單位的窗戶及窗框(其構成住宅單位一部分)，除了幕牆系統的框架、玻璃、鑄入錨及其他構件包括在其內或其處安裝的任何視窗板及可開合窗戶(其構成住宅公用地方一部分)；
- (b) 住宅單位的外護牆(不包括圍封及面向住宅單位的外護牆任何部份的內部飾面，該內部飾面構成住宅單位一部分)；
- (c) 圍封地下住宅單位花園任何部分並鄰接發展項目公用地方或住宅公用地方任何部分的圍牆，但不包括圍封及面向住宅單位圍牆任何部分的內部飾面，該內部飾面構成住宅單位一部分；
- (d) 鄰接住宅公用地方任何部分的發展項目的圍牆或牆壁(不包括圍封及面向住宅單位的圍牆或牆壁任何部份的內部飾面，該內部飾面構成住宅單位一部分；和不包括構成發展項目公用地方一部分的圍牆或牆壁及構成停車場公用地方一部分的牆壁)；
- (e) 構成住宅公用地方一部分的外牆及/或幕牆一部分或其上面的建築裝飾(如有)(不包括構成發展項目公用地方一部分的建築裝飾(如有))；
- (f) 僅限於服務或承托住宅單位及/或任何住宅公用地方的發展項目的結構件及承重件；
- (g) 升降機大堂、服務升降機大堂、管理員櫃台、升降機槽、升降機井、樓梯、花灑水箱及泵房、檢查儀錶櫃、食水水箱及泵房、特低壓電線房(ELV room(s))、電力房、沖廁水箱及泵房、食水箱及泵房(低座A座)、食水及水箱房、供第2座及地庫專用花灑控制閥、副電掣房(低座A座)、副電掣房(低座B座)、副電掣房(低座C座)、副電掣房(低座D座)、公用庇護層、管井(PW(s))、天井(LW(s))、機電房(E/M(s))、水錶櫃(WMC(s))、電錶房(EMR(s))、水錶房(WMR(s))、管槽(PD(s))、喉轆(HR(s))、垃圾收集及物料回收房(RS/MRR(s))、臨時庇護區、花槽、儲物室、消防泵房、露台上蓋、工作平台上蓋、冷氣機平台上蓋(cover of AC.P)、升降機機房、食水泵房、電扇房、食水及沖廁水水箱及泵房、沖廁水泵房；
- (h) 康樂設施(定義見公契)；
- (i) 綠化地方(定義見公契)；
- (j) 公用空中花園；
- (k) 訪客停車位；
- (l) 上落貨停車位(定義見公契)；
- (m) 傷殘人士停車位；
- (n) 單車停車位；
- (o) 有蓋園景區(定義見公契)；
- (p) 維修通道(定義見公契第五章B部分第15(b)條)；
- (q) 冷氣機平台(AC.P)、平台及天台(不包括構成住宅單位之部分)；及
- (r) 消防員升降機大堂及防護廊(不包括構成住宅單位一部分的任何私人大堂)；
- 但不包括發展項目公用地方及停車場公用地方。
- 住宅公用地方在夾附於公契並經認可人士或其代表核證為準的圖則上以黃色、黃色間黑交叉線、黃色間不規則黑斜線、黃色連(“○”)及黃色連(“▽”)顯示，以供識別。
- (ix) **「住宅公用設施」**指住宅公用地方內供所有住宅單位的業主及佔用人公用及共享，而並非供任何個別住宅單位業主獨家使用或享用或整個發展項目使用的所有該等裝置及設施，在不限制前文的概括性的原則下，包括電力槽、特低壓電纜槽(ELV(s))、風道(A.D.(s))、喉轆(H.R.(s))、排水渠、電掣、儀錶、管道、泵、電線、電纜、照明、天線、外裝鋁質飾面板及百葉窗、升降機、升降機門、升降機召喚按鈕及指示燈及手動火警鐘、火警及滅火設備、垃圾處理設備和康樂設施內的康樂及其他設施及其他服務、器具、設備及設施。

B. 分配予期數中的每個住宅物業的不分割份數的數目

第1A座及第1B座

座數	樓層	單位	每個單位獲分配的不分割份數的數目
第1A座	3樓 (1層)	A	67 / 45,454
		B	30 / 45,454
		C	58 / 45,454
	5樓 (1層)	A	67 / 45,454
		B	30 / 45,454
		C	58 / 45,454
		E	42 / 45,454
		F	41 / 45,454
		G	30 / 45,454
	6樓至37樓 (28層)	H	30 / 45,454
		A	67 / 45,454
		B	30 / 45,454
		C	58 / 45,454
		D	41 / 45,454
		E	41 / 45,454
		F	41 / 45,454
		G	30 / 45,454
	38樓及天台	A	168 / 45,454
	38樓 (1層)	D	41 / 45,454
		E	41 / 45,454
F		41 / 45,454	
G		30 / 45,454	
H		30 / 45,454	

座數	樓層	單位	每個單位獲分配的不分割份數的數目
第1B座	3樓 (1層)	A	49 / 45,454
		B	54 / 45,454
		C	42 / 45,454
		D	40 / 45,454
		E	42 / 45,454
		F	33 / 45,454
	5樓至36樓 (28層)	A	49 / 45,454
		B	54 / 45,454
		C	42 / 45,454
		D	40 / 45,454
		E	42 / 45,454
		F	40 / 45,454
		G	43 / 45,454
		37樓 (1層)	A
	B		54 / 45,454
	C		42 / 45,454
	D		40 / 45,454
	E		42 / 45,454
	F		40 / 45,454
	G		42 / 45,454
	38樓及天台	A	154 / 45,454
	38樓 (1層)	E	42 / 45,454
		F	40 / 45,454
		G	42 / 45,454

備註：

(1) 第1A座和第1B座不設4樓、13樓、14樓、24樓及34樓。

低座A座、低座B座、低座C座及低座D座

低座	樓層	單位	每個單位獲分配的不分割份數的數目
低座A座	地下 (1層)	A	57 / 45,454
		B	56 / 45,454
		C	71 / 45,454
		D	34 / 45,454
	1樓至3樓 (3層)	A	55 / 45,454
		B	56 / 45,454
		C	72 / 45,454
		D	42 / 45,454
		E	43 / 45,454
	5樓及天台	B	58 / 45,454
		C	76 / 45,454
	5樓 (1層)	A	55 / 45,454
		D	42 / 45,454
		E	43 / 45,454
低座B座	地下 (1層)	A	69 / 45,454
		B	40 / 45,454
		C	62 / 45,454
	1樓至5樓 (4層)	A	66 / 45,454
		B	40 / 45,454
		C	30 / 45,454
		D	31 / 45,454
		E	43 / 45,454
	6樓及天台	A	69 / 45,454
		B	44 / 45,454
	6樓 (1層)	C	30 / 45,454
		D	31 / 45,454
		E	43 / 45,454

低座	樓層	單位	每個單位獲分配的不分割份數的數目
低座C座	地下 (1層)	A	69 / 45,454
		B	55 / 45,454
		C	52 / 45,454
		D	49 / 45,454
	1樓至3樓 (3層)	A	66 / 45,454
		B	55 / 45,454
		C	53 / 45,454
		D	43 / 45,454
		E	41 / 45,454
		F	42 / 45,454
	5樓及天台	B	60 / 45,454
		C	58 / 45,454
5樓 (1層)	A	66 / 45,454	
	D	43 / 45,454	
	E	41 / 45,454	
	F	42 / 45,454	
低座D座	地下 (1層)	A	68 / 45,454
		B	41 / 45,454
		C	62 / 45,454
	1樓至3樓 (3層)	A	67 / 45,454
		B	41 / 45,454
		C	31 / 45,454
		D	33 / 45,454
		E	46 / 45,454
	5樓 (1層)	A	67 / 45,454
		B	41 / 45,454
		C	31 / 45,454
	6樓及天台	E	46 / 45,454
		A	69 / 45,454
	6樓 (1層)	B	44 / 45,454
		C	31 / 45,454
E		46 / 45,454	

備註：

- (1) 低座A座、低座B座、低座C座及低座D座不設4樓。

C. 有關期數的管理人的委任年期

受限於《建築物管理條例》(香港法例第344章)的規定，公契管理人(定義見公契)將獲委任為第一任管理人，負責管理該土地及發展項目，初期任期為公契之日起計兩年，並在其後繼續管理發展項目直至按公契規定終止其委任。

D. 管理開支按甚麼基準在期數中的住宅物業的擁有人之間分擔

管理人(定義見公契)將按下列原則決定每個業主須分擔的管理開支的款額：

- (a) 期數的每個單位業主須按他的單位獲分配的管理份數的數目(定義見公契)佔發展項目所有單位獲分配的管理份數的總數之比例分擔年度管理預算(定義見公契)A部分評估的款項。A部分涵蓋管理人認為歸屬管理與保養發展項目公用地方及發展項目公用設施及政府批地文件要求業主保養、處於該土地及發展項目之內或之外的任何區域或設施或供所有業主享用的預計管理開支(不包括管理預算中B部分及C部分載有的預計管理開支)；
- (b) 每個業主除了須支付以上(a)項應付的款項外，還須就他作為業主的每個住宅單位按其住宅單位獲分配的管理份數的數目佔發展項目所有住宅單位獲分配的管理份數的總數之比例分擔年度管理預算B部分評估的款項。B部分載有管理人認為僅歸屬管理與保養住宅公用地方及住宅公用設施或僅供所有住宅單位業主享用的預計管理開支。為免存疑，B部分還載有管理人合理認為有關停車場公用地方及停車場公用設施的預計管理開支中歸屬使用訪客停車位、傷殘人士停車位、單車停車位及上落貨停車位的預計管理開支之該等部分；
- (c) 每個業主除了須支付以上(a)項應付的款項外，還須就他作為業主的每個停車位按其停車位獲分配的管理份數的數目佔發展項目所有停車位獲分配的管理份數的總數之比例分擔年度管理預算C部分評估的款項。C部分載有管理人認為僅歸屬管理與保養停車場公用地方及停車場公用設施或僅供所有停車位業主享用的預計管理開支。

為免存疑，C部分不包括管理人合理認為有關停車場公用地方及停車場公用設施中歸屬使用訪客停車位、傷殘人士停車位、單車停車位及上落貨停車位的預計管理開支之該等部分，該等部分將被視為屬於年度管理預算的B部分。

備註：

以上B段列明每個住宅物業獲分配的不分割份數數目與該期數中每個住宅物業獲分配的管理份數的數目相同，但是發展項目的不分割份數總數與發展項目的管理份數總數並不相同。所有住宅物業的管理份數總數為44,045份，而整個發展項目的管理份數總數為45,354份。

E. 計算管理費按金的基準

管理費按金金額相等於每個單位應付的首年預算管理開支之每月分擔款項的三(3)個月款項。該款項不能用作抵銷每個單位的首名業主應付的管理開支的每月分擔款項或任何其他分擔款項。該款項不能退還，但可以轉讓。

F. 擁有人在期數中保留作自用的範圍(如有的話)

不適用

備註：

- (1) 除售樓說明書另作定義，以上使用的專有詞語具有公契內該詞語的相同意義。
- (2) 請查閱公契以了解全部詳情。公契已備存於售樓處，於開放時間可供免費查閱，並可在支付必要之影印費後取得公契之副本。

1. The development is situated on the New Kowloon Inland Lot No.6563.
2. New Kowloon Inland Lot No.6563 (“the lot”) is held under an Agreement and Conditions of Sale dated 12th April 2017 and registered in the Land Registry as Conditions of Sale No.20300 (“the Land Grant”) for a term of 50 years commencing from 12th April 2017.
3. General Condition No.7 stipulates that:
 - (a) The Purchaser shall throughout the tenancy having built or rebuilt (which word refers to redevelopment as contemplated in sub-clause (b) of this General Condition) in accordance with the General and Special Conditions of the Land Grant (“these Conditions”):
 - (i) maintain all buildings in accordance with the approved design and disposition and any approved building plans without variation or modification thereto; and
 - (ii) maintain all buildings erected or which may hereafter be erected in accordance with these Conditions or any subsequent contractual variation of them, in good and substantial repair and condition and in such repair and condition deliver up the same at the expiration or sooner determination of the tenancy.
 - (b) In the event of the demolition at any time during the tenancy of any building then standing on the lot or any part thereof, the Purchaser shall replace the same either by sound and substantial building or buildings of the same type and of no less gross floor area or by building or buildings of such type and value as shall be approved by the Director of Lands (“the Director”). In the event of demolition as aforesaid, the Purchaser shall within one calendar month of such demolition apply to the Director for consent to carry out building works for the redevelopment of the lot and upon receiving such consent shall within three calendar months thereof commence the necessary redevelopment works and shall complete the same to the satisfaction of and within such time limit as is laid down by the Director.
4. Special Condition No.(2) stipulates that:

The Purchaser shall develop the lot by the erection thereon of a building or buildings complying in all respects with these Conditions and all Ordinances, bye-laws and regulations relating to building, sanitation and planning which are or may at any time be in force in Hong Kong, such building or buildings to be completed and made fit for occupation on or before the 30th day of June 2022*.
5. Special Condition No.(3) stipulates that:

The lot or any part thereof or any building or part of any building erected or to be erected thereon shall not be used for any purpose other than for private residential purposes.
6. Special Condition No.(5)(a) stipulates that:

Except with the prior written consent of the Director,

 - (i) no building, structure, support for any building or structure, or projection shall be erected or constructed within that portion of the lot shown coloured pink hatched black on the plan annexed to the Land Grant (hereinafter referred to as “the Pink Hatched Black Area”) at or above the ground level of the Pink Hatched Black Area except the following:
 - (I) boundary walls or fences or both provided that if the boundary walls or fences or both shall front onto any pedestrian street or path located between the points A and B, the points B and C and the points D and C as shown and marked on the plan annexed to the Land Grant, such boundary walls or fences or both shall be erected or constructed in all respects to the satisfaction of the Director to achieve visual and physical porosity of not less than 50% along the horizontal plane per linear metre from one metre above the general formation level of the adjacent pedestrian street or path; and
 - (II) landscaping features and associated facilities, and
 - (ii) no building or structure shall be erected or constructed within the Pink Hatched Black Area below the ground level of the Pink Hatched Black Area except the recreational facilities, the office accommodation for watchmen and caretakers, the quarters for watchmen and caretakers and the office for Owners’ Corporation or Owners’ Committee referred to respectively in Special Conditions Nos. (7), (10), (11) and (12) of the Land Grant and the spaces to be provided in accordance with Special Conditions Nos. (17), (18) and (19) of the Land Grant (as may be varied under Special Condition No. (20) of the Land Grant).
7. Special Condition No.(6) stipulates that:

Notwithstanding the user restriction, the total gross floor area and the total site coverage permitted respectively under Special Conditions Nos. (3), (4)(a)(iii) and (4)(a)(iv) of the Land Grant, the Purchaser may use part or parts of the building or buildings erected or to be erected on the lot in accordance with these Conditions and erect on part or parts of the lot separate temporary structures for the purposes of a sales office and show flats and related marketing activities to facilitate the sale of the building or buildings or any part or parts thereof erected or to be erected on the lot in accordance with these Conditions, provided that the scale and period of operation of such sales office and show flats and related marketing activities shall be subject to the prior written approval of the Director.
8. Special Condition No.(7) stipulates that:
 - (a) The Purchaser may erect, construct and provide within the lot such recreational facilities and facilities ancillary thereto (hereinafter referred to as “the Facilities”) as may be approved in writing by the Director. The type, size, design, height and disposition of the Facilities shall also be subject to the prior written approval of the Director.
 - (b) For the purpose of calculating the total gross floor area and site coverage respectively stipulated in Special Conditions Nos. (4)(a)(iii) and (4)(a)(iv) of the Land Grant, subject to Special Condition No.(34)(d) of the Land Grant, any part of the Facilities provided within the lot in accordance with sub-clause (a) of this Special Condition which are for the common use and benefit of the residents of the residential block or blocks erected or to be erected on the lot and their bona fide visitors shall not be taken into account. The remaining part of the Facilities which, in the opinion of the Director, are not for such use shall be taken into account for such calculation.

(c) In the event that any part of the Facilities is exempted from the gross floor area and the site coverage calculation pursuant to sub-clause (b) of this Special Condition (hereinafter referred to as “the Exempted Facilities”):

(i) the Exempted Facilities shall be designated as and form part of the Common Areas referred to in Special Condition No.(14)(a)(v) of the Land Grant;

(ii) the Purchaser shall at his own expense maintain the Exempted Facilities in good and substantial repair and condition and shall operate the Exempted Facilities to the satisfaction of the Director; and

(iii) the Exempted Facilities shall only be used by the residents of the residential block or blocks erected or to be erected on the lot and their bona fide visitors and by no other person or persons.

9. Special Condition No.(8) stipulates that:

No tree growing on the lot or adjacent thereto shall be removed or interfered with without the prior written consent of the Director who may, in granting consent, impose such conditions as to transplanting, compensatory landscaping or replanting as he may deem appropriate.

10. Special Condition Nos.(9)(a), (b)(i) to (iv), (c) and (d) stipulate that:

(a) The Purchaser shall at his own expense submit to the Director for his approval a landscape plan indicating the location, disposition and layout of the landscaping works to be provided within the lot in compliance with the requirements stipulated in sub-clause (b) of this Special Condition.

(b) (i) Not less than 30% of the area of the lot shall be planted with trees, shrubs or other plants.

(ii) Not less than 66% of the 30% referred to in sub-clause (b) (i) of this Special Condition (hereinafter referred to as “the Greenery Area”) shall be provided at such location or level as may be determined by the Director at his sole discretion so that the Greenery Area shall be visible to pedestrians or accessible by any person or persons entering the lot.

(iii) Without prejudice to sub-clause (b)(ii) of this Special Condition, the Greenery Area or any part or parts thereof shall be provided within such portions of the Pink Hatched Black Area fronting the pedestrian streets or paths and located within 3 metres from the boundaries of the lot between the points A and B and the points D and C and 5 metres from the boundaries of the lot between points B and C as shown and marked on the plan annexed to the Land Grant.

(iv) Not less than 20% of the roof area of any building or buildings erected or to be erected on the lot shall form part of the 30% referred to in sub-clause (b)(i) of this Special Condition.

(c) The Purchaser shall at his own expense landscape the lot in accordance with the approved landscape plan in all respects to the satisfaction of the Director, and no amendment, variation, alteration, modification or substitution of the approved landscape plan shall be made without the prior written consent of the Director.

(d) The Purchaser shall thereafter at his own expense maintain and keep the landscaped works in a safe, clean, neat, tidy and healthy condition all to the satisfaction of the Director.

11. Special Condition No.(10)(a) stipulates that:

Office accommodation for watchmen or caretakers or both may be provided within the lot subject to the following conditions:

(i) such accommodation is in the opinion of the Director essential to the safety, security and good management of the building or buildings erected or to be erected on the lot;

(ii) such accommodation shall not be used for any purpose other than office accommodation for watchmen or caretakers or both, who are wholly and necessarily employed on the lot; and

(iii) the location of any such accommodation shall first be approved in writing by the Director.

For the purposes of this sub-clause (a), no office accommodation may be located within any building on the lot which is intended or adapted for use as a single family residence. The decision of the Director as to whether a building constitutes or is intended for use as a single family residence shall be final and binding on the Purchaser.

12. Special Condition No.(11)(a) stipulates that:

Quarters for watchmen or caretakers or both may be provided within the lot subject to the following conditions:

(i) such quarters shall be located in one of the blocks of residential units erected on the lot or in such other location as may be approved in writing by the Director; and

(ii) such quarters shall not be used for any purpose other than the residential accommodation of watchmen or caretakers or both, who are wholly and necessarily employed within the lot.

For the purposes of this sub-clause (a), no quarters may be located within any building on the lot which is intended or adapted for use as a single family residence. The decision of the Director as to whether a building constitutes or is intended for use as a single family residence shall be final and binding on the Purchaser.

13. Special Condition No.(12)(a) stipulates that:

One office for the use of the Owners’ Corporation or the Owners’ Committee may be provided within the lot provided that:

(i) such office shall not be used for any purpose other than for meetings and administrative work of the Owners’ Corporation or Owners’ Committee formed or to be formed in respect of the lot and the buildings erected or to be erected thereon; and

(ii) the location of any such office shall first be approved in writing by the Director.

14. Special Condition No. (17) stipulates that:

(a) (i) Spaces shall be provided within the lot to the satisfaction of the Director for the parking of motor vehicles licensed under the Road Traffic Ordinance, any regulations made thereunder and any amending legislation, and belonging to the residents of the building or buildings erected or to be erected on the lot and their bona fide guests, visitors or invitees (hereinafter referred to as “the Residential Parking Spaces”) at the following rates:

(I) where a block or blocks of residential units (other than a detached, semi-detached or terraced house or houses which is or are intended for use as single family residence or residences) is or are provided within the lot, a rate to be calculated by reference to the respective size of the residential units erected or to be erected on the lot as set out in the table below unless the Director consents to a rate or to a number different from those set out in the table below:

Size of each residential unit	Number of the Residential Parking Spaces to be provided
Less than 40 square metres	One space for every 22 residential units or part thereof
Not less than 40 square metres but less than 70 square metres	One space for every 12 residential units or part thereof
Not less than 70 square metres but less than 100 square metres	One space for every 4 residential units or part thereof
Not less than 100 square metres but less than 160 square metres	One space for every 1.4 residential units or part thereof
Not less than 160 square metres	One space for every residential unit

(II) where detached, semi-detached or terraced house or houses which is or are intended for use as single family residence or residences is or are provided within the lot, at the following rates:

(A) one space for each such house where its gross floor area is less than 160 square metres;

(B) 1.5 spaces for each such house where its gross floor area is not less than 160 square metres but less than 220 square metres, provided that if the number of spaces to be provided under this sub-clause (a)(i)(II)(B) is a decimal number, the same shall be rounded up to the next whole number; and

(C) two spaces for each such house where its gross floor area is not less than 220 square metres.

For the purpose of this sub-clause (a)(i), the decision of the Director as to what constitutes a detached, semi-detached or terraced house and whether such house constitutes or is intended for use as a single family residence shall be final and binding on the Purchaser.

(ii) For the purpose of sub-clause (a)(i)(I) of this Special Condition, the total number of the Residential Parking Spaces to be provided under sub-clause (a)(i)(I) of this Special Condition shall be the aggregate of the respective number of the Residential Parking Spaces calculated by reference to the respective size of each residential unit set out in the table of sub-clause (a)(i)(I) of this Special Condition and for the purpose of these Conditions, the term “size of each residential unit” in terms of gross floor area shall mean the sum of (I) and (II) below:

(I) the gross floor area in respect of a residential unit exclusively used and enjoyed by the resident of that unit, which shall be measured from the exterior of the enclosing walls or parapet of such unit except where such enclosing walls separate two adjoining units in which case the measurement shall be taken from the middle of those walls, and shall include the internal partitions and columns within such unit, but, for the avoidance of doubt, shall exclude all floor area within such unit which is not taken into account for the calculation of gross floor area stipulated in Special Condition No.(4)(a)(iii) of the Land Grant; and

(II) the pro-rata gross floor area of the Residential Common Area (as hereinafter defined) in respect of a residential unit, and in so calculating, the total gross floor area of residential common area, which is for common use and benefit of the residents of the building or buildings erected or to be erected on the lot, outside the enclosing walls of the residential units but, for the avoidance of doubt, excluding all floor area which is not taken into account for the

calculation of gross floor area stipulated in Special Condition No.(4)(a)(iii) of the Land Grant (which residential common area is hereinafter referred to as “the Residential Common Area”) shall be apportioned to a residential unit by the following formula:

$$\frac{\text{The total gross floor area of the Residential Common Area}}{\text{The total gross floor area of all residential units as calculated under sub-clause (a)(ii)(I) of this Special Condition}} \times \text{The gross floor area in respect of a residential unit as calculated under sub-clause (a)(ii)(I) of this Special Condition}$$

(iii) Additional spaces for the parking of motor vehicles licensed under the Road Traffic Ordinance, any regulations made thereunder and any amending legislation, and belonging to the bona fide guests, visitors or invitees of the residents of the building or buildings erected or to be erected on the lot shall be provided within the lot to the satisfaction of the Director, at the following rates subject to a minimum of two such spaces being provided within the lot:

(I) if more than 75 residential units are provided in any block of residential units erected or to be erected on the lot, at a rate of 3 spaces for every block of residential units, or

(II) at such other rates as may be approved by the Director

For the purpose of this sub-clause (a)(iii), a detached, semi-detached or terraced house which is intended for use as a single family residence shall not be regarded as a block of residential units. The decision of the Director as to what constitutes a detached, semi-detached or terraced house and whether such house constitutes or is intended for use as a single family residence shall be final and binding on the Purchaser.

(iv) The spaces provided under sub-clauses (a)(i) (as may be varied under Special Condition No. (20) of the Land Grant) and (a)(iii) of this Special Condition shall not be used for any purpose other than those respectively stipulated therein and in particular the said spaces shall not be used for the storage, display or exhibiting of motor vehicles for sale or otherwise or for the provision of car cleaning and beauty services.

- (b) (i) Out of the spaces provided under sub-clauses (a)(i)(I) (as may be varied under Special Condition No. (20) of the Land Grant) and (a)(iii) of this Special Condition, the Purchaser shall reserve and designate such number of spaces for the parking of motor vehicles by disabled persons as defined in the Road Traffic Ordinance, any regulations made thereunder and any amending legislation (which spaces to be so reserved and designated are hereinafter referred to as “the Parking Spaces for Disabled Persons”) as the Building Authority may require and approve provided that a minimum of one space shall be so reserved and designated out of the spaces provided under sub-clause (a)(iii) of this Special Condition and that the Purchaser shall not reserve or designate all of the spaces provided under sub-clause (a)(iii) of this Special Condition to become the Parking Spaces for Disabled Persons.
- (ii) The Parking Spaces for Disabled Persons shall not be used for any purpose other than for the parking of motor vehicles by disabled persons as defined in the Road Traffic Ordinance, any regulations made thereunder and any amending legislation, and belonging to the residents of the building or buildings erected or to be erected on the lot and their bona fide guests, visitors or invitees and in particular the said spaces shall not be used for the storage, display or exhibiting of motor vehicles for sale or otherwise or for the provision of car cleaning and beauty services.
- (c) (i) Spaces shall be provided within the lot to the satisfaction of the Director for the parking of motor cycles licensed under the Road Traffic Ordinance, any regulations made thereunder and any amending legislation, and belonging to the residents of the building or buildings erected or to be erected on the lot and their bona fide guests, visitors or invitees (hereinafter referred to as “the Motor Cycle Parking Spaces”) at a rate of one space for every 100 residential units or part thereof in the building or buildings erected or to be erected on the lot or at such other rates as may be approved by the Director. For the purpose of this sub-clause (c)(i), a detached, semi-detached or terraced house which is intended for use as a single family residence shall not be regarded as a residential unit. The decision of the Director as to what constitutes a detached, semi-detached or terraced house and whether such house constitutes or is intended for use as a single family residence shall be final and binding on the Purchaser.
- (ii) The Motor Cycle Parking Spaces (as may be varied under Special Condition No. (20) of the Land Grant) shall not be used for any purpose other than for the purpose set out in sub-clause (c)(i) of this Special Condition and in particular the said spaces shall not be used for the storage, display or exhibiting of motor vehicles for sale or otherwise or for the provision of car cleaning and beauty services.
- (d) (i) Except for the Parking Spaces for Disabled Persons, each of the spaces provided under sub-clauses (a)(i) (as may be varied under Special Condition No. (20) of the Land Grant) and (a)(iii) of this Special Condition shall measure 2.5 metres in width and 5.0 metres in length with a minimum headroom of 2.4 metres.
- (ii) The dimension of each of the Parking Spaces for Disabled Persons shall be as the Building Authority may require and approve.
- (iii) Each of the Motor Cycle Parking Spaces (as may be varied under Special Condition No. (20) of the Land Grant) shall measure 1.0 metre in width and 2.4 metres in length with a minimum headroom of 2.4 metres or such other minimum headroom as may be approved by the Director.
- (iv) Each of the spaces provided under Special Condition No. (19) of the Land Grant (as may be varied under Special Condition No. (20) of the Land Grant) shall be of such dimensions as may be approved in writing by the Director.
- (e) The Purchaser shall:
- (i) on or before the 30th day of June 2022* or such other date as may be approved by the Director, at his own expense, to such standards and design to the satisfaction of the Director of Electrical and Mechanical Services, and in all respects in compliance with the Buildings Ordinance and the Electricity Ordinance, any regulations respectively made thereunder and any amending legislation:
- (I) provide and install charging facilities for electric vehicles including, but not limited to, fixed electrical installations and installation of final circuits, in all the parking spaces provided in accordance with sub-clauses (a), (b) and (c) of this Special Condition; and
- (II) provide and install electric vehicle medium chargers including the final circuits referred to in sub-clause (e) (i)(I) of this Special Condition in not less than 30% of the parking spaces provided in accordance with sub-clauses (a) and (b) of this Special Condition with at least one electric vehicle medium charger for each of such parking spaces; and
- (ii) throughout the term agreed to be granted by the Land Grant, at his own expense and in all respects to the satisfaction of the Director of Electrical and Mechanical Services upkeep, maintain, repair and manage the charging facilities and electric vehicle medium chargers required to be provided and installed under sub-clauses (e)(i)(I) and (e)(i)(II) of this Special Condition in good repair and operational condition.
15. Special Condition No.(18) stipulates that:
- (a) Spaces shall be provided within the lot to the satisfaction of the Director for the loading and unloading of goods vehicles at a rate of one space for every 800 residential units or part thereof in the building or buildings erected or to be erected on the lot or at such other rate as may be approved by the Director subject to a minimum of one loading and unloading space for each block of residential units erected or to be erected on the lot, such loading and unloading space to be located adjacent to or within each block of residential units. For the purpose of this sub-clause (a), a detached, semi-detached or terraced house which is intended for use as a single family residence shall not be regarded as a block of residential units. The decision of the Director as to what constitutes a detached, semi-detached or terraced house and whether such house constitutes or is intended for use as a single family residence shall be final and binding on the Purchaser.
- (b) Each of the spaces provided under sub-clause (a) of this Special Condition (as may be varied under Special Condition No. (20) of the Land Grant) shall measure 3.5 metres in width and 11.0 metres in length with a minimum headroom of 4.7 metres. Such spaces shall not be used for any purpose other than for the loading and unloading of goods vehicles in connection with the building or buildings erected or to be erected on the lot.

16 SUMMARY OF LAND GRANT

批地文件的摘要

16. Special Condition No.(19) stipulates that:

Spaces shall be provided within the lot to the satisfaction of the Director for the parking of bicycles belonging to the residents of the building or buildings erected or to be erected on the lot and their bona fide guests, visitors or invitees at a rate of one space for every 15 residential units or part thereof with the size of each residential unit in terms of gross floor area being less than 70 square metres or at such other rate as may be approved by the Director. For the purpose of this Special Condition, a detached, semi-detached or terraced house which is intended for use as a single family residence shall not be regarded as a residential unit. The decision of the Director as to what constitutes a detached, semi-detached or terraced house and whether such house constitutes or is intended for use as a single family residence shall be final and binding on the Purchaser.

17. Special Condition No.(20) stipulates that:

- (a) Notwithstanding Special Conditions Nos.(17)(a)(i), (17)(c)(i), (18)(a) and (19) of the Land Grant, the Purchaser may increase or reduce the respective numbers of spaces required to be provided under the said Special Conditions by not more than 5% provided that the total number of spaces so increased or reduced shall not exceed 50.
- (b) In addition to sub-clause (a) of this Special Condition, the Purchaser may increase or reduce the respective numbers of spaces required to be provided under Special Conditions Nos. (17)(a)(i)(I) and (17)(c)(i) of the Land Grant (without taking into account of the spaces calculated in sub-clause (a) of this Special Condition) by not more than 5%.

18. Special Conditions No.(21)(a) stipulate that:

The spaces to be provided within the lot in accordance with Special Conditions Nos. (17) and (18) of the Land Grant (as may be respectively varied under Special Condition No.(20) of the Land Grant) shall not be provided in any part or parts of the lot or in any part or parts of any building or buildings erected or to be erected on the lot other than below the ground level of the lot.

19. Special Condition No.(22) stipulates that:

- (a) Notwithstanding that these Conditions shall have been observed and complied with to the satisfaction of the Director, the Residential Parking Spaces and the Motor Cycle Parking Spaces shall not be:
 - (i) assigned except:
 - (I) together with undivided shares in the lot giving the right of exclusive use and possession of a residential unit or units in the building or buildings erected or to be erected on the lot; or
 - (II) to a person who is already the owner of undivided shares in the lot with the right of exclusive use and possession of a residential unit or units in the building or buildings erected or to be erected on the lot; or
 - (ii) underlet except to residents of the residential units in the building or buildings erected or to be erected on the lot

Provided that in any event not more than three in number of the total of the Residential Parking Spaces and the Motor Cycle Parking Spaces shall be assigned to the owner or underlet to the resident of any one residential unit in the building or buildings erected or to be erected on the lot.
- (b) Notwithstanding sub-clause (a) of this Special Condition, the Purchaser may, with the prior written consent of the Director, assign all the Residential Parking Spaces and the Motor Cycle Parking Spaces as a whole, but only to a wholly-owned subsidiary company of the Purchaser.
- (c) Sub-clause (a) of this Special Condition shall not apply to an assignment, underletting, mortgage or charge of the lot as a whole.
- (d) For the avoidance of doubt, sub-clauses (a) and (b) of this Special Condition shall not apply to the Parking Spaces for Disabled Persons.

20. Special Condition No.(23) stipulates that:

The spaces provided within the lot in accordance with Special Conditions Nos. (17)(a)(iii) and (18)(a) of the Land Grant (as may be varied under Special Condition No.(20) of the Land Grant), the Parking Spaces for Disabled Persons and the spaces provided within the lot in accordance with Special Condition No.(19) of the Land Grant (as may be varied under Special Condition No.(20) of the Land Grant) shall be designated as and form part of the Common Areas.

21. Special Condition No.(25) stipulates that:

- (a) Subject to sub-clause (b) of this Special Condition, the Purchaser shall have no right of ingress or egress to or from the lot for the passage of motor vehicles except between the points X and Y through Z as shown and marked on the plan annexed to the Land Grant or at such other points as may be approved in writing by the Director.
- (b) Prior to completion of the construction of the road fronting the lot, the Purchaser shall have no right of ingress or egress to or from the lot for the passage of motor vehicles except between such points as the Director shall specify. The decision of the Director as to when the construction of the said road shall have been completed shall be final and binding on the Purchaser. The Government of the Hong Kong Special Administrative Region (“the Government”) shall have no liability in respect of any loss, damage, nuisance or disturbance whatsoever caused to or suffered by the Purchaser or any other person arising out of or incidental to the construction of the said road, and no claim whatsoever shall be made against the Government by the Purchaser in respect of any such loss, damage, nuisance or disturbance.
- (c) Upon development or redevelopment of the lot, a temporary access for construction vehicles into the lot may be permitted in such position and subject to such conditions as may be imposed by the Director. Upon completion of the development or redevelopment, the Purchaser shall at his own expense within the time limit specified by the Director and in all respects to the satisfaction of the Director, reinstate the area or areas upon which the temporary access was constructed.

22. Special Condition No.(26) stipulates that:

The Purchaser shall not cut away, remove or set back any Government land adjacent to or adjoining the lot or carry out any building-up, filling-in or any slope treatment works of any kind whatsoever on any Government land except with the prior written consent of the Director who may, at his sole discretion, give his consent subject to such terms and conditions as he sees fit, including the grant of additional Government land as an extension to the lot at such premium as he may determine.

23. Special Conditions Nos.(27)(a), (c) and (d) stipulate that:

(a) Where there is or has been any cutting away, removal or setting back of any land, or any building-up or filling-in or any slope treatment works of any kind whatsoever, whether with or without the prior written consent of the Director, either within the lot or on any Government land, which is or was done for the purpose of or in connection with the formation, levelling or development of the lot or any part thereof or any other works required to be done by the Purchaser under these Conditions, or for any other purpose, the Purchaser shall at his own expense carry out and construct such slope treatment works, retaining walls or other support, protection, drainage or ancillary or other works as shall or may then or at any time thereafter be necessary to protect and support such land within the lot and also any adjacent or adjoining Government or leased land and to obviate and prevent any falling away, landslip or subsidence occurring thereafter. The Purchaser shall at all times during the term agreed to be granted by the Land Grant maintain at his own expense the said land, slope treatment works, retaining walls or other support, protection, drainage or ancillary or other works in good and substantial repair and condition to the satisfaction of the Director.

(c) In the event that as a result of or arising out of any formation, levelling, development or other works done by the Purchaser or owing to any other reason, any falling away, landslip or subsidence occurs at any time, whether in or from any land, within the lot or from any adjacent or adjoining Government or leased land, the Purchaser shall at his own expense reinstate and make good the same to the satisfaction of the Director and shall indemnify the Government, its agents and contractors from and against all costs, charges, damages, demands and claims whatsoever which shall or may be made, suffered or incurred through or by reason of such falling away, landslip or subsidence.

(d) In addition to any other rights or remedies provided in the Land Grant for breach of any of these Conditions, the Director shall be entitled by notice in writing to call upon the Purchaser to carry out, construct and maintain the said land, slope treatment works, retaining walls, or other support, protection, and drainage or ancillary or other works or to reinstate and make good any falling away, landslip or subsidence, and if the Purchaser shall neglect or fail to comply with the notice to the satisfaction of the Director within the period specified therein, the Director may forthwith execute and carry out any necessary works and the Purchaser shall on demand repay to the Government the cost thereof, together with any administrative or professional fees and charges.

24. Special Condition No.(28) stipulates that:

No rock crushing plant shall be permitted on the lot without the prior written approval of the Director.

25. Special Condition No.(29) stipulates that:

Where prestressed ground anchors have been installed, upon development or redevelopment of the lot or any part thereof, the Purchaser shall at his own expense carry out regular maintenance and regular monitoring of the prestressed ground anchors throughout their service life to the satisfaction of the Director and shall supply to the Director such reports and information on all such monitoring works as the Director may from time to time in his absolute discretion require. If the Purchaser shall neglect or fail to carry out the required monitoring works, the Director may forthwith execute and carry out the monitoring works and the Purchaser shall on demand repay to the Government the cost thereof.

26. Special Condition No.(30) stipulates that:

(a) In the event of earth, spoil, debris, construction waste or building materials (hereinafter referred to as “the waste”) from the lot, or from other areas affected by any development of the lot being eroded, washed down or dumped onto public lanes or roads or into or onto road-culverts, foreshore or seabed, sewers, storm-water drains or nullahs or other Government properties (hereinafter referred to as “the Government properties”), the Purchaser shall at his own expense remove the waste from and make good any damage done to the

Government properties. The Purchaser shall indemnify the Government against all actions, claims and demands arising out of any damage or nuisance to private property caused by such erosion, washing down or dumping.

(b) Notwithstanding sub-clause (a) of this Special Condition, the Director may (but is not obliged to), at the request of the Purchaser, remove the waste from and make good any damage done to the Government properties and the Purchaser shall pay to the Government on demand the cost thereof.

27. Special Condition No.(31) stipulates that:

The Purchaser shall take or cause to be taken all proper and adequate care, skill and precautions at all times, and particularly when carrying out construction, maintenance, renewal or repair work (hereinafter referred to as “the Works”), to avoid causing any damage, disturbance or obstruction to any Government or other existing drain, waterway or watercourse, water main, road, footpath, street furniture, sewer, nullah, pipe, cable, wire, utility service or any other works or installations being or running upon, over, under or adjacent to the lot or any part thereof (hereinafter collectively referred to as “the Services”). The Purchaser shall prior to carrying out any of the Works make or cause to be made such proper search and enquiry as may be necessary to ascertain the present position and levels of the Services, and shall submit his proposals for dealing with any of the Services which may be affected by the Works in writing to the Director for his approval in all respects, and shall not carry out any work whatsoever until the Director shall have given his written approval to the Works and to such aforesaid proposals. The Purchaser shall comply with and at his own expense meet any requirements which may be imposed by the Director in respect of the Services in granting the aforesaid approval, including the cost of any necessary diversion, relaying or reinstatement. The Purchaser shall at his own expense and in all respects repair, make good and reinstate to the satisfaction of the Director any damage, disturbance or obstruction caused to the lot or any of the Services in any manner arising out of the Works (except for nullah, sewer, storm-water drain or water main, the making good of which shall be carried out by the Director, unless the Director elects otherwise, and the Purchaser shall pay to the Government on demand the cost of such works). If the Purchaser fails to carry out any such necessary diversion, relaying, repairing, making good and reinstatement of the lot or any part thereof or of any of the Services to the satisfaction of the Director, the Director may carry out any such diversion, relaying, repairing, making good or reinstatement as he considers necessary and the Purchaser shall pay to the Government on demand the cost of such works.

28. Special Condition No.(32) stipulates that:

- (a) The Purchaser shall construct and maintain at his own expense and to the satisfaction of the Director such drains and channels, whether within the boundaries of the lot or on Government land, as the Director may consider necessary to intercept and convey into the nearest stream-course, catchpit, channel or Government storm-water drain all storm-water or rain-water falling or flowing on to the lot, and the Purchaser shall be solely liable for and shall indemnify the Government and its officers from and against all actions, claims and demands arising out of any damage or nuisance caused by such storm-water or rain-water.
- (b) The works of connecting any drains and sewers from the lot to the Government storm-water drains and sewers, when laid and commissioned, may be carried out by the Director who shall not be liable to the Purchaser for any loss or damage thereby occasioned and the Purchaser shall pay to the Government on demand the cost of such connection works. Alternatively, the said connection works may be carried out by the Purchaser at his own expense to the satisfaction of the Director and in such case any section of the said connection works which is constructed within Government land shall be maintained by the Purchaser at his own cost and upon demand be handed over by the Purchaser to the Government for future maintenance thereof at the expense of the Government and the Purchaser shall pay to the Government on demand the cost of the technical audit in respect of the said connection works. The Director may, upon failure of the Purchaser to maintain any section of the said connection works which is constructed within Government land, carry out such maintenance works as he considers necessary and the Purchaser shall pay to the Government on demand the cost of such works.

29. Special Condition No.(35) stipulates that:

No grave or columbarium shall be erected or made on the lot, nor shall any human remains or animal remains whether in earthenware jars, cinerary urns or otherwise be interred therein or deposited thereon.

30. Special Condition No.(37) stipulates that:

- (a) The Purchaser shall on or before the 30th day of June 2022* or such other date as may be approved by the Director, at his own expense:

- (i) submit or cause to be submitted to the Water Authority for his approval in writing a proposal for providing and installing automatic meter reading (hereinafter referred to as "AMR") outstation or outstations which proposal shall contain, among others, such information and particulars as the Water Authority may require including but not limited to a layout plan showing the location of the AMR outstation or outstations to be provided and installed in accordance with sub-clause (a)(ii) of this Special Condition, the arrangement and the associated details of the AMR equipment for building up the AMR outstation or outstations, and the area or space designated for accommodating the AMR equipment; and

- (ii) provide and install the AMR outstation or outstations as approved by the Water Authority under sub-clause (a)(i) of this Special Condition (hereinafter referred to as "the AMR Outstation(s)", which expression shall, for the avoidance of doubt, include the necessary cable conduits, cables, an AMR panel in which the AMR equipment are installed and other facilities and equipment as the Water Authority may require or approve) in all respects to the satisfaction of the Water Authority.

- (b) The Purchaser shall not commence any works for providing and installing the AMR Outstation(s) until the proposal referred to in sub-clause (a)(i) of this Special Condition shall have been approved by the Water Authority.

- (c) The Purchaser shall throughout the term agreed to be granted by the Land Grant, at his own expense and in all respects to the satisfaction of the Water Authority, upkeep, maintain, repair and manage the AMR Outstation(s) in good repair and operational condition until such time as the same shall have been delivered to the Water Authority in accordance with sub-clause (g) of this Special Condition.

- (d) The Water Authority shall, at any time at his absolute discretion, have the right to serve upon the Purchaser a notice in writing requiring the Purchaser to demolish or remove the objects or materials placed over, above or below, or stacked on or within, the area or space designated for accommodating the AMR Outstation(s) and such objects or materials which in the opinion of the Water Authority (whose opinion shall be final and binding on the Purchaser) prevent or disrupt the accommodation, operation and maintenance of the AMR Outstation(s). The Purchaser shall upon receipt of such written notice, at his own expense, demolish or remove the objects or materials and reinstate and repair the area or space affected by the demolition or removal within such period as stipulated in

such written notice and in all respects to the satisfaction of the Water Authority.

- (e) In the event of non-fulfilment of any of the Purchaser's obligations under this Special Condition, the Water Authority may carry out the necessary works at the cost of the Purchaser who shall pay to the Water Authority on demand a sum equal to the cost thereof, such sum to be determined by the Water Authority whose determination shall be final and binding on the Purchaser.

- (f) The Purchaser shall, at all times throughout the term agreed to be granted by the Land Grant, permit the Water Authority and its officers, contractors, agents and workmen and any persons authorized by the Water Authority with or without tools, equipment, plant, machinery or motor vehicles the right of free and unrestricted ingress, egress and regress to, from and through the lot or any part or parts thereof and any building or buildings erected or to be erected thereon for the purposes of:

- (i) inspecting and checking any works to be carried out in accordance with sub-clauses (a)(ii), (c) and (d) of this Special Condition;

- (ii) carrying out any works in accordance with sub-clause (e) of this Special Condition; and

- (iii) inspecting, operating, maintaining, repairing and renewing the AMR Outstation(s) after the AMR Outstation(s) shall have been delivered to the Water Authority in accordance with sub-clause (g) of this Special Condition.

- (g) The Purchaser shall when called upon to do so by the Water Authority and within such time as may be specified by the Water Authority deliver the AMR Outstation(s) to the Water Authority without any payment or compensation provided always that the Water Authority shall be under no obligation to take possession of the AMR Outstation(s) at the request of the Purchaser but may do so as and when it in its absolute discretion sees fit.

- (h) The Government, the Water Authority, its officers, contractors, agents and workmen and any persons authorized by the Water Authority shall have no liability in respect of any loss, damage, nuisance or disturbance whatsoever caused to or suffered by the Purchaser arising out of or incidental to the

16 SUMMARY OF LAND GRANT

批地文件的摘要

fulfilment of the Purchaser's obligations under sub-clauses (a) (ii), (c), (d) and (f) of this Special Condition or the carrying out, inspecting, checking and supervising of the works under sub-clause (e) of this Special Condition or the exercise by the Government, the Water Authority, its officers, contractors, agents and workmen and any persons authorized by the Water Authority of any of the rights conferred under sub-clause (f) of this Special Condition, and no claim whatsoever shall be made against any of them by the Purchaser in respect of any such loss, damage, nuisance or disturbance.

- (i) The Purchaser shall at all times indemnify and keep indemnified the Government, the Water Authority and its officers, contractors, agents and workmen and any person authorized by the Water Authority under sub-clause (h) of this Special Condition from and against all liabilities, losses, damages, expenses, claims, costs, charges, demands, actions and proceedings whatsoever arising whether directly or indirectly out of or in connection with the provision, installation, repair, maintenance and management of the AMR Outstation(s) or in connection with the works under sub-clause (e) of this Special Condition.
- (j) For the purpose of sub-clauses (a), (b), (c) and (g) of this Special Condition, the expression "Purchaser" shall exclude his assigns.

Remarks:

The expression "Purchaser" as mentioned in this section means the purchaser under the Land Grant and where the context so admits or requires includes his executors, administrators and assigns and in case of a corporation its successors and assigns.

*Note: The dates in Special Conditions Nos.(2), (17)(e)(i) and (37)(a) have been amended to the 31st day of December 2022 pursuant to the letter from the District Lands Office / Kowloon East of the Lands Department dated 23rd October 2020.

1. 發展項目位於新九龍內地段第6563號。

2. 新九龍內地段第6563號(「該地段」)乃根據2017年4月12日訂立並在土地註冊處註冊為賣地條件第20300號之賣地協議及條件(「批地文件」)持有，租期由2017年4月12日起計50年。

3. 一般條款第7條規定：

(a) 買方須在整個租契年期期間按批地文件的一般條款和特別條款(「該等條款」)就已建或重建(該詞指本一般條款第(b)款預期的重新發展)的建築物：

(i) 按經批准的設計及佈局及任何經批准的建築圖則保養一切建築物，不得對其作出修訂或更改；及

(ii) 根據該等條款或任何將來的合約修訂保養一切已建或今後可能搭建的一切建築物，使其處於良好及修繕妥當的狀態直至租契年期屆滿或提前終止時交還此等建築物。

(b) 倘若在租契年期期間的任何時候清拆當時在該地段或其中任何部分上面的任何建築物，買方須興建相同類型和不少於現有總樓面面積的良好及堅固的一幢或多幢建築物或經地政總署署長(「署長」)批准的類型及價值的一幢或多幢建築物作為代替。如果進行上述清拆，買方須在上述清拆的一個曆月內向署長申請其同意進行重新發展該地段的建築工程，並在收到上述同意後必須在三個曆月內開展重建工程及在署長規定的期限內完成該等重新發展工程，使署長滿意。

4. 特別條款第(2)條規定：

買方須在一切方面符合該等條款及目前或任何時候在香港生效的所有有關建築、衛生及規劃之法例、附例及規例之規定發展該地段，在該地段上興建一幢或多幢建築物，並於2022年6月30日*或之前完工和使其適宜佔用。

5. 特別條款第(3)條規定：

該地段或其中任何部分或在其上已建或擬建的任何建築物或建築物的任何部分不得用作私人住宅用途以外的任何用途。

6. 特別條款第(5)(a)條規定：

未經署長的事先書面同意，

(i) 不得在批地文件夾附的圖則上以粉紅色加黑斜線顯示之該地段的部分(以下簡稱「粉紅色加黑斜線範圍」)內的地面或地面之上搭建或建造任何建築物、構築物或任何建築物或構築物的承托物或伸展物，除了下列項目：

(I) 圍牆或圍欄或兩者，但倘若該等圍牆或圍欄或兩者面向在批地文件夾附的圖則上顯示並標明A與B點、B與C點及D與C點之間的任何行人街道或路徑，該等圍牆或圍欄或兩者須在一切方面使署長滿意的方式搭建或建造，使從相鄰行人街道或路徑的一般平整水平以上一米起，沿水平面的每一延長米的視覺和實際的孔隙率不少於50%；及

(II) 園景裝飾及相關設施；及

(ii) 不得在粉紅色加黑斜線範圍地面以下的粉紅色加黑斜線範圍內搭建或建造建築物或構築物，除了批地文件特別條款第(7)、(10)、(11)及(12)條分別提述的康樂設施、看守員及管理員的辦公設施、看守員及管理員的宿舍及業主立案法團或業主委員會的辦公設施和按批地文件特別條款第(17)、(18)、(19)條(可根據批地文件特別條款第(20)條規定更改)提供的停車位。

7. 特別條款第(6)條規定：

即使有批地文件特別條款第(3)、(4)(a)(iii)和(4)(a)(iv)條分別准許的用途限制、所有總樓面面積和總上蓋面積，買方可使用根據該等條款在該地段上已建或擬建的一幢或多幢建築物之一個或多個部分，並在該地段上之一個或多個部分搭建獨立的臨時建築物，作為售樓處及示範單位和用以進行推銷按該等條款在該地段上已建或擬建的一幢或多幢建築物或其一個或多個部分的相關市場推廣活動，惟上述售樓處及示範單位及相關市場推廣活動的規模和運作期限須經署長的事先書面批准。

8. 特別條款第(7)條規定：

(a) 買方可在該地段內搭建、建造及提供署長書面批准的康樂設施及其附屬設施(以下簡稱「該等設施」)。該等設施的類型、大小、設計、高度及佈局亦須經署長的事先書面批准。

(b) 在計算批地文件特別條款第(4)(a)(iii)和(4)(a)(iv)條分別規定的總樓面面積和上蓋面積時，並受限於批地文件特別條款第(34)(d)條的規定，若根據本特別條款第(a)款在該地段內提供的該等設施之任何部分乃供該地段上已建或擬建的一幢或多幢住宅大廈的住客及其真正訪客共同使用和享用的，該等設施的該等部分將不予計算在內。該等設施的餘下部分若署長認為不屬於上述使用，則應列入上述計算之內。

(c) 倘若該等設施之任何部分根據本特別條款第(b)款獲豁免列入總樓面面積和上蓋面積的計算(以下簡稱「獲豁免設施」)：

(i) 獲豁免設施須指定為並構成批地文件特別條款第(14)(a)(v)條提述的公用地方之一部分；

(ii) 買方須自費保養獲豁免設施，使其保持良好及修繕妥當的狀態並須運作獲豁免設施，使署長滿意；及

(iii) 獲豁免設施僅供該地段上已建或擬建的一幢或多幢住宅大廈的住客及其真正訪客使用，任何其他人士或人等不得使用。

9. 特別條款第(8)條規定：

未經署長事先書面同意，不得移除或干擾在該地段或毗連範圍內生長的樹木。署長在授予同意時，可以就樹木移植、補償性園景美化或重植，施加他認為合適的條件。

16 SUMMARY OF LAND GRANT 批地文件的摘要

10. 特別條款第(9)(a)、(b)(i)至(iv)、(c)及(d)條規定：

- (a) 買方須自費向署長提交一份園景圖則，表明根據本特別條款第(b)款規定擬在該地段內提供園景工程的位置、佈局及規劃，以供署長審批。
- (b) (i) 該地段須有不少於30%面積種植樹木、灌叢或其他植物。
- (ii) 本特別條款第(b)(i)款所提述的30%面積中，須有不少於66%(以下簡稱「綠化範圍」)設於署長可全權酌情決定的位置或水平，以確保綠化範圍可見於行人或可供進入該地段的任何人士或人等通行。
- (iii) 在不影響本特別條款第(b)(ii)款之規定下，綠化範圍或其中任何部分應設置在粉紅色加黑斜線範圍內面向行人街道或路徑之該等部分，並設置予批地文件夾附的圖則上顯示並標明的A與B點和D與C點之間離該地段邊界起3米內的位置和標明的B與C點之間離該地段邊界起5米內的位置。
- (iv) 該地段上任何已建或擬建的一幢或多幢建築物的天台面積中須有不少於20%構成本特別條款第(b)(i)款所提述的30%的一部分。
- (c) 買方須按照經批准的園景圖則，自費在該地段進行園景工程，在一切方面使署長滿意，如非獲署長事先書面同意，不得對經批准的園景圖則作任何修改、更改、改動、改變或取代。
- (d) 買方其後須自費保養及維持園景工程，使其處於安全、清潔、整齊、整潔及健康的狀態，在一切方面使署長滿意。

11. 特別條款第(10)(a)條規定：

該地段內可提供看守員或管理員或兩者一併使用的辦公設施，惟受限於以下條件：

- (i) 署長認為該等辦公設施對於該地段上已建或擬建的一幢或多幢建築物的安全、保安及良好管理是必要的；

- (ii) 該等設施不得用作該地段內全面及必要聘用的看守員或管理員或兩者的辦公設施以外的任何用途；及

- (iii) 該等設施的位置須事先經署長書面批准。

就本第(a)款而言，辦公設施不得設於該地段上擬供或經修改作為單一家庭住宅之用的任何建築物內。署長就一幢建築物是否構成單一家庭住宅或擬供單一家庭住宅之用作出的決定將為最終的及對買方有約束力。

12. 特別條款第(11)(a)條規定：

該地段內可提供看守員或管理員或兩者一併使用的宿舍，惟受限於以下條件：

- (i) 該等宿舍須設於該地段上已建的其中一座住宅單位大廈內或署長書面批准的其他位置；及
- (ii) 該等宿舍不得用作該地段內全面及必要聘用的看守員或管理員或兩者的住宿處設施以外的任何用途。

就本第(a)款而言，宿舍不得設於該地段上擬供或經修改作為單一家庭住宅之用的任何建築物內。署長就一幢建築物是否構成單一家庭住宅或擬供單一家庭住宅之用作出的決定將為最終的及對買方有約束力。

13. 特別條款第(12)(a)條規定：

該地段內可提供一個辦事處供業主立案法團或業主委員會使用，前提是：

- (i) 該辦事處不得用作就該地段和其上已建或擬建的建築物而成立或擬成立的業主立案法團或業主委員會開會和辦理行政工作以外的任何用途；及
- (ii) 該辦事處的位置須首先經署長書面批准。

14. 特別條款第(17)條規定：

- (a) (i) 該地段內須提供停車位，以供停泊根據《道路交通條例》、其下的任何規例及任何修訂法例領有牌照，並屬於該地段上已建或擬建的一幢或多幢建築物的住客及其真正賓客、訪客或被邀請者的車輛(以下簡稱「住宅停車位」)，令署長滿意，車位數目比例如下：

- (I) 如該地段範圍內建有一座或多座住宅單位大廈(擬作單一家庭住所之用的一座或多座獨立屋、半獨立屋或排屋除外)，除非署長同意採用有別於下表所列的比例或數目，須根據下表所列就已建或擬建於該地段上的每個住宅單位的面積分別計算的比例：

每個住宅單位的面積	提供住宅停車位的數目
少於40平方米	每22個住宅單位或其部分1個停車位
不少於40平方米但少於70平方米	每12個住宅單位或其部分1個停車位
不少於70平方米但少於100平方米	每4個住宅單位或其部分1個停車位
不少於100平方米但少於160平方米	每1.4個住宅單位或其部分1個停車位
不少於160平方米	每1個住宅單位1個停車位

- (II) 如該地段內已提供擬作單一家庭住所之用的一座或多座獨立屋、半獨立屋或排屋，比例如下：

- (A) 每座總樓面面積少於160平方米的上述房屋提供1個停車位；
- (B) 每座總樓面面積不少於160平方米但少於220平方米的上述房屋提供1.5個停車位，前提是如根據本第(a)(i)(II)(B)款而須提供的停車位數目含有小數位，則進位至下一個整數；及
- (C) 每座總樓面面積不少於220平方米的上述房屋提供2個停車位。

就本第(a)(i)款而言，署長就何謂獨立屋、半獨立屋或排屋和該房屋是否構成單一家庭住所或擬作單一家庭住所之用而作出的決定為最終的及對買方有約束力。

(ii) 就本特別條款第(a)(i)(I)款而言，根據本特別條款第(a)(i)(I)款提供的住宅停車位總數須為根據本特別條款第(a)(i)(I)款中列表依據每個住宅單位的面積分別計算的住宅停車位的分別數目之總和。就該等條款而言，「每個住宅單位的面積」一詞就總樓面面積而言指以下(I)與(II)之和：

(I) 一個由其住客專屬使用及享用的住宅單位之總樓面面積，須由該單位圍牆或矮牆外側開始量度，除非該等圍牆分隔兩個毗連單位則屬例外(於該情況下須由該等圍牆中間開始量度)，並要一併量度單位內的內部間隔牆及支柱，但為免存疑，不包括該單位內沒有列入計算批地文件特別條款第(4)(a)(iii)條訂明的總樓面面積的所有樓面面積；及

(II) 一個住宅單位按比例分攤的住宅公用地方(按下文定義)總樓面面積，即在各個住宅單位圍牆以外供已建或擬建於該地段上的一幢或多幢建築物的住客共同使用與共有的住宅公用地方(該住宅公用地方以下簡稱「住宅公用地方」)之總樓面面積，但為免存疑，不包括沒有列入計算批地文件特別條款第(4)(a)(iii)條訂明的總樓面面積的所有樓面面積，在計算時依照下列公式分攤予各住宅單位：

$$\frac{\text{住宅公用地方所有總樓面面積}}{\text{依照本特別條款第(a)(ii)(I)款計算有關一個住宅單位之總樓面面積}} \times \frac{\text{依照本特別條款第(a)(ii)(I)款計算所有住宅單位之所有總樓面面積}}{\text{依照本特別條款第(a)(ii)(I)款計算有關一個住宅單位之總樓面面積}}$$

(iii) 該地段內須按照下列比例提供額外的停車位，以供停泊根據《道路交通條例》、其下的任何規例及任何修訂法例領有牌照，並屬於已建或擬建於該地段的一幢或多幢建築物住客之真正賓客、訪客或被邀請者的車輛，令署長滿意，惟地段內須提供最少2個該等額外停車位：

(I) 如果已建或擬建於該地段上任何一座住宅單位大廈中提供超過75個住宅單位，每座住宅單位大廈3個停車位；或

(II) 署長批准的其他比例。

就本特別條款第(a)(iii)款而言，擬作單一家庭住所之用的獨立屋、半獨立屋或排屋不得視為一座住宅單位大廈。署長就何謂獨立屋、半獨立屋或排屋和該房屋是否構成單一家庭住或擬作單一家庭住住所之用作出的決定為最終的及對買方有約束力。

(iv) 根據本特別條款第(a)(i)款(可根據批地文件特別條款第(20)條規定更改)和第(a)(iii)款提供的停車位除用作本特別條款分別訂明的用途外，不得用作任何其他用途，尤其是該等停車位不得用作存放、展示或展覽汽車作出售或其他用途或提供汽車清潔及美容服務。

(b) (i) 買方須遵照建築事務監督的規定和批准，在根據本特別條款第(a)(i)(I)款(可根據批地文件特別條款第(20)條規定更改)及第(a)(iii)款提供的停車位中，保留及指定一定數目的停車位供《道路交通條例》、其下的任何規例和任何修訂法例界定的傷殘人士停泊車輛(該等保留或指定的停車位以下簡稱「傷殘人士停車位」)惟根據本特別條款第(a)(iii)款提供的停車位中須至少保留及指定一個停車位作傷殘人士停車位，惟買方不得將所有根據本特別條款第(a)(iii)款提供的停車位保留或指定為傷殘人士停車位。

(ii) 傷殘人士停車位除供《道路交通條例》、其下任何規例和任何修訂法例界定的傷殘人士停泊屬於已建或擬建於該地段上的一幢或多幢建築物之住客及其真正賓客、訪客或被邀請者的車輛外，不得用作任何其他用途，尤其不可用作存放、展示或展覽汽車作出售或其他用途或提供汽車清潔及美容服務。

(c) (i) 該地段內須按照已建或擬建於該地段上的一幢或多幢建築物內每100個住宅單位或其部分提供一個停車位的比例或署長批准的其他比例提供停車位，以供停泊根據《道路交通條例》、其下任何規例和任何修訂法例領有牌照，並屬於已建或擬建於該地段上的一幢或多幢建築物之住客及其真正賓客、訪客或被邀請者的

電單車(以下簡稱「電單車停車位」)，令署長滿意。就本第(c)(i)款而言，擬作單一家庭住所之用的獨立屋、半獨立屋或排屋不得視為一個住宅單位。署長就何謂獨立屋、半獨立屋或排屋和該房屋是否構成單一家庭住所或擬作單一家庭住住所之用而作出的決定為最終的及對買方有約束力。

(ii) 電單車停車位(可根據批地文件特別條款第(20)條規定更改)除用作本特別條款第(c)(i)款訂明的用途外，不得用作任何其他用途，尤其是該等停車位不得用作存放、展示或展覽汽車作出售或其他用途或提供汽車清潔及美容服務。

(d) (i) 除傷殘人士停車位外，每個根據本特別條款第(a)(i)款(可根據批地文件特別條款第(20)條規定更改)和第(a)(iii)款提供的停車位必須為2.5米闊及5.0米長，最低淨空高度為2.4米。

(ii) 每個傷殘人士停車位的尺寸必須為建築事務監督所要求及批准的。

(iii) 每個電單車停車位(可根據批地文件特別條款第(20)條規定更改)必須為1.0米闊及2.4米長，最低淨空高度為2.4米或署長批准的其他最低淨空高度。

(iv) 每個根據批地文件特別條款第(19)條提供的停車位(可根據批地文件特別條款第(20)條規定更改)須為署長書面批准的尺寸。

(e) 買方須：

(i) 在2022年6月30日*或署長批准的其他日期當日或之前自費按機電工程署署長滿意的標準及設計，及在一切方面符合《建築物條例》和《電力條例》、其下各自的任何規例和任何修訂法例：

(I) 在所有按本特別條款第(a)、(b)及(c)款提供的停車位提供與安裝電動車輛的充電設施，包括但不限於固定電力裝置和安裝最終電路；及

(II) 在按本特別條款第(a)和(b)款提供的停車位中不少於30%的停車位提供與安裝電動車輛中速充電器，包括本特別條款第(e)(i)(I)款提述的最終電路，使上述每個停車位至少配有一個電動車輛中速充電器；及

(ii) 在批地文件授予的租契年期期間自費及以在一切方面使機電工程署署長滿意的方式維護、保養、維修及管理按本特別條款第(e)(i)(I)和(e)(i)(II)款要求提供與安裝的充電設備和電動車輛中速充電器，使其處於妥善維修及運作良好的狀態。

15. 特別條款第(18)條規定：

(a) 該地段內須提供停車位供貨車裝卸貨物，比例為已建或擬建於該地段上的一幢或多幢建築物每800個住宅單位或其部分設置一個停車位或署長批准的其他比例，令署長滿意，惟已建或擬建於該地段上的每座住宅單位大廈最少須設置一個裝卸貨物之停車位，該等裝卸貨物之停車位須位於每座住宅單位大廈的附近或之內。就本第(a)款而言，擬作單一家庭住所之用的獨立屋、半獨立屋或排屋不得視為一座住宅單位大廈。署長就何謂獨立屋、半獨立屋或排屋和該房屋是否構成單一家庭住所或擬作單一家庭住所之用而作出的決定為最終的及對買方有約束力。

(b) 每個根據本特別條款第(a)款(可根據批地文件特別條款第(20)條規定更改)提供的停車位必須為3.5米闊及11.0米長，最低淨空高度為4.7米。該等停車位除用作與已建或擬建於該地段上的一幢或多幢建築物相關的貨車裝卸貨物外，不得用作任何其他用途。

16. 特別條款第(19)條規定：

該地段內須提供停車位，以供停泊屬於已建或擬建於該地段上的一幢或多幢建築物的住客及其真正賓客、訪客或被邀請者的單車，令署長滿意，比例為每15個總樓面面積少於70平方米的住宅單位或其部分一個停車位或署長批准的其他比例。就本特別條款而言，擬作單一家庭住所之用的獨立屋、半獨立屋或排屋不得視為一個住宅單位。署長就何謂獨立屋、半獨立屋或排屋和該房屋是否構成單一家庭住所或擬作單一家庭住所之用而作出的決定為最終的及對買方有約束力。

17. 特別條款第(20)條規定：

(a) 即使批地文件特別條款第(17)(a)(i)、(17)(c)(i)、(18)(a)及(19)條另有規定，買方可增加或減少上述特別條款要求提供的各停車位數目，幅度不超過5%，惟所增加或減少的總停車位數目不得超過50。

(b) 除了本特別條款第(a)款規定外，買方可額外增加或減少批地文件特別條款第(17)(a)(i)(I)和(17)(c)(i)條要求提供的各停車位數目(本特別條款第(a)款所計算的停車位不計其中)，幅度不超過5%。

18. 特別條款第(21)(a)條規定：

在該地段內按批地文件特別條款第(17)和(18)條(可分別根據批地文件特別條款第(20)條規定更改)要求提供的停車位，除在該地段的地面水平以下提供外，不得在該地段的任何一個或多個部分或在已建或擬建於該地段上的一幢或多幢建築物的任何一個或多個部分提供。

19. 特別條款第(22)條規定：

(a) 儘管已按署長滿意的方式履行和遵守該等條款，住宅停車位及電單車停車位不得：

(i) 轉讓，除非：

(I) 連同該地段的不分割份數連同獨家使用和佔用在該地段已建或擬建的一幢或多幢建築物的一個或多個住宅單位的權利一併轉讓；或

(II) 受讓人已經持有該地段的不分割份數連同獨家使用和佔用在該地段已建或擬建的一幢或多幢建築物的一個或多個住宅單位的權利；或

(ii) 出租，除非租予已建或擬建於該地段上的一幢或多幢建築物內之住宅單位的住客

惟於任何情況下，不得向已建或擬建於該地段上的一幢或多幢建築物內任何一個住宅單位的業主轉讓或向已建或

擬建於該地段上的一幢或多幢建築物內任何一個住宅單位的住客出租總共多過三個住宅停車位及電單車停車位。

(b) 即使本特別條款第(a)款另有規定，經署長的事先書面同意，買方可以將所有住宅停車位及電單車停車位整體轉讓，惟僅可轉讓予買方的一個全資擁有的附屬公司。

(c) 本特別條款第(a)款不適用於轉讓、分租、按揭或抵押整個該地段。

(d) 為免存疑，本特別條款第(a)和(b)款不適用於傷殘人士停車位。

20. 特別條款第(23)條規定：

按批地文件特別條款第(17)(a)(iii)和(18)(a)條(可根據批地文件特別條款第(20)條規定更改)在該地段內提供的停車位、傷殘人士停車位及按批地文件特別條款第(19)條(可根據批地文件特別條款第(20)條規定更改)在該地段內提供的停車位須指定為及構成公用地方之部分。

21. 特別條款第(25)條規定：

(a) 受限於本特別條款第(b)款，買方無權使用車輛進出該地段，除非通過在批地文件夾附的圖則上顯示並標明的X點和Y點之間的Z點位置或署長書面批准的其他地點。

(b) 在面向該地段的道路建築竣工前，買方無權使用車輛進出該地段，除非在署長指明的地點之間通過。署長就該道路建築何時竣工作出的決定為最終的及對買方有約束力，香港特別行政區政府(「政府」)對建造該道路而產生或附帶造成買方或令任何其他人士蒙受任何損失、損害、滋擾或干擾，毋須承擔任何責任，買方不得就任何該等損失、損害、滋擾或干擾向政府提出索償。

(c) 當發展或重新發展該地段時，建築車輛可在署長指定的位置及受制於署長可施加的條件獲准一條臨時通道進出該地段。當完成發展或重新發展後，買方須自費在署長指明的時限內修復作為該臨時通道所建於的一個或多個區域，並在一切方面使署長滿意。

22. 特別條款第(26)條規定：

除非獲署長事先書面同意，買方不得分割、移除或後移毗鄰或毗連該地段的任何政府土地或在任何政府土地上進行任何堆積、堆填或任何類型的斜坡整理工程，署長可全權酌情作出同意並施加其認為合適的任何條款及條件，包括以其可決定的地價批出額外的政府土地作為該地段的延伸。

23. 特別條款第(27)(a)、(c)及(d)條規定：

(a) 如果任何土地存在或已經被分割、移除或後移或堆積或堆填或進行任何類型的斜坡整理工程，不論有否經署長事先書面同意，亦不論是在該地段內或任何政府土地內，旨在或關於構建、平整或開發該地段或其中任何部分或買方按該等條款需要進行的任何其他工程或作任何其他用途，買方須自費進行與修建該等斜坡整理工程、護土牆或其他支撐物、保護物、排水或附屬工程或今後成為必要的其他工程，以便保護與承托該地段和任何毗鄰或毗連政府土地或出租土地內的泥土，避免與防止今後發生任何塌方、山泥傾瀉或地陷。買方須在批地文件授予的租契年期間自費保養該土地、斜坡整理工程、護土牆或其他承托物、保護物、排水或附屬工程或其他工程，使其處於良好及修繕妥當的狀態，並使署長滿意。

(c) 倘若因為任何構建、平整、開發或買方進行其他工程或因任何其他原因造成任何時候發生塌方、山泥傾瀉或地陷，不論發生在或來自該地段任何土地或任何毗鄰或毗連政府土地或出租土地，買方須自費進行修復或彌補，使署長滿意並對上述塌方、山泥傾瀉或地陷造成政府、其代理人及承辦商承受、遭受或產生一切費用、收費、損害賠償、要求及索償作出彌償。

(d) 除了批地文件規定對違反該等條款所提供的任何其他權利或濟助外，署長有權發出書面通知要求買方進行、修建及保養該土地、斜坡整理工程、護土牆或其他承托物、保護物及排水或附屬工程或其他工程或修復與彌補任何塌方、山泥傾瀉或地陷。如果買方不理會或未能在通知指定的時期內執行該通知要求，並使署長滿意，署長可立即執行與進行任何必要工程。買方須在被要求時償還政府因此產生的費用連同任何行政費或專業費用及開支。

24. 特別條款第(28)條訂明：

未經署長事先書面批准，不得在該地段使用碎石機。

25. 特別條款第(29)條規定：

如果在發展或重新發展該地段或其中任何部分時已安裝預應力地錨，買方須自費在預應力地錨的服務年限期間定期保養與檢查預應力地錨，使署長滿意，並在署長可不時全權酌情要求時提供上述所有檢驗工程的報告和資料給署長。如果買方不理會或未能進行上述要求的檢驗工程，署長可立即執行與進行上述檢驗工程。買方須在被要求時償還政府因此產生的費用。

26. 特別條款第(30)條規定：

(a) 倘若從該地段或其他受發展該地段所影響的區域的泥土、廢土、瓦礫、建築廢料或建築物料(以下簡稱「該等廢料」)侵蝕、沖洗或傾倒到公共巷徑或道路上或路旁暗渠、前濱或海床、污水渠、雨水渠或明渠或其他政府財產(以下簡稱「政府財產」)，買方須自費清理該等廢料並修復對政府財產造成的損壞。買方須對上述侵蝕、沖洗或傾倒對私人財產造成的任何損壞或滋擾而引致的一切訴訟、索償及要求彌償政府。

(b) 即使本特別條款第(a)款另有規定，署長可以(但沒有義務)應買方要求清理該等廢料和修復對政府財產造成的損壞，買方須在被要求時支付予政府因此產生的費用。

27. 特別條款第(31)條規定：

買方須在任何時候，特別是在任何建築、保養、翻新或維修工程(以下簡稱「該等工程」)期間，採取或促使他人採取一切適當及充分的謹慎、技巧及預防措施，以避免對該地段或其中任何部分上面、之上、之下或毗鄰的任何政府擁有或其他現存排水渠、水路或水道、總水管、道路、行人路、街道設施、污水渠、明渠、管道、電纜、電線、公用事業服務或任何其他工程或裝置(以下統稱「該等服務設施」)造成任何損壞、干擾或阻礙。買方在進行任何該等工程之前須進行或促使他人進行適當的搜索及查詢，確定該等服務設施的位置及水平，及須就如何處理或會受該等工程影響之任何該等服務設施向署長提交建議書，供其就各方面審批，但必須在取得署長對該等

工程及上述建議書作出的書面批准後才能進行任何工程。買方須履行署長對該等服務設施的任何要求和承擔因此而支出的費用，包括所需的改道、重鋪或修復的費用。買方必須自費在一切方面維修、彌補及修復以任何方式進行該等工程對該地段或任何該等服務設施造成的任何損壞、干擾或阻礙(除非署長另作選擇，否則明渠、污水渠、雨水渠或總水管的修復須由署長進行，買方須應要求時向政府支付上述工程的費用)，使署長滿意。如果買方未能對該地段或其任何部分或任何該等服務設施進行上述必要的改道、重鋪、維修、彌補及修復工程，使署長滿意，署長可進行他認為必要的改道、重鋪、維修、修復或彌補工程，買方須在被要求時向政府支付上述工程的費用。

28. 特別條款第(32)條規定：

(a) 買方須自費建造與保養該地段邊界內或政府土地內署長認為必要的排水渠及渠道，使署長滿意，以便截斷與引導該地段的一切暴雨或雨水到最接近的河道、集水井、渠道或政府雨水渠。買方須對上述暴雨或雨水造成的任何損壞或滋擾而導致的一切訴訟、索償及要求自行負責並向政府及其人員作出彌償。

(b) 連接該地段的任何排水渠和污水渠至政府的雨水渠及污水渠(如鋪設及運作)的工程可由署長進行，但署長毋須就因此產生的任何損失或損害對買方負責。買方須在被要求時向政府支付上述連接工程的費用。此外該等連接工程亦可由買方自費進行，使署長滿意。在該種情況下，上述連接工程的任何一段若在政府土地內修建，必須由買方自費保養，買方須應要求將其移交給政府，由政府出資負責其後的保養。買方須在被要求時向政府支付有關上述連接工程的技術檢查之費用。若買方未能保養上述連接工程中在政府土地內修建的任何一段，署長可進行其認為所需的該等保養工程，買方須在被要求時向政府支付該等工程的費用。

29. 特別條款第(35)條規定：

不得在該地段搭建或建造墳墓或骨灰龕，亦不得在其內或其上用陶瓶、骨灰甕或其他形式埋葬或存放任何人類遺骸或動物遺骸。

30. 特別條款第(37)條規定：

- (a) 買方須在2022年6月30日*或之前或署長批准的其他日期當日或之前，自費：
- (i) 就一個或多個自動讀錶系統(以下簡稱「AMR」)外站之提供及安裝提交或促使他人提交一份建議書予水務監督供其批准，該建議書須包括(除其他資料外)水務監督可要求之該等資料和詳情，包括但不限於顯示將按本特別條款第(a)(ii)款提供及安裝之AMR外站位置之布局圖、組成AMR外站之AMR設備之編排和附屬詳情、及指定放置AMR設備之範圍或空間；及
- (ii) 提供與安裝水務監督在本特別條款第(a)(i)款規定下批准的AMR外站(以下簡稱「AMR外站」，為免存疑，該詞語包括一切必要的電纜管、電纜、一個已安裝AMR設備的AMR板及水務監督可要求或批准的其他設施及設備)，在一切方面使水務監督滿意。
- (b) 在水務監督批准本特別條款第(a)(i)款提述的建議書前，買方不得開展任何提供與安裝AMR外站的工程。
- (c) 買方須在批地文件租契年期期間自費維護、保養、維修及管理AMR外站，使其處於妥善維修及運作良好的狀態，在一切方面使水務監督滿意，直至按本特別條款第(g)款將其交付予水務監督。
- (d) 水務監督有絕對酌情權在任何時候向買方發出書面通知，要求買方拆除或移走在指定作安置AMR外站的區域或地方以上、之上或之下放置或於其上或其內堆積的物件或材料和水務監督認為(其決定為最終的及對買方有約束力)阻止或妨礙安置、操作及保養AMR外站的該等物件或材料。買方須在收到該等書面通知後於該等書面通知指明的期限內及自費拆除或移走該等物件或材料和修復與維修受上述拆除或移走所影響的區域或地方，在一切方面使水務監督滿意。
- (e) 倘若買方沒有履行其在本特別條款下的任何責任，水務監督可進行必要之工程，費用由買方承擔，買方須在被要求時向水務監督支付一筆相等於上述費用的金額，該金額由水務監督決定，其決定為最終的及對買方有約束力。

- (f) 買方須在批地文件的租契年期內允許水務監督及其人員、承辦商、代理人、工人及水務監督授權的任何人士，不論有否攜同工具、設備、機械、機器或車輛，自由及不受限制地出入、往返及經過該地段或其任何一個或多個部分和已建或擬建於其上的一幢或多幢建築物，旨在：
- (i) 視察與檢驗按本特別條款第(a)(ii)、(c)及(d)款進行的任何工程；
- (ii) 按本特別條款第(e)款進行任何工程；及
- (iii) 在按本特別條款第(g)款交付AMR外站予水務監督後，視察、操作、保養、維修及翻新AMR外站。
- (g) 買方須在被水務監督要求時及於水務監督訂明之時間內將AMR外站交予水務監督而水務監督無需支付任何費用或賠償，惟水務監督沒有責任應買方的要求接管AMR外站，但水務監督可在其絕對酌情認為合適時接管AMR外站。
- (h) 政府、水務監督、其人員、承辦商、代理人及工人及水務監督授權的任何人士對買方履行其在本特別條款第(a)(ii)、(c)、(d)及(f)款的責任或進行、視察、檢查及監督按本特別條款第(e)款進行的工程或政府、水務監督、其人員、承辦商、代理人、工人及水務監督授權的任何人士行使本特別條款第(f)款賦予的任何權利產生或連帶造成買方蒙受任何損失、損害、滋擾或干擾毋須承擔任何責任，及買方不得就任何該等損失、損害、滋擾或干擾向任何上述人士要求索償。
- (i) 買方須在任何時候就提供、安裝、維修、保養及管理AMR外站或按本特別條款第(e)款進行的工程直接或間接產生或有關之一切責任，損失、損害、開支、索償、費用、收費、要求、訴訟及司法程序彌償政府、水務監督及其人員、承辦商、代理人及工人及水務監督在本特別條款第(h)款下授權的任何人士並保證其被彌償。
- (j) 就本特別條款第(a)、(b)、(c)及(g)款而言，「買方」一詞不包括其受讓人。

註：

本節提及的「買方」一詞指批地文件內的買方及在文意允許或要求的情況下，包括其遺囑執行人、遺產管理人及承讓人及(如為法團)包括其繼承人及承讓人。

*備註：根據地政總署九龍東區地政處的日期為2020年10月23日的信函，特別條款第(2)、(17)(e)(i)及(37)(a)條列明的日期已被修訂為2022年12月31日。

17 INFORMATION ON PUBLIC FACILITIES AND PUBLIC OPEN SPACES

公共設施及公眾休憩用地的資料

- | | |
|---|---|
| 1. Information on facilities that are required under the Land Grant to be constructed and provided for the Government, or for public use:
Not applicable | 1. 根據批地文件規定須興建並提供予政府或供公眾使用的設施的資料
不適用 |
| 2. Information on facilities or open space that are required under the Land Grant to be managed, operated or maintained for public use at the expense of the owners of the residential properties in the Phase:
Not applicable | 2. 根據批地文件規定須由期數中的住宅物業的擁有人出資管理、營運或維持以供公眾使用的設施或休憩用地的資料
不適用 |
| 3. Information on any part of the land (on which the Phase is situated) that is dedicated to the public for the purposes of regulation 22(1) of the Building (Planning) Regulations (Cap. 123 sub. leg. F):
Not applicable | 3. 期數所位於的土地中為施行《建築物(規劃)規例》(第123章, 附屬法例F)第22(1)條而撥供公眾用途的任何部分的資料
不適用 |

- a) The purchaser is hereby recommended to instruct a separate firm of solicitors (other than that acting for the owner) to act for the purchaser in relation to the transaction.
 - b) If the purchaser instructs such separate firm of solicitors to act for the purchaser in relation to the transaction, that firm will be able to give independent advice to the purchaser.
 - c) If the purchaser instructs the firm of solicitors acting for the owner to act for the purchaser as well, and a conflict of interest arises between the owner and the purchaser:
 - (i) that firm may not be able to protect the purchaser's interests; and
 - (ii) the purchaser may have to instruct a separate firm of solicitors.
 - d) In the case of paragraph (c)(ii) above, the total solicitors' fees payable by the purchaser may be higher than the fees that would have been payable if the purchaser had instructed a separate firm of solicitors in the first place.
- a) 謹此建議買方聘用一間獨立的律師事務所（代表擁有人行事者除外），以在交易中代表買方行事。
 - b) 如買方聘用上述的獨立的律師事務所，以在交易中代表買方行事，該律師事務所將會能夠向買方提供獨立意見。
 - c) 如買方聘用代表擁有人行事的律師事務所同時代表買方行事，而擁有人與買方之間出現利益衝突：
 - (i) 該律師事務所可能不能夠保障買方的利益；及
 - (ii) 買方可能要聘用一間獨立的律師事務所。
 - d) 如屬上述(c)(ii)段的情況，買方須支付的律師費用總數，可能高於如買方自一開始即聘用一間獨立的律師事務所便須支付的費用。

19

CROSS-SECTION PLAN OF BUILDING IN THE PHASE

期數中的建築物的橫截面圖

TOWER 1A & TOWER 1B

第1A座及第1B座

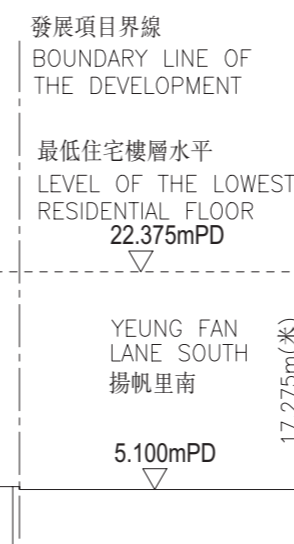
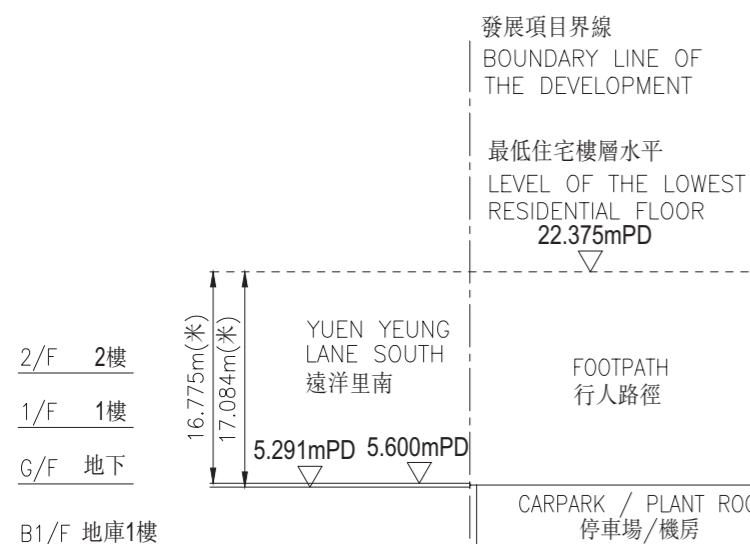
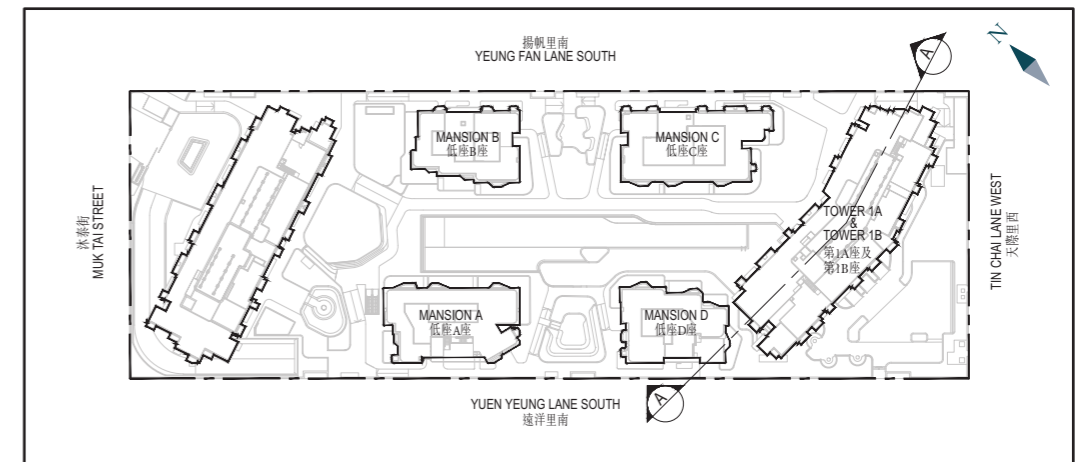
CROSS-SECTION PLAN A-A

橫截面圖A-A

頂層天台 TOP ROOF		發電機/機電樓層 GENSET ROOM FLOOR / PLANT ROOM FLOOR		上層天台 UPPER ROOF		天台 ROOF	
38/F	38樓	RESIDENTIAL UNIT		住宅單位			
37/F	37樓	RESIDENTIAL UNIT		住宅單位			
36/F	36樓	RESIDENTIAL UNIT		住宅單位			
35/F	35樓	RESIDENTIAL UNIT		住宅單位			
33/F	33樓	RESIDENTIAL UNIT		住宅單位			
32/F	32樓	RESIDENTIAL UNIT		住宅單位			
31/F	31樓	RESIDENTIAL UNIT		住宅單位			
30/F	30樓	RESIDENTIAL UNIT		住宅單位			
29/F	29樓	RESIDENTIAL UNIT		住宅單位			
28/F	28樓	RESIDENTIAL UNIT		住宅單位			
27/F	27樓	RESIDENTIAL UNIT		住宅單位			
26/F	26樓	RESIDENTIAL UNIT		住宅單位			
25/F	25樓	RESIDENTIAL UNIT		住宅單位			
23/F	23樓	RESIDENTIAL UNIT		住宅單位			
22/F	22樓	RESIDENTIAL UNIT		住宅單位			
21/F	21樓	RESIDENTIAL UNIT		住宅單位			
20/F	20樓	RESIDENTIAL UNIT		住宅單位			
19/F	19樓	RESIDENTIAL UNIT		住宅單位			
18/F	18樓	RESIDENTIAL UNIT		住宅單位			
17/F	17樓	RESIDENTIAL UNIT		住宅單位			
16/F	16樓	RESIDENTIAL UNIT		住宅單位			
15/F	15樓	RESIDENTIAL UNIT		住宅單位			
12/F	12樓	RESIDENTIAL UNIT		住宅單位			
11/F	11樓	RESIDENTIAL UNIT		住宅單位			
10/F	10樓	RESIDENTIAL UNIT		住宅單位			
9/F	9樓	RESIDENTIAL UNIT		住宅單位			
8/F	8樓	RESIDENTIAL UNIT		住宅單位			
7/F	7樓	RESIDENTIAL UNIT		住宅單位			
6/F	6樓	RESIDENTIAL UNIT		住宅單位			
5/F	5樓	RESIDENTIAL UNIT		住宅單位			
3/F	3樓	PLANT ROOM 機房	RESIDENTIAL UNIT	住宅單位			
TRANSFER STRUCTURE 結構轉換層							
COVERED LANDSCAPE AREA 園林地帶		COMMUNAL SKY GARDEN 空中花園		COVERED LANDSCAPE AREA 園林地帶			
RECREATIONAL FACILITIES 康樂設施		RECREATIONAL FACILITIES 康樂設施		RECREATIONAL FACILITIES 康樂設施			
LIFT LOBBY 升降機大堂		LIFT LOBBY 升降機大堂		LIFT LOBBY 升降機大堂			
PLANT ROOM 機房		PLANT ROOM 機房		PLANT ROOM 機房			
CARPARK / PLANT ROOM 停車場/機房		LIFT LOBBY 升降機大堂		PLANT ROOM 機房			

KEY PLAN

索引圖



▽ Height in metres above the Hong Kong Principal Datum (HKPD).
香港主水平基準以上高度(米)。

----- Dotted line denotes the level of the lowest residential floor of the building.

虛線為該建築物最低住宅樓層水平。

Remark: This cross-section plan is not drawn to scale.

備註：此橫截面圖並非按照比例繪圖。

The part of Yuen Yeung Lane South adjacent to the Tower 1A & Tower 1B is 5.291 metres to 5.600 metres above the Hong Kong Principal Datum.

毗連第1A座及第1B座的一段遠洋里南為香港主水平基準以上5.291米至5.600米。

The part of Yeung Fan Lane South adjacent to the Tower 1A & Tower 1B is 5.100 metres above the Hong Kong Principal Datum.

毗連第1A座及第1B座的一段揚帆里南為香港主水平基準以上5.100米。

19

CROSS-SECTION PLAN OF BUILDING IN THE PHASE

期數中的建築物的橫截面圖

TOWER 1A & TOWER 1B

第1A座及第1B座

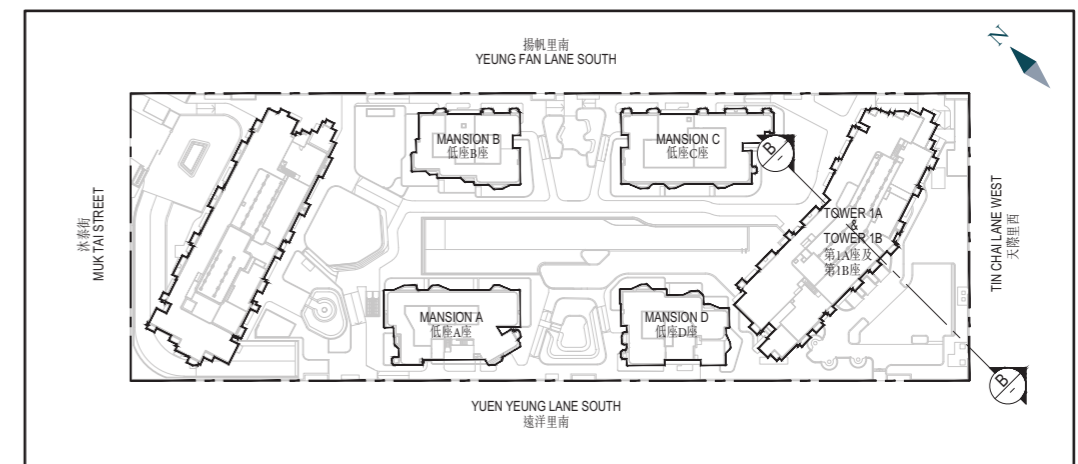
CROSS-SECTION PLAN B-B

橫截面圖B-B



KEY PLAN

索引圖



最低住宅樓層水平
LEVEL OF THE LOWEST
RESIDENTIAL FLOOR
22.375mPD

最低住宅樓層水平
LEVEL OF THE LOWEST
RESIDENTIAL FLOOR
22.375mPD

發展項目界線
BOUNDARY LINE OF
THE DEVELOPMENT

▽ Height in metres above the Hong Kong Principal Datum (HKPD).
香港主水平基準以上高度(米)。

----- Dotted line denotes the level of the lowest residential floor of the building.
虛線為該建築物最低住宅樓層水平。

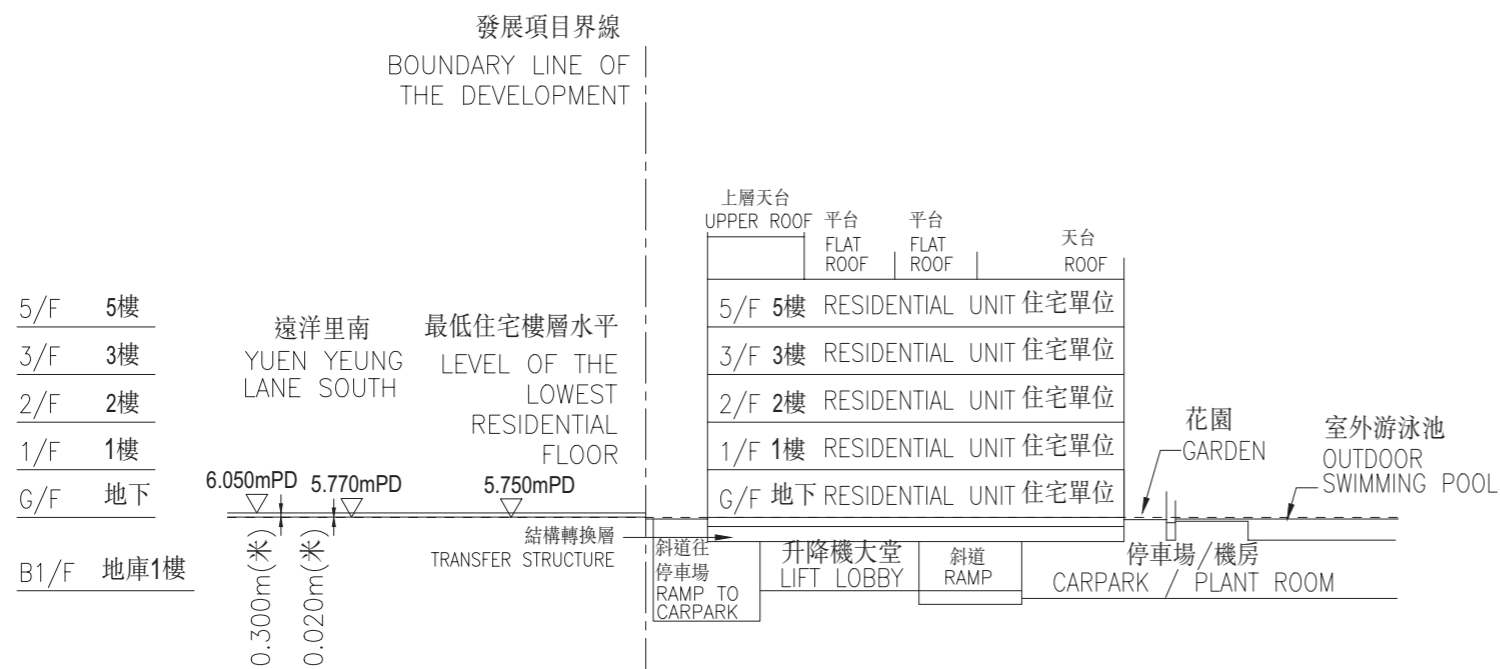
Remark: This cross-section plan is not drawn to scale.
備註：此橫截面圖並非按照比例繪圖。

▽ The part of footpath adjacent to the Tower 1A & Tower 1B is 5.450 metres above the Hong Kong Principal Datum.
毗連第1A座及第1B座的一段行人路徑為香港主水平基準以上5.450米。

▽ The part of Tin Chai Lane West adjacent to the Tower 1A & Tower 1B is 5.194 metres to 5.384 metres above the Hong Kong Principal Datum.
毗連第1A座及第1B座的一段天際里西為香港主水平基準以上5.194米至5.384米。

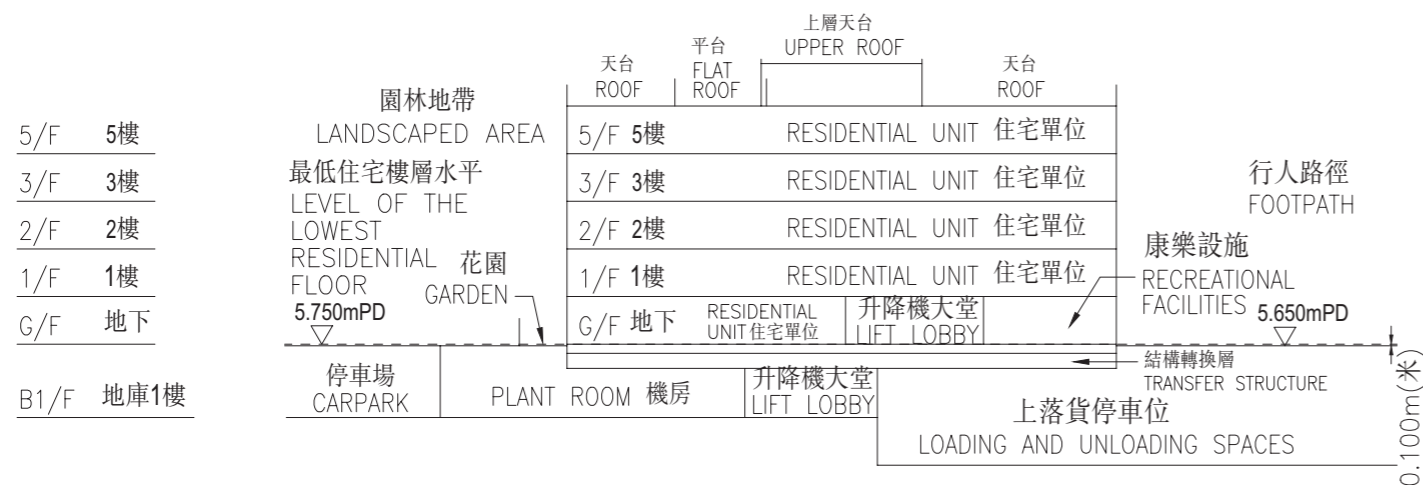
MANSION A - CROSS-SECTION PLAN A-A

低座A座 - 橫截面圖A-A



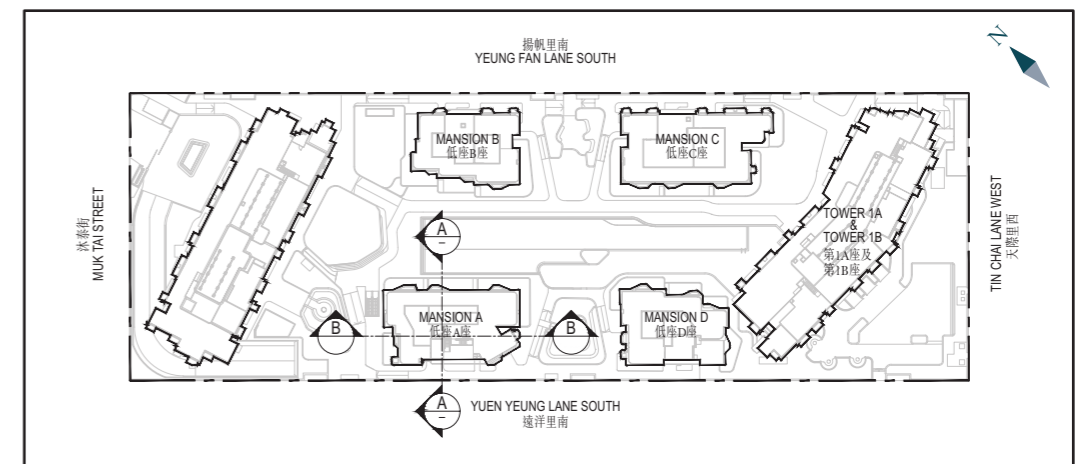
MANSION A - CROSS-SECTION PLAN B-B

低座A座 - 橫截面圖B-B



KEY PLAN

索引圖



▽ Height in metres above the Hong Kong Principal Datum (HKPD).
香港主水平基準以上高度(米)。

----- Dotted line denotes the level of the lowest residential floor of the building.
虛線為該建築物最低住宅樓層水平。

Remark: This cross-section plan is not drawn to scale.
備註：此橫截面圖並非按照比例繪圖。

The part of Yuen Yeung Lane South adjacent to Mansion A is 5.770 metres to 6.050 metres above the Hong Kong Principal Datum.

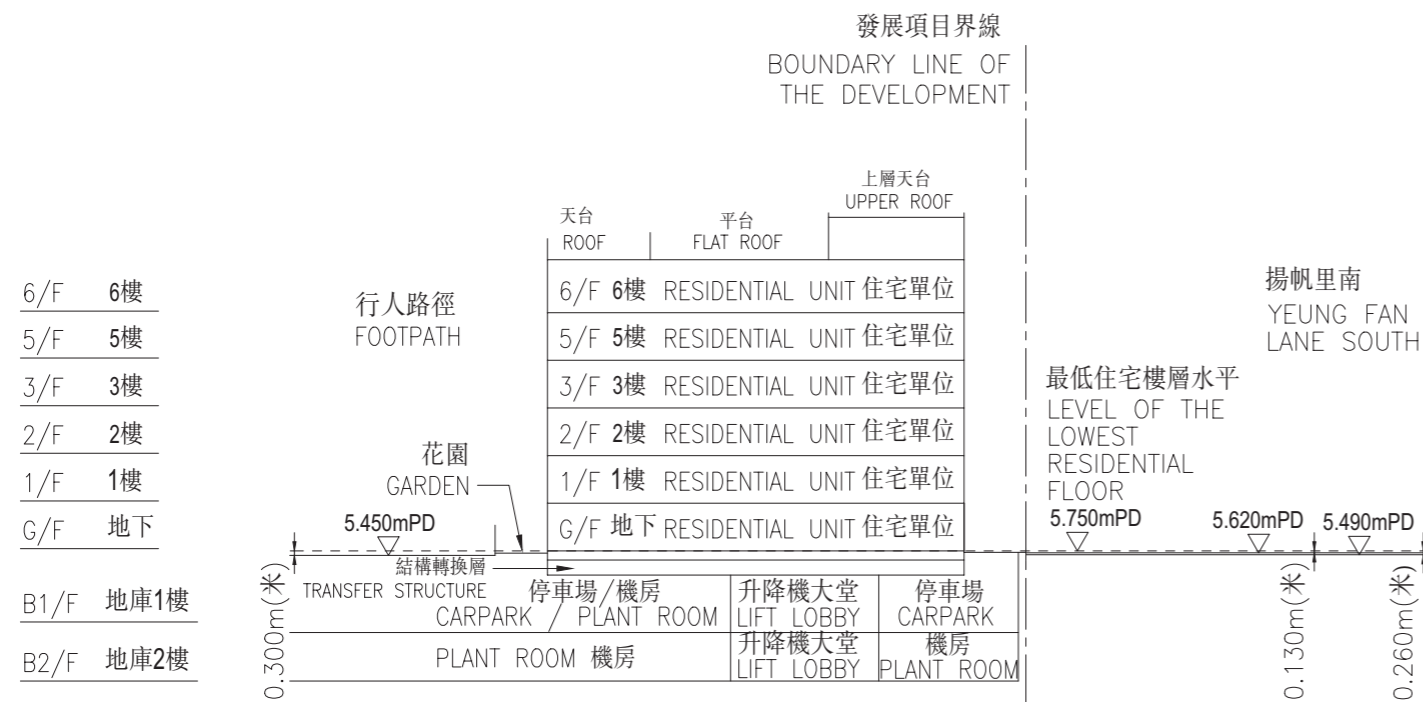
毗連低座A座的一段遠洋里南為香港主水平基準以上5.770米至6.050米。

The part of footpath adjacent to Mansion A is 5.650 metres above the Hong Kong Principal Datum.

毗連低座A座的一段行人路徑為香港主水平基準以上5.650米。

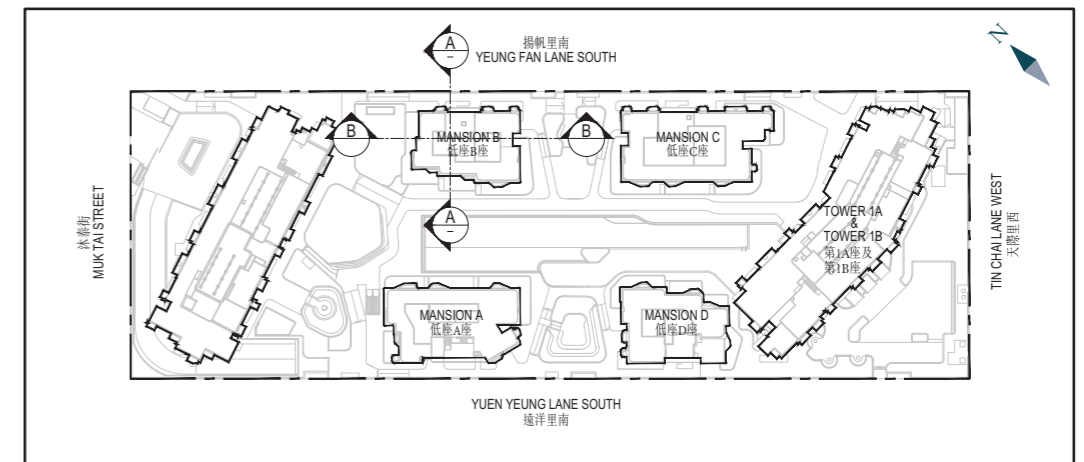
MANSION B - CROSS-SECTION PLAN A-A

低座B座 - 橫截面圖A-A



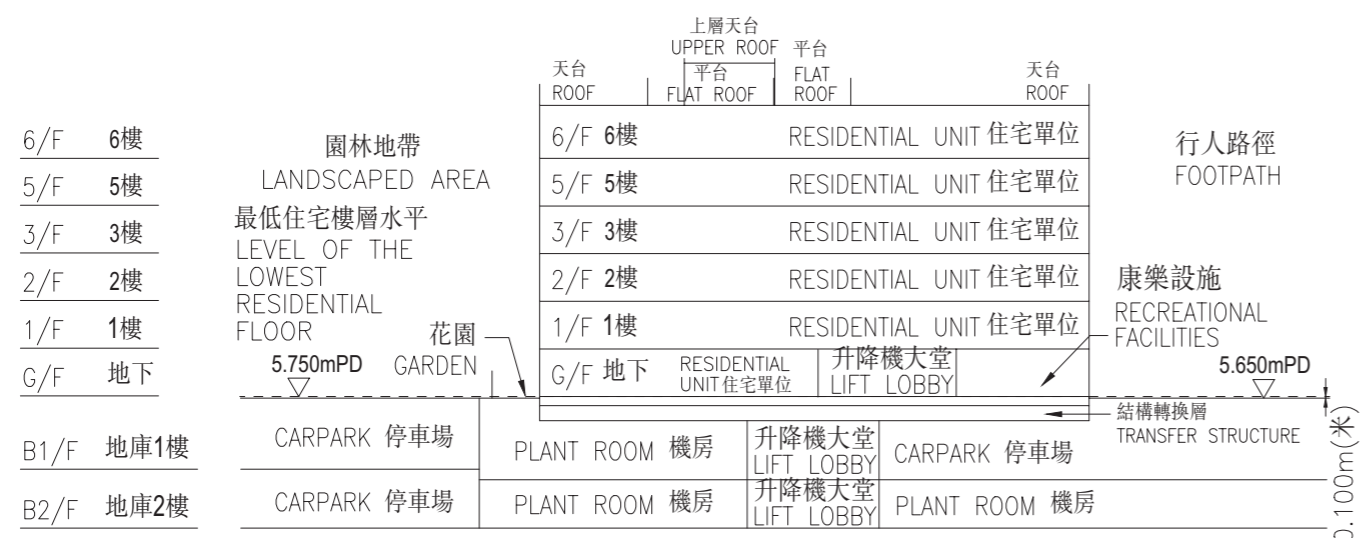
KEY PLAN

索引圖



MANSION B - CROSS-SECTION PLAN B-B

低座B座 - 橫截面圖B-B



▽ Height in metres above the Hong Kong Principal Datum (HKPD).
香港主水平基準以上高度(米)。

----- Dotted line denotes the level of the lowest residential floor of the building.
虛線為該建築物最低住宅樓層水平。

Remark: This cross-section plan is not drawn to scale.
備註：此橫截面圖並非按照比例繪圖。

The part of Yeung Fan Lane South adjacent to Mansion B is 5.490 metres to 5.620 metres above the Hong Kong Principal Datum.

毗連低座B座的一段揚帆里南為香港主水平基準以上5.490米至5.620米。

The two parts of footpath adjacent to Mansion B are 5.450 metres and 5.650 metres above the Hong Kong Principal Datum respectively.

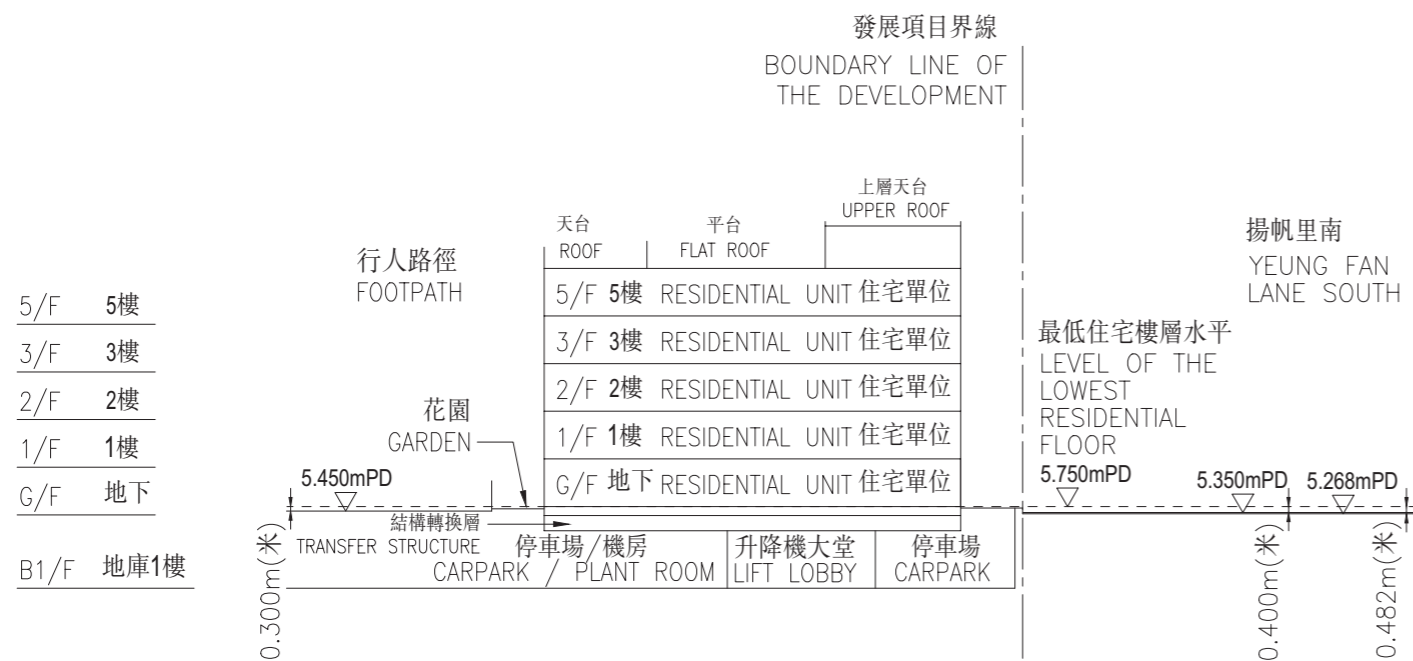
毗連低座B座的兩段行人路徑分別為香港主水平基準以上5.450米及5.650米。

19

CROSS-SECTION PLAN OF BUILDING IN THE PHASE 期數中的建築物的橫截面圖

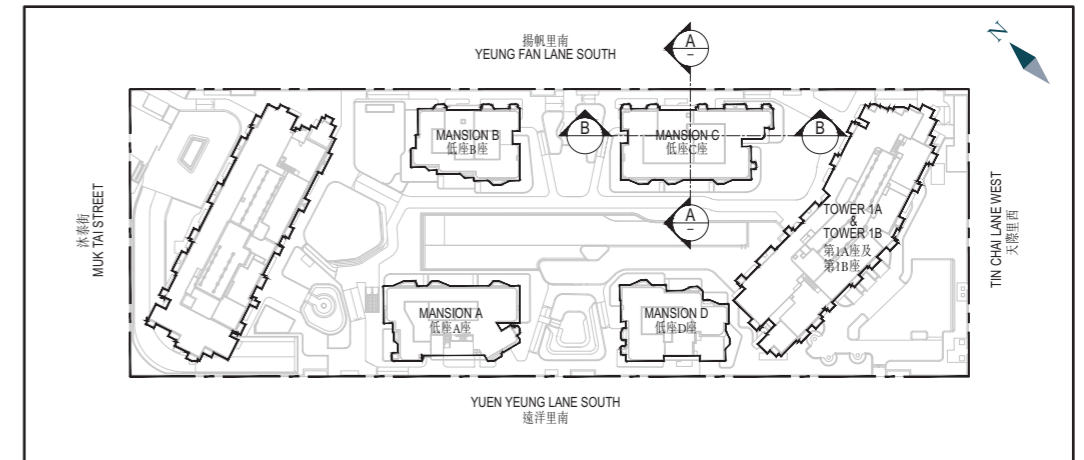
MANSION C - CROSS-SECTION PLAN A-A

低座C座 - 橫截面圖A-A



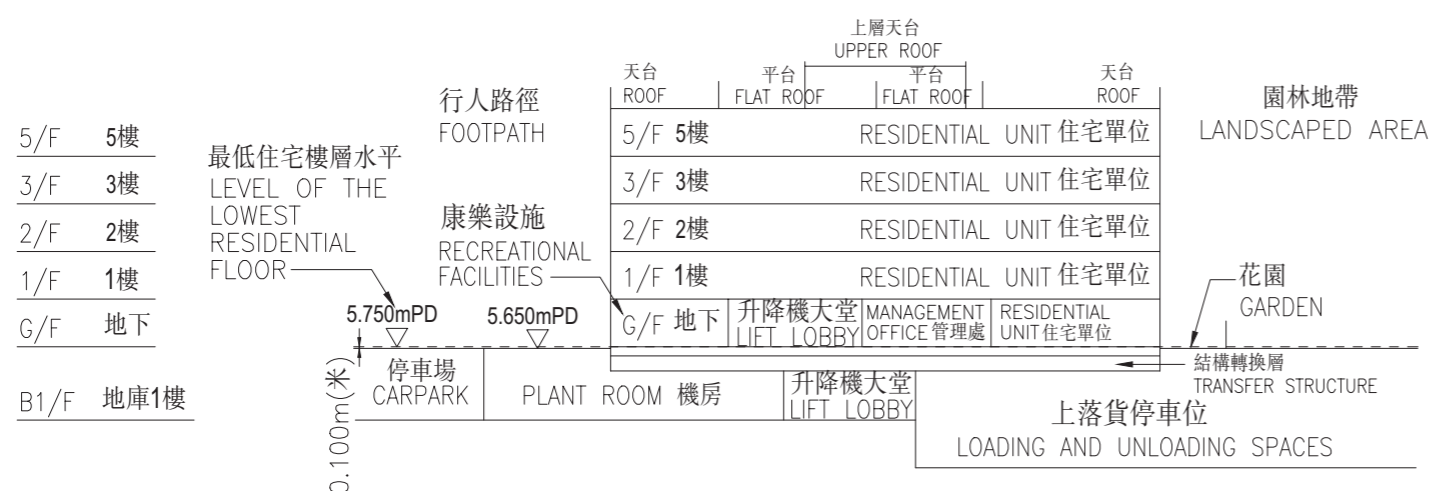
KEY PLAN

索引圖



MANSION C - CROSS-SECTION PLAN B-B

低座C座 - 橫截面圖B-B



▽ Height in metres above the Hong Kong Principal Datum (HKPD).
香港主水平基準以上高度(米)。

----- Dotted line denotes the level of the lowest residential floor of the building.
虛線為該建築物最低住宅樓層水平。

Remark: This cross-section plan is not drawn to scale.
備註：此橫截面圖並非按照比例繪圖。

The part of Yeung Fan Lane South adjacent to Mansion C is 5.268 metres to 5.350 metres above the Hong Kong Principal Datum.

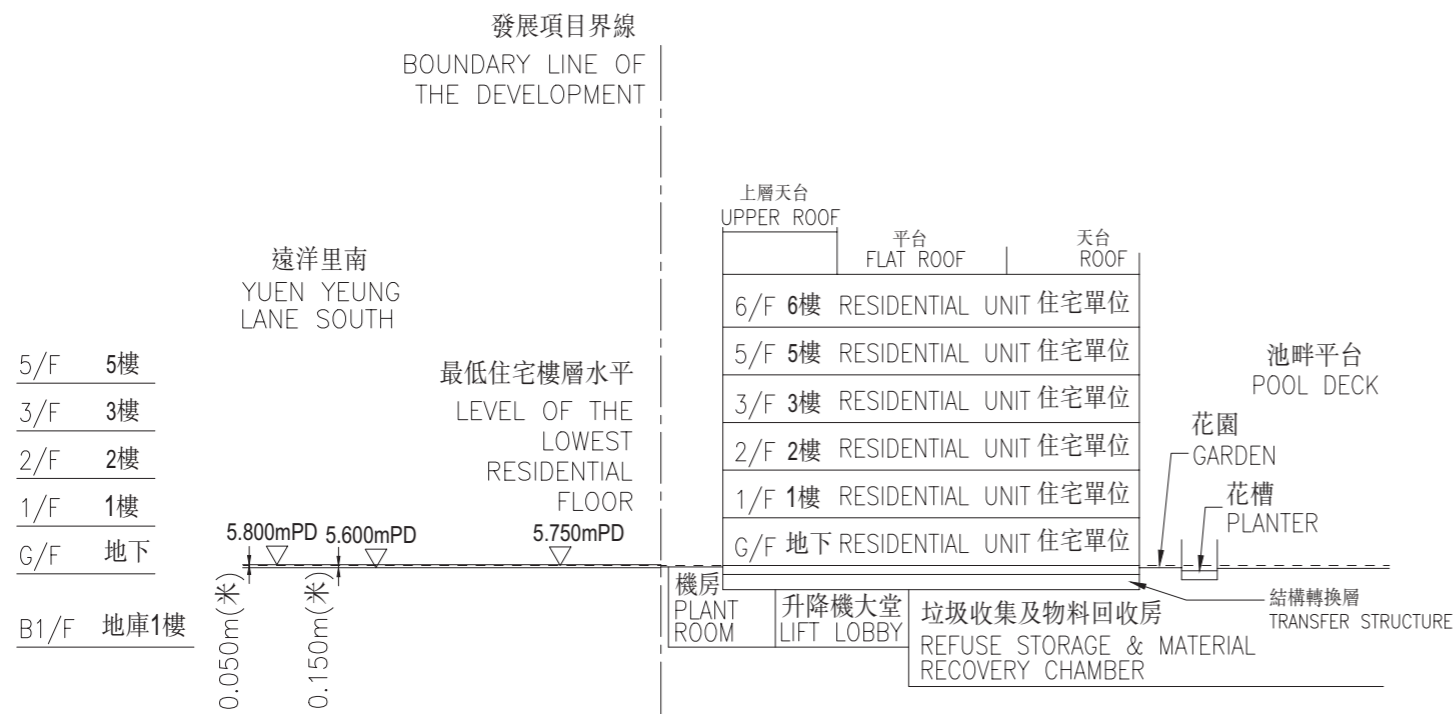
毗連低座C座的一段揚帆里南為香港主水平基準以上5.268米至5.350米。

The two parts of footpath adjacent to Mansion C are 5.450 metres and 5.650 metres above the Hong Kong Principal Datum respectively.

毗連低座C座的兩段行人路徑分別為香港主水平基準以上5.450米及5.650米。

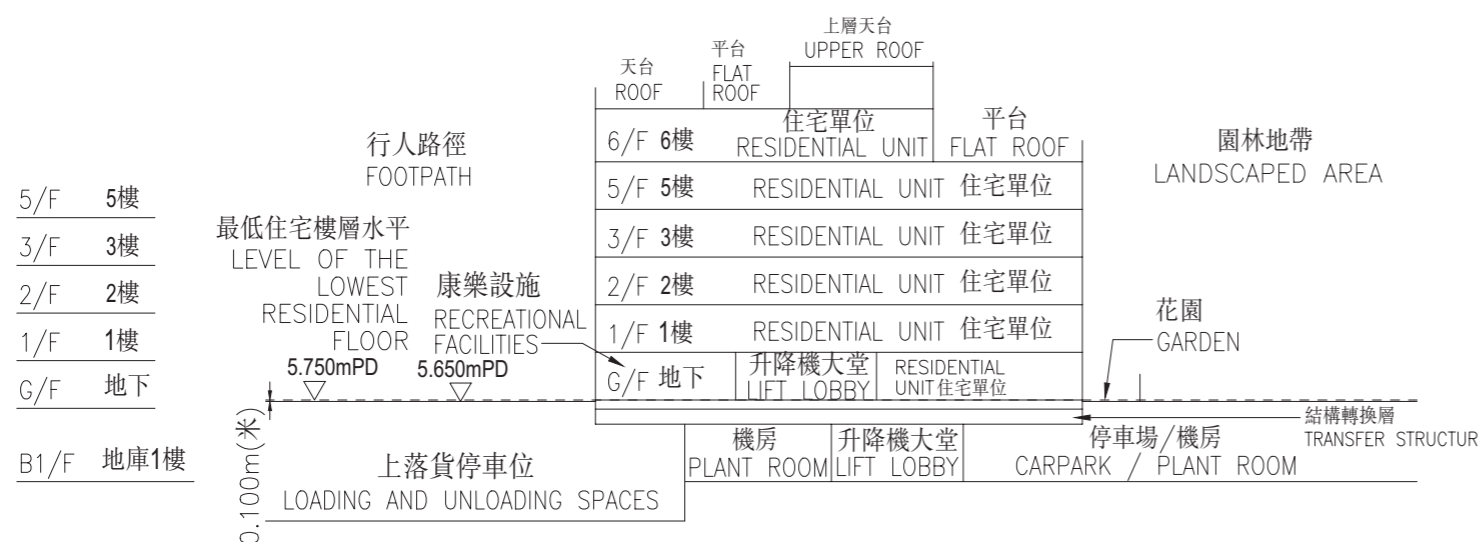
MANSION D - CROSS-SECTION PLAN A-A

低座D座 - 橫截面圖A-A



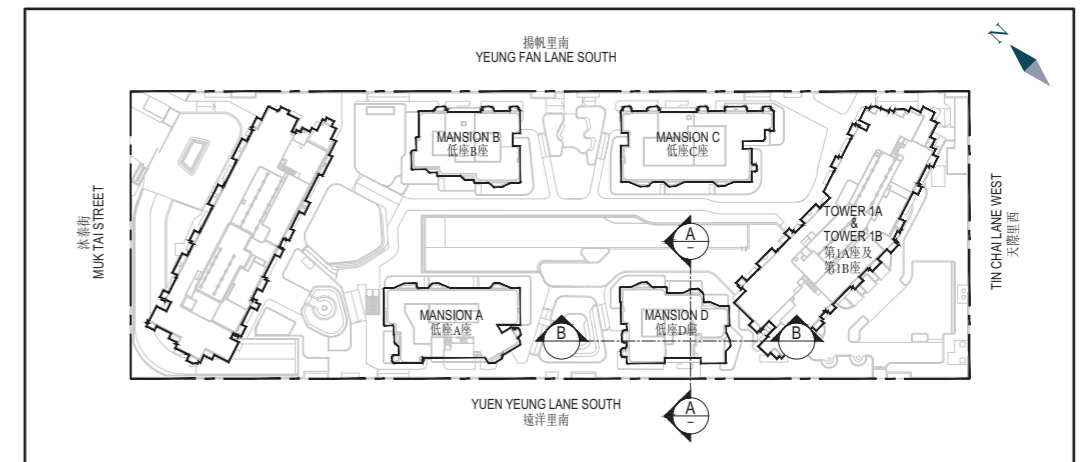
MANSION D - CROSS-SECTION PLAN B-B

低座D座 - 橫截面圖B-B



KEY PLAN

索引圖



▽ Height in metres above the Hong Kong Principal Datum (HKPD).

香港主水平基準以上高度(米)。

----- Dotted line denotes the level of the lowest residential floor of the building.

虛線為該建築物最低住宅樓層水平。

Remark: This cross-section plan is not drawn to scale.

備註：此橫截面圖並非按照比例繪圖。

The part of Yuen Yeung Lane South adjacent to Mansion D is 5.600 metres to 5.800 metres above the Hong Kong Principal Datum.

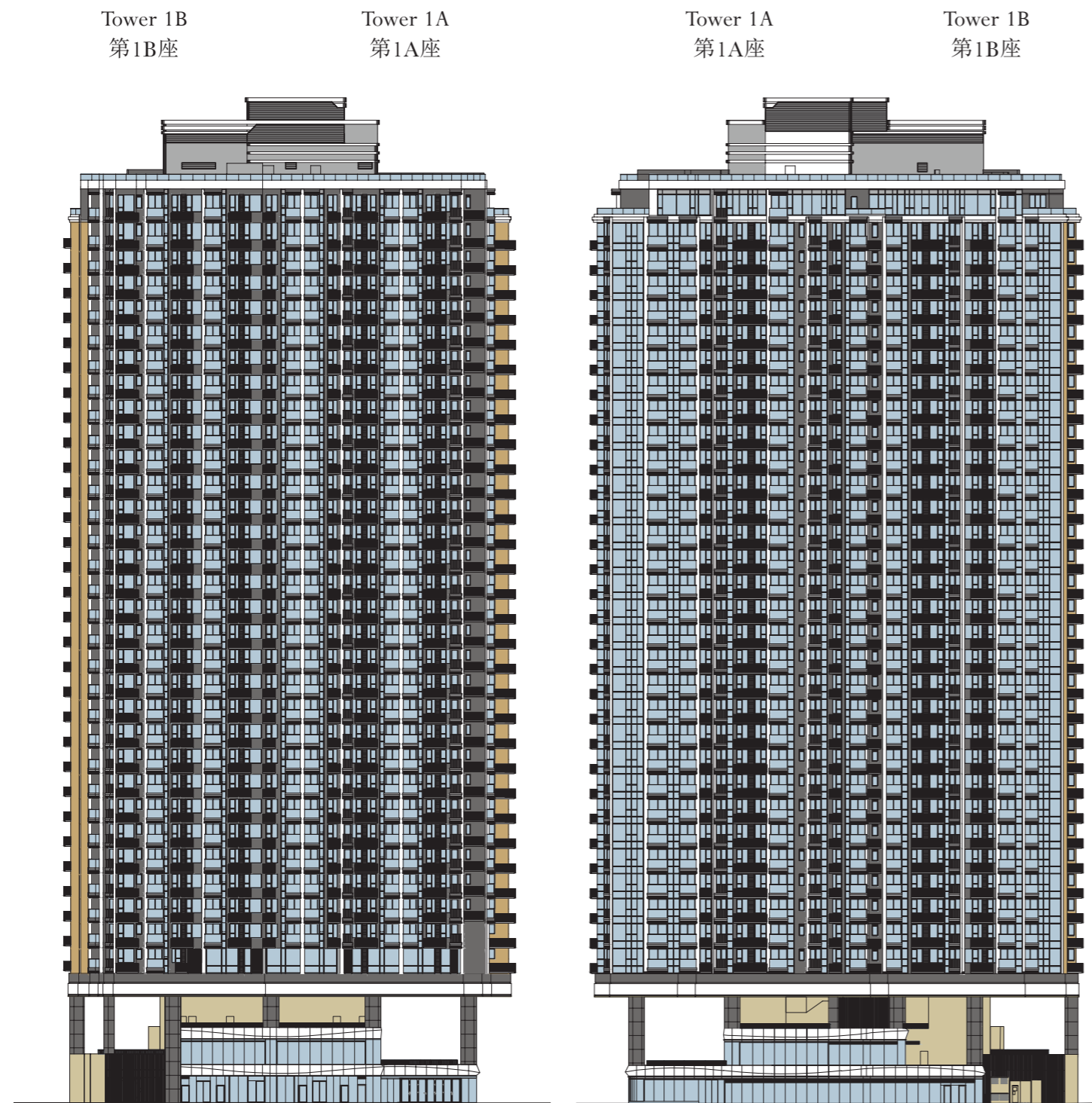
毗連低座D座的一段遠洋里南為香港主水平基準以上5.600米至5.800米。

The part of footpath adjacent to Mansion D is 5.650 metres above the Hong Kong Principal Datum.

毗連低座D座的一段行人路徑為香港主水平基準以上5.650米。

20 ELEVATION PLAN 立面圖

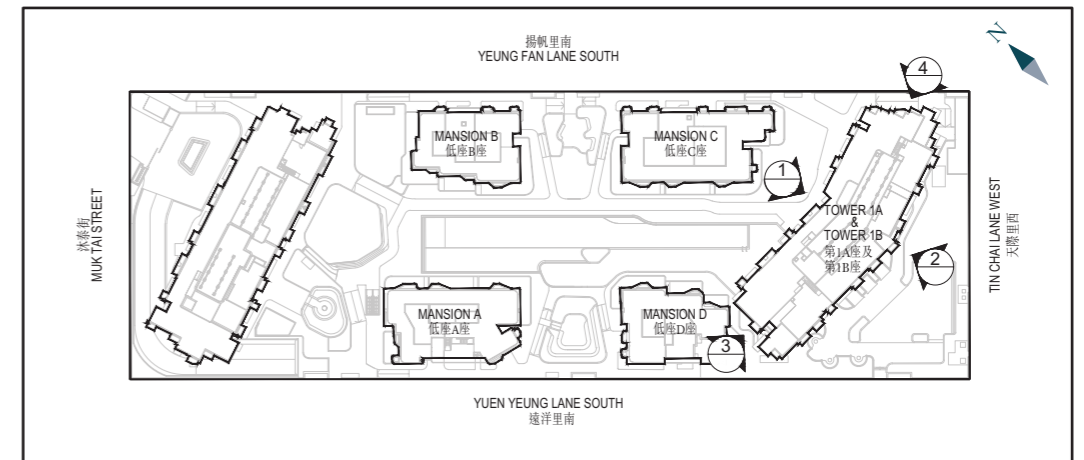
TOWER 1A & TOWER 1B - ELEVATION PLANS 1 & 2 第1A座及第1B座立面圖1及2



Elevation 1
立面圖1

Elevation 2
立面圖2

KEY PLAN 索引圖



Authorized Person for the Phase has certified that the elevations shown on these plans:
期數的認可人士證明本圖所顯示的立面：

(1) are prepared on the basis of the approved building plans for the Phase as of
14 September 2022; and

以2022年9月14日的情況為準的期數的經批准的建築圖則為基礎擬備；及

(2) are in general accordance with the outward appearance of the Phase.

大致上與期數的外觀一致。

TOWER 1A & TOWER 1B - ELEVATION PLANS 3 & 4

第1A座及第1B座立面圖3及4

Tower 1A
第1A座



Elevation 3
立面圖3

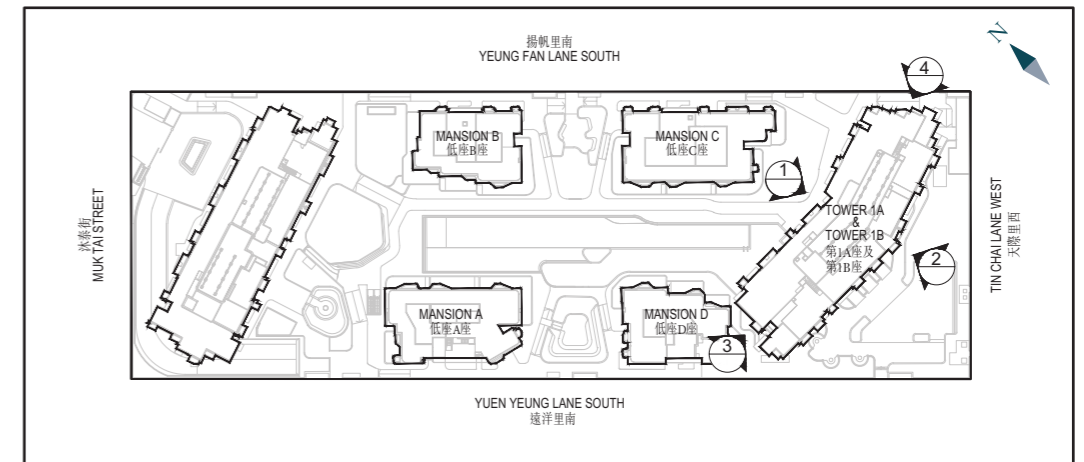
Tower 1B
第1B座



Elevation 4
立面圖4

KEY PLAN

索引圖



Authorized Person for the Phase has certified that the elevations shown on these plans:
期數的認可人士證明本圖所顯示的立面：

(1) are prepared on the basis of the approved building plans for the Phase as of 14 September 2022; and

以2022年9月14日的情況為準的期數的經批准的建築圖則為基礎擬備；及

(2) are in general accordance with the outward appearance of the Phase.

大致上與期數的外觀一致。

20 ELEVATION PLAN 立面圖

MANSION A - ELEVATION PLANS 1, 2, 3 & 4 低座A座立面圖1, 2, 3及4



Elevation 1
立面圖1



Elevation 2
立面圖2

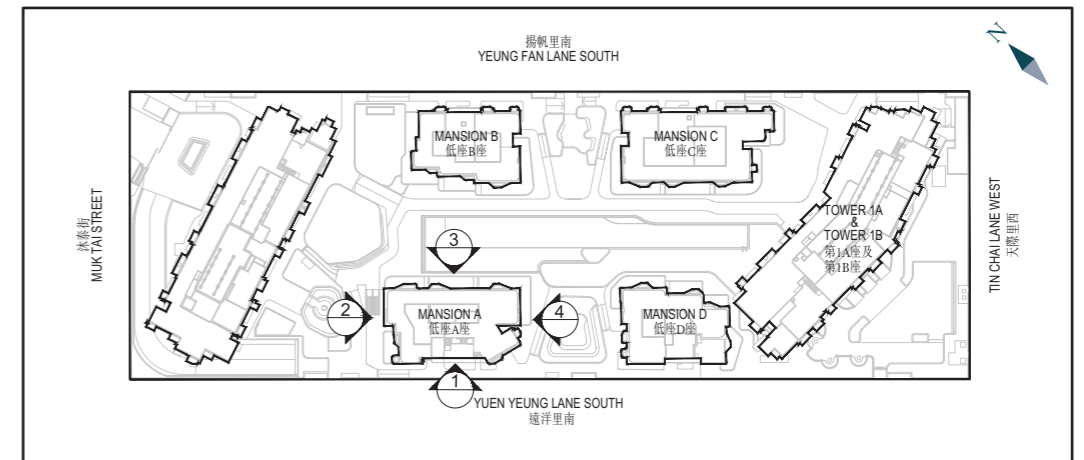


Elevation 3
立面圖3



Elevation 4
立面圖4

KEY PLAN 索引圖



Authorized Person for the Phase has certified that the elevations shown on these plans:
期數的認可人士證明本圖所顯示的立面：

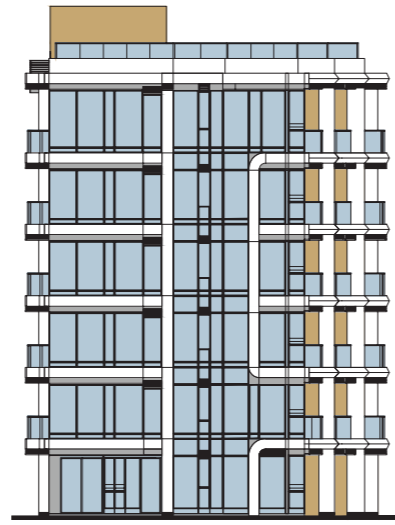
- (1) are prepared on the basis of the approved building plans for the Phase as of 14 September 2022; and
以2022年9月14日的情況為準的期數的經批准的建築圖則為基礎擬備；及
- (2) are in general accordance with the outward appearance of the Phase.
大致上與期數的外觀一致。

20 ELEVATION PLAN 立面圖

MANSION B - ELEVATION PLANS 1, 2, 3 & 4 低座B座立面圖1, 2, 3及4



Elevation 1
立面圖1



Elevation 2
立面圖2

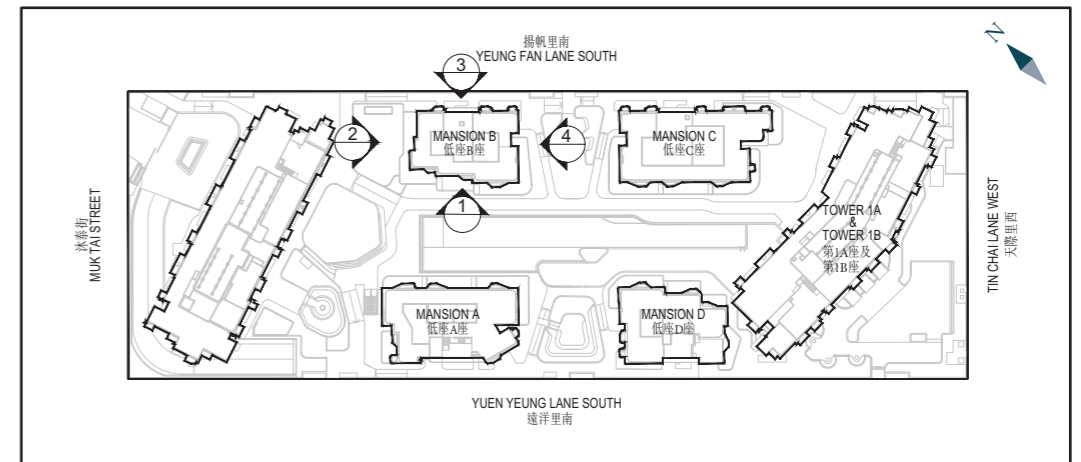


Elevation 3
立面圖3



Elevation 4
立面圖4

KEY PLAN 索引圖



Authorized Person for the Phase has certified that the elevations shown on these plans:
期數的認可人士證明本圖所顯示的立面：

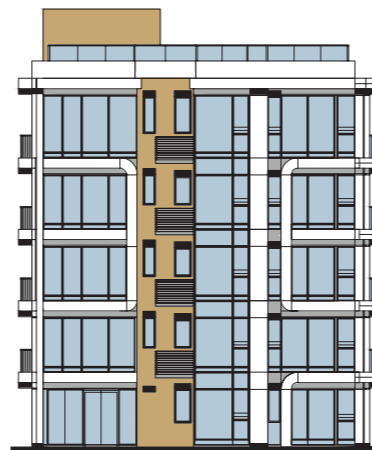
- (1) are prepared on the basis of the approved building plans for the Phase as of 14 September 2022; and
以2022年9月14日的情況為準的期數的經批准的建築圖則為基礎擬備；及
- (2) are in general accordance with the outward appearance of the Phase.
大致上與期數的外觀一致。

20 ELEVATION PLAN 立面圖

MANSION C - ELEVATION PLANS 1, 2, 3 & 4 低座C座立面圖1, 2, 3及4



Elevation 1
立面圖1



Elevation 2
立面圖2

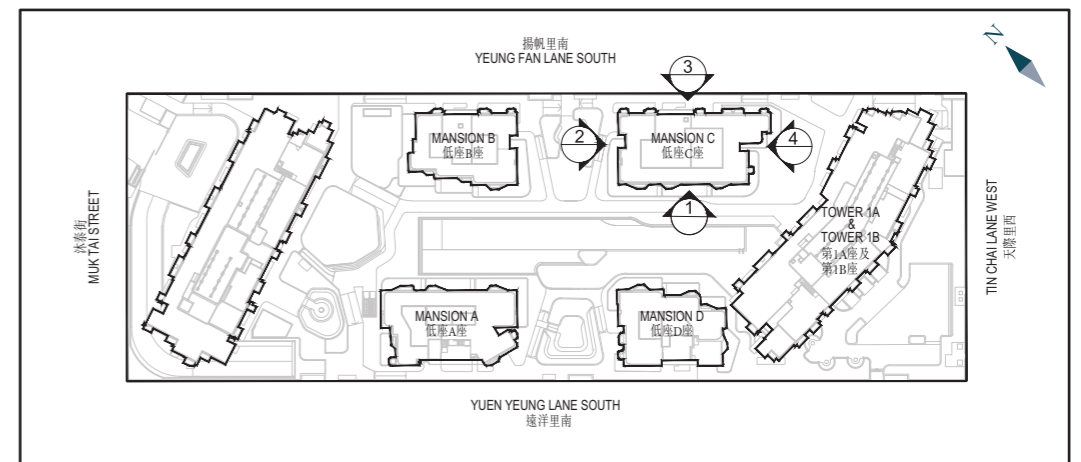


Elevation 3
立面圖3



Elevation 4
立面圖4

KEY PLAN 索引圖



Authorized Person for the Phase has certified that the elevations shown on these plans:
期數的認可人士證明本圖所顯示的立面：

- (1) are prepared on the basis of the approved building plans for the Phase as of 14 September 2022; and
以2022年9月14日的情況為準的期數的經批准的建築圖則為基礎擬備；及
- (2) are in general accordance with the outward appearance of the Phase.
大致上與期數的外觀一致。

20 ELEVATION PLAN 立面圖


MANSION D - ELEVATION PLANS 1, 2, 3 & 4 低座D座立面圖1, 2, 3及4



Elevation 1
立面圖1



Elevation 2
立面圖2

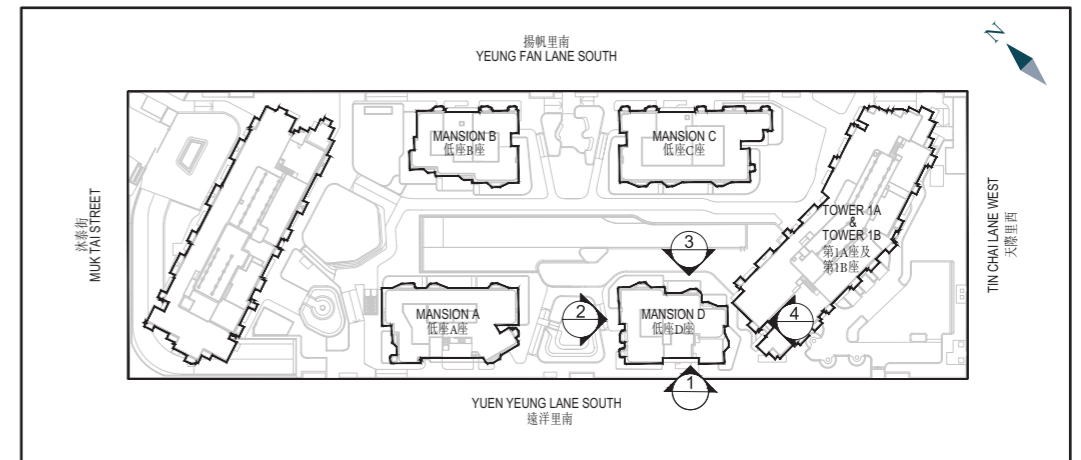


Elevation 3
立面圖3



Elevation 4
立面圖4

KEY PLAN 索引圖



Authorized Person for the Phase has certified that the elevations shown on these plans:
期數的認可人士證明本圖所顯示的立面：

- (1) are prepared on the basis of the approved building plans for the Phase as of 14 September 2022; and
以2022年9月14日的情況為準的期數的經批准的建築圖則為基礎擬備；及
- (2) are in general accordance with the outward appearance of the Phase.
大致上與期數的外觀一致。

Category of common facilities 公用設施的類別	Covered Area 有上蓋面積		Uncovered Area 無上蓋面積		Total Area 總面積	
	Area (sq.m.) 面積(平方米)	Area (sq.ft.) 面積(平方呎)	Area (sq.m.) 面積(平方米)	Area (sq.ft.) 面積(平方呎)	Area (sq.m.) 面積(平方米)	Area (sq.ft.) 面積(平方呎)
Residents' clubhouse (including any recreational facilities for residents' use) 住客會所 (包括供住客使用的任何康樂設施)	1057.915	11001	1297.551	14353	2355.466	25354
Communal garden or play area for residents' use on the roof, or on any floor between the roof and the lowest residential floor, of a building in the Phase (whether known as a communal sky garden or otherwise) 位於期數中的建築物的天台或在天台和最低一層住宅之間的任何一層的、供住客使用的公用花園或遊樂地方 (不論是稱為公用空中花園或有其他名稱)	Not Applicable 不適用	Not Applicable 不適用	Not Applicable 不適用	Not Applicable 不適用	Not Applicable 不適用	Not Applicable 不適用
Communal garden or play area for residents' use below the lowest residential floor of a building in the Phase (whether known as a covered and landscaped play area or otherwise) 位於期數中的建築物的最低一層住宅樓層以下的、供住客使用的公用花園或遊樂地方 (不論是稱為有蓋及園景的遊樂場或有其他名稱)	345.753	3722	237.517	2557	583.270	6278

Note: The above areas have been converted to square feet based on a conversion rate of 1 square metre = 10.764 square feet and rounded off to the nearest integer (Not applicable to the figures in the column of the "Total Area").

附註：上述所列之面積以1平方米 = 10.764平方呎換算至平方呎，並四捨五入至整數（不適用於「總面積」欄內的數字）。

1. The address of the website on which copies of the Outline Zoning Plans relating to the Development are available: www.ozp.tpb.gov.hk.
 2. (a) A copy of every deed of mutual covenant in respect of the specified residential properties that has been executed is available for inspection at the place at which the specified residential properties are offered to be sold.
(b) The inspection is free of charge.
1. 備有關於本發展項目的分區計劃大綱圖的文本供閱覽的互聯網網站的網址為 www.ozp.tpb.gov.hk。
 2. (a) 指明住宅物業的每一已簽立的公契的文本存放在指明住宅物業的售樓處，以供閱覽。
(b) 無須為閱覽付費。

1. Exterior finishes

Item	Description
	<u>Type of finishes:</u>
(a) External wall	Finished with ceramic tile, external paint, aluminium cladding, aluminium louvers, stone cladding, glass cladding, metal grille, metal feature and curtain wall.
	<u>Material of the frame:</u> Aluminium window frames.
	<u>Material of the glass:</u>
(b) Window	Insulated Glass Unit (IGU) of clear glass and tinted low-e coating glass for living room, dining room, bedroom, walk-in closet (inside bedroom 1 of Flat A of 38/F and roof of Tower 1B) and kitchen (if applicable). Tinted glass for kitchen, utility room and walk-in closet (inside master ensuite of Flat A of 38/F and roof of Tower 1B); Frosted glass for bathroom and bedroom (if applicable).
(c) Bay window	Not applicable.
	<u>Type of finishes:</u>
(d) Planter	Planters and planter curb finished with porcelain tile (if applicable).
	<u>Type of finishes:</u>
	Balcony: Wall finished with aluminium cladding and ceramic tile. Ceiling finished with aluminium panels.
(e) Verandah or balcony	Clear laminated tempered glass balustrade fitted with aluminium frame, aluminium top rail and vertical posts. Curb finished with porcelain tiles and aluminium cladding. Floor finished with porcelain tiles. Balcony is covered. There is no verandah in the Phase.
(f) Drying facilities for clothing	Not applicable.

1. 外部裝修物料

細項	描述
	<u>裝修物料的類型：</u>
(a) 外牆	以瓷磚、外牆漆、鋁質飾面板、鋁質百葉、石材飾面板、玻璃飾面板、金屬欄柵、金屬裝飾及玻璃幕牆鋪砌。
	<u>框的用料：</u> 鋁質窗框。
	<u>玻璃的用料：</u>
(b) 窗	雙層中空玻璃（一面清玻璃及一面有色低輻射鍍膜玻璃）於客廳、飯廳、睡房、衣帽間（位於第1B座38樓及天台A單位睡房1內）及廚房（如適用）。 有色玻璃於廚房，工作間及衣帽間（位於第1B座38樓及天台A單位主人套房內）。 磨砂玻璃於浴室及睡房（如適用）。
(c) 窗台	不適用。
	<u>裝修物料的類型：</u>
(d) 花槽	花槽及花槽緣邊以高溫瓷質磚鋪砌（如適用）。
	<u>裝修物料的類型：</u>
	露台： 牆壁以鋁質飾面板及瓷磚鋪砌。 天花裝設鋁板。
(e) 陽台或露台	圍欄裝設鋁框鑲夾層鋼化清玻璃配以鋁質頂欄及企柱。 圍邊鋪砌高溫瓷質磚及鋁質飾面板。 地板鋪砌高溫瓷質磚。 露台有蓋。 期數不設陽台。
(f) 乾衣設施	不適用。

2. Interior finishes

Item	Description
	<u>Type of wall, floor and ceiling finishes:</u>
	Main Entrance Lobby Wall finished with natural stone, wallpaper and metal. Floor finished with natural stone. Gypsum board false ceiling finished with emulsion paint and metal.
	Tower Lift Lobby on Residential Floors Wall finished with wood veneer, wallpaper, glazing and metal. Floor finished with porcelain tile. Gypsum board false ceiling finished with emulsion paint and metal.
(a) Lobby	Mansion Lift Lobby (and adjoining lobby, if applicable) on Residential Floors Wall finished with wood veneer, wallpaper, glazing and metal. Floor finished with porcelain tile. Gypsum board false ceiling finished with emulsion paint and metal.
	Basement Carpark Lift Lobby Wall finished with wood veneer, wallpaper and porcelain tile. Floor finished with porcelain tile. Gypsum board false ceiling finished with emulsion paint and metal.
	Private Lobby of Flat C on G/F of Mansion B Wall finished with emulsion paint. Floor finished with porcelain tile. Gypsum board false ceiling finished with emulsion paint.
	Type of Wall Finishes Living room, dining room and bedroom finished with emulsion paint. (except Flat B and Flat F of 25/F of Tower 1B and Flat C of 1/F of Mansion C).
	<u>Tower 1B</u> Flat B of 25/F Living room and dining room, bedroom 1, bedroom 2 and master bedroom – internal wall finished with emulsion paint and wallpaper.
(b) Internal wall and ceiling	Flat F of 25/F Living room and dining room, bedroom and master bedroom – internal wall finished with emulsion paint and wallpaper.
	<u>Mansion C</u> Flat C of 1/F Living room and dining room, bedroom 1, bedroom 2 and master bedroom – internal wall finished with emulsion paint and wallpaper.
	Type of Ceiling Finishes Ceiling of living room, dining room and bedroom finished with emulsion paint where exposed and gypsum board bulkhead finished with emulsion paint.
	<u>Material of floor and skirting:</u>
(c) Internal floor	Living room, dining room and bedroom finished with engineered timber flooring and paint finish timber skirting. Natural stone border along edge of floor adjoining door to balcony, door to utility platform and door to flat roof.

2. 室內裝修物料

細項	描述
	<u>牆壁、地板及天花板的裝修物料的類型：</u>
	入口大堂 牆身以天然石材、牆紙及金屬鋪砌。地板以天然石材鋪砌。石膏板假天花髹上乳膠漆及裝設金屬。
	大廈住宅樓層升降機大堂 牆身以木皮飾面、牆紙、玻璃及金屬鋪砌。地板以高溫瓷質磚鋪砌。石膏板假天花髹上乳膠漆及裝設金屬。
(a) 大堂	低座住宅樓層升降機大堂 (及毗鄰大堂，如適用) 牆身以木皮飾面、牆紙、玻璃及金屬鋪砌。地板以高溫瓷質磚鋪砌。石膏板假天花髹上乳膠漆及裝設金屬。
	地庫停車場升降機大堂 牆身以木皮飾面、牆紙及高溫瓷質磚鋪砌。地板以高溫瓷質磚鋪砌。石膏板假天花髹上乳膠漆及裝設金屬。
	低座B座地下C單位之私人大堂 牆身髹上乳膠漆。地板以高溫瓷質磚鋪砌。石膏板假天花髹上乳膠漆。
	牆壁的裝修物料的類型 客廳、飯廳及睡房髹上乳膠漆。(第1B座25樓B單位及F單位及低座C座1樓C單位除外)。
	<u>第1B座</u> 25樓B單位 客廳及飯廳、睡房1、睡房2及主人睡房 — 牆身髹上乳膠漆及牆紙鋪砌。
(b) 內牆及天花板	25樓F單位 客廳及飯廳、睡房及主人睡房 — 牆身髹上乳膠漆及牆紙鋪砌。
	<u>低座C座</u> 1樓C單位 客廳及飯廳、睡房1、睡房2及主人睡房 — 牆身髹上乳膠漆及牆紙鋪砌。
	天花板的裝修物料的類型 客廳、飯廳及睡房天花的外露部分髹上乳膠漆，石膏板假陣髹上乳膠漆。
	<u>地板及牆腳線的用料：</u>
(c) 內部地板	客廳、飯廳及睡房內部地板以複合木地板鋪砌，配以油漆飾面木牆腳線。通往露台門、工作平台門及平台門之地板圍邊部分以天然石材鋪砌。

2. Interior finishes

Item	Description
	<p><u>Type of wall, floor and ceiling finishes</u></p> <p>Wall finished with porcelain tile and mirror (except those areas covered by vanity counter and mirror cabinet and above false ceiling level). Floor finished with porcelain tile (except those areas under bath tub and areas covered by vanity counter). Gypsum board false ceiling finished with emulsion paint, aluminium panel and metal. Wall finishes run up to the false ceiling.</p> <p>(Except those flats set out below.)</p>
	<p><u>Mansion B</u></p> <p>Bathroom at Flat E of 1/F-3/F & 5/F-6/F</p>
	<p><u>Mansion C</u></p> <p>Bathroom at Flat D of G/F</p> <p>Wall finished with porcelain tile (except those areas covered by vanity counter and mirror cabinet and above false ceiling level). Floor finished with porcelain tile (except those areas under bath tub and areas covered by vanity counter). Gypsum board false ceiling finished with emulsion paint, aluminium panel and metal. Wall finishes run up to the false ceiling.</p>
	<p><u>Tower 1A</u></p> <p>Bathroom at Flats G & H of 5/F-12/F, 15/F-23/F, 25/F-33/F, 35/F-38/F</p>
(d) Bathroom	<p><u>Mansion A</u></p> <p>Bathroom at Flats A & C of G/F, 1/F-3/F</p> <p>Bathroom at Flat A of 5/F</p> <p>Bathroom at Flat C of 5/F and roof</p>
	<p><u>Mansion B</u></p> <p>Bathroom at Flat A of G/F, 1/F-3/F & 5/F</p> <p>Bathroom at Flat A of 6/F and roof</p>
	<p><u>Mansion C</u></p> <p>Bathroom at Flat A of G/F, 1/F-3/F & 5/F</p>
	<p><u>Mansion D</u></p> <p>Bathroom at Flat A of G/F</p> <p>Bathroom at Flats A, D & E of 1/F-3/F</p> <p>Bathroom at Flats A & E of 5/F</p> <p>Bathroom at Flat E of 6/F</p> <p>Bathroom at Flat A of 6/F and roof</p> <p>Wall finished with porcelain tile (except those areas covered by vanity counter and mirror cabinet and above false ceiling level). Floor finished with porcelain tile and natural stone (except those areas covered by vanity counter). Gypsum board false ceiling finished with emulsion paint, aluminium panel and metal. Wall finishes run up to the false ceiling.</p>

2. 室內裝修物料

細項	描述
	<p><u>牆壁、地板及天花板的裝修物料的類型</u></p> <p>牆壁以高溫瓷質磚及鏡鋪砌(面盆櫃及鏡櫃遮蓋的範圍及假天花以上除外)。地板以高溫瓷質磚鋪砌(浴缸底及面盆櫃遮蓋的範圍除外)。石膏板假天花髹上乳膠漆，裝設鋁板及金屬。牆壁裝修物料鋪砌至假天花。</p> <p>(下述單位除外。)</p>
	<p><u>低座B座</u></p> <p>1樓至3樓及5樓至6樓E單位之浴室</p>
	<p><u>低座C座</u></p> <p>地下D單位之浴室</p> <p>牆壁以高溫瓷質磚鋪砌(面盆櫃及鏡櫃遮蓋的範圍及假天花以上除外)。地板以高溫瓷質磚鋪砌(浴缸底及面盆櫃遮蓋的範圍除外)。石膏板假天花髹上乳膠漆，裝設鋁板及金屬。牆壁裝修物料鋪砌至假天花。</p>
	<p><u>第1A座</u></p> <p>5樓至12樓、15樓至23樓、25樓至33樓、35樓至38樓G及H單位之浴室</p>
(d) 浴室	<p><u>低座A座</u></p> <p>地下、1樓至3樓A及C單位之浴室</p> <p>5樓A單位之浴室</p> <p>5樓及天台C單位之浴室</p>
	<p><u>低座B座</u></p> <p>地下、1樓至3樓及5樓A單位之浴室</p> <p>6樓及天台A單位之浴室</p>
	<p><u>低座C座</u></p> <p>地下、1樓至3樓及5樓A單位之浴室</p>
	<p><u>低座D座</u></p> <p>地下A單位之浴室</p> <p>1樓至3樓A、D及E單位之浴室</p> <p>5樓A及E單位之浴室</p> <p>6樓E單位之浴室</p> <p>6樓及天台A單位之浴室</p> <p>牆壁以高溫瓷質磚鋪砌(面盆櫃及鏡櫃遮蓋的範圍及假天花以上除外)。地板以高溫瓷質磚及天然石材鋪砌(面盆櫃遮蓋的範圍除外)。石膏板假天花髹上乳膠漆，裝設鋁板及金屬。牆壁裝修物料鋪砌至假天花。</p>

2. Interior finishes

Item	Description
(d) Bathroom	<p><u>Tower 1A</u> Bathroom at Flat B of 3/F, 5/F-12/F, 15/F-23/F, 25/F-33/F, 35/F-37/F Bathroom 2 at Flat A of 38/F and roof</p> <p><u>Tower 1B</u> Bathroom at Flat F of 3/F Bathroom 2 at Flat A of 38/F and roof</p> <p><u>Mansion A</u> Bathroom at Flat D of G/F, 1/F-3/F & 5/F</p> <p><u>Mansion B</u> Bathroom at Flats C & D of 1/F-3/F & 5/F-6/F</p> <p><u>Mansion D</u> Bathroom at Flat C of 1/F-3/F & 5/F-6/F</p> <p>Wall finished with porcelain tile and mirror (except those areas covered by vanity counter and mirror cabinet and above false ceiling level). Floor finished with porcelain tile and natural stone (except those areas covered by vanity counter). Gypsum board false ceiling finished with emulsion paint, aluminium panel and metal. Wall finishes run up to the false ceiling.</p>
	<p><u>Tower 1A</u> Master bathroom at Flat A of 38/F and roof</p> <p><u>Tower 1B</u> Master bathroom at Flat A of 38/F and roof</p> <p>Wall finished with porcelain tile and mirror (except those areas covered by vanity counter and mirror cabinet and above false ceiling level). Floor finished with natural stone (except those areas under bath tub and areas covered by vanity counter). Gypsum board false ceiling finished with emulsion paint, aluminium panel and metal. Wall finishes run up to the false ceiling.</p>
	<p><u>Type of wall, floor, ceiling and cooking bench finishes</u> Wall finished with porcelain tile and glazing (except those areas covered by kitchen cabinet and above false ceiling level). Floor finished with porcelain tile (except those areas covered by kitchen cabinet). Gypsum board false ceiling finished with emulsion paint, aluminium panel and metal. All cooking bench countertop is fitted with solid surface material. Wall finishes run up to the false ceiling. (Except those flats set out below.)</p>
	<p><u>Tower 1A</u> Flat A of 38/F and roof</p> <p><u>Tower 1B</u> Flat A of 38/F and roof</p> <p>Wall finished with porcelain tile and glazing (except those areas covered by kitchen cabinet and above false ceiling level). Floor finished with porcelain tile (except those areas covered by kitchen cabinet). Gypsum board false ceiling finished with emulsion paint, aluminium panel and metal. All cooking bench countertop is fitted with reconstituted stone. Wall finishes run up to the false ceiling.</p>

2. 室內裝修物料

細項	描述
(d) 浴室	<p><u>第1A座</u> 3樓、5樓至12樓、15樓至23樓、25樓至33樓、35樓至37樓B單位之浴室 38樓及天台A單位之浴室2</p> <p><u>第1B座</u> 3樓F單位之浴室 38樓及天台A單位之浴室2</p> <p><u>低座A座</u> 地下、1樓至3樓及5樓D單位之浴室</p> <p><u>低座B座</u> 1樓至3樓及5樓至6樓C及D單位之浴室</p> <p><u>低座D座</u> 1樓至3樓及5樓至6樓C單位之浴室</p> <p>牆壁以高溫瓷質磚及鏡鋪砌(面盆櫃及鏡櫃遮蓋的範圍及假天花以上除外)。地板以高溫瓷質磚及天然石材鋪砌(面盆櫃遮蓋的範圍除外)。石膏板假天花髹上乳膠漆，裝設鋁板及金屬。牆壁裝修物料鋪砌至假天花。</p>
	<p><u>第1A座</u> 38樓及天台A單位之主人浴室</p> <p><u>第1B座</u> 38樓及天台A單位之主人浴室</p> <p>牆壁以高溫瓷質磚及鏡鋪砌(面盆櫃及鏡櫃遮蓋的範圍及假天花以上除外)。地板以天然石材鋪砌(浴缸底及面盆櫃遮蓋的範圍除外)。石膏板假天花髹上乳膠漆，裝設鋁板及金屬。牆壁裝修物料鋪砌至假天花。</p>
	<p><u>牆壁、地板、天花板及灶台的裝修物料的類型</u> 牆壁以高溫瓷質磚及玻璃鋪砌(廚櫃遮蓋的範圍及假天花以上除外)。地板以高溫瓷質磚鋪砌(廚櫃遮蓋的範圍除外)。石膏板假天花髹上乳膠漆，裝設鋁板及金屬。所有灶台面以實心面料安裝。牆壁裝修物料鋪砌至假天花。 (下述單位除外。)</p>
	<p><u>第1A座</u> 38樓及天台A單位</p> <p><u>第1B座</u> 38樓及天台A單位</p> <p>牆壁以高溫瓷質磚及玻璃鋪砌(廚櫃遮蓋的範圍及假天花以上除外)。地板以高溫瓷質磚鋪砌(廚櫃遮蓋的範圍除外)。石膏板假天花髹上乳膠漆，裝設鋁板及金屬。所有灶台面以人造石安裝。牆壁裝修物料鋪砌至假天花。</p>

(e) 廚房

2. Interior finishes

Item	Description
(e) Kitchen	<u>Tower 1B</u> Flat B of 3/F, 5/F-12/F, 15/F-23/F, 25/F-33/F, 35/F-37/F
	<u>Mansion A</u> Flat D of G/F, 1/F-3/F & 5/F
	<u>Mansion B</u> Flat C of 1/F-3/F & 5/F-6/F
	<u>Mansion C</u> Flat D of G/F
	<u>Mansion D</u> Flat C of 1/F-3/F & 5/F-6/F Wall finished with glazing (except those areas covered by kitchen cabinet and above false ceiling level). Floor finished with natural stone (except those areas covered by kitchen cabinet). Gypsum board false ceiling finished with emulsion paint. All cooking bench countertop is fitted with solid surface material. Wall finishes run up to the false ceiling.

2. 室內裝修物料

細項	描述
(e) 廚房	<u>第1B座</u> 3樓、5樓至12樓、15樓至23樓、25樓至33樓、35樓至37樓B單位
	<u>低座A座</u> 地下、1樓至3樓及5樓D單位
	<u>低座B座</u> 1樓至3樓及5樓至6樓C單位
	<u>低座C座</u> 地下D單位
	<u>低座D座</u> 1樓至3樓及5樓至6樓C單位 牆壁以玻璃鋪砌(廚櫃遮蓋的範圍及假天花以上除外)。地板以天然石材鋪砌(廚櫃遮蓋的範圍除外)。石膏板假天花髹上乳膠漆。所有灶台面以實心面料安裝。牆壁裝修物料鋪砌至假天花。

2. Interior finishes

Item	Description
(e) Kitchen	<u>Tower 1A</u>
	Flat B of 3/F
	Flats B, E, F, G & H of 5/F
	Flats B, D, E, F, G & H of 6/F-12/F, 15/F-23/F, 25/F-33/F, 35/F-37/F
	Flats D, E, F, G & H of 38/F
	<u>Tower 1B</u>
	Flats C, D, E & F of 3/F
	Flats C, D, E, F & G of 5/F-12/F, 15/F-23/F, 25/F-33/F, 35/F-37/F
	Flats E, F & G of 38/F
	<u>Mansion A</u>
	Flats A & B of G/F
	Flats A, B & E of 1/F-3/F
	Flats A & E of 5/F
	Flat B of 5/F and roof
	<u>Mansion B</u>
	Flat B of G/F
	Flats B, D & E of 1/F-3/F & 5/F
	Flats D & E of 6/F
	Flat B of 6/F and roof
	<u>Mansion C</u>
	Flats B & C of G/F
	Flats B, C, D, E & F of 1/F-3/F
	Flats D, E & F of 5/F
	Flats B & C of 5/F and roof
	<u>Mansion D</u>
	Flat B of G/F
	Flats B, D & E of 1/F-3/F
Flats B & E of 5/F	
Flat E of 6/F	
Flat B of 6/F and roof	
Wall finished with glazing, high gloss lacquer paint panel and metal trim (except those areas covered by kitchen cabinet and above false ceiling level). Floor finished with natural stone (except those areas covered by kitchen cabinet). Gypsum board false ceiling finished with emulsion paint. All cooking bench countertop is fitted with solid surface material. Wall finishes run up to the false ceiling.	

2. 室內裝修物料

細項	描述
(e) 廚房	<u>第1A座</u>
	3樓B單位
	5樓B、E、F、G及H單位
	6樓至12樓、15樓至23樓、25樓至33樓、35樓至37樓B、D、E、F、G及H單位
	38樓D、E、F、G及H單位
	<u>第1B座</u>
	3樓C、D、E及F單位
	5樓至12樓、15樓至23樓、25樓至33樓、35樓至37樓C、D、E、F及G單位
	38樓E、F及G單位
	<u>低座A座</u>
	地下A及B單位
	1樓至3樓A、B及E單位
	5樓A及E單位
	5樓及天台B單位
	<u>低座B座</u>
	地下B單位
	1樓至3樓及5樓B、D及E單位
	6樓D及E單位
	6樓及天台B單位
	<u>低座C座</u>
	地下B及C單位
	1樓至3樓B、C、D、E及F單位
	5樓D、E及F單位
	5樓及天台B及C單位
	<u>低座D座</u>
	地下B單位
	1樓至3樓B、D及E單位
5樓B及E單位	
6樓E單位	
6樓及天台B單位	
牆壁以玻璃、高光度油漆飾面板及金屬線鋪砌(廚櫃遮蓋的範圍及假天花以上除外)。地板以天然石材鋪砌(廚櫃遮蓋的範圍除外)。石膏板假天花髹上乳膠漆。所有灶台面以實心面料安裝。牆壁裝修物料鋪砌至假天花。	

3. Interior fittings

Item	Description
	Material, finishes and accessories:
	Flat Entrance Solid core fire rated timber door finished with wood veneer and metal, and fitted with lockset, concealed door closer, door guard, door stopper and eye viewer (except the flat set out below).
	<u>Mansion B</u> Flat Entrance at Flat C on G/F Solid core fire rated timber door finished with wood veneer and metal, and fitted with lockset, concealed door closer, door guard, door stopper and fire rated glass vision panel.
	Private Lobby to Dining Room Solid core fire rated timber door finished with wood veneer and metal, and fitted with lockset, concealed door closer, door guard, door stopper and eye viewer.
	Kitchen (All non-open Kitchen) Solid core fire rated timber door finished with paint and metal, and fitted with fire rated glass vision panel, door stopper and concealed type door closer.
	Bedroom Hollow core timber door finished with paint and metal, and fitted with lockset and door stopper.
	Master Bathroom and Bathroom Hollow core timber door finished with paint and metal, and fitted with lockset and door stopper (except those flats set out below).
(a) Doors	<u>Tower 1A</u> Bathroom at Flats G & H of 5/F-12/F, 15/F-23/F, 25/F-33/F, 35/F-38/F Hollow core timber sliding door finished with paint and metal, and fitted with lockset and timber louver.
	<u>Tower 1A</u> Bathroom at Flats A, B & C; master bathroom at Flat A of 3/F Bathroom at Flats A, B, C, E & F; master bathroom at Flat A of 5/F Bathroom at Flats A, B, C, D, E & F; master bathroom at Flat A of 6/F-12/F, 15/F-23/F, 25/F-33/F, 35/F-37/F Bathroom at Flats D, E & F of 38/F Bathroom 1 & bathroom 2 at Flat A of 38/F and roof
	<u>Tower 1B</u> Bathroom at Flats A, B, C, E & F of 3/F Bathroom at Flats A, B, C, E, F & G of 5/F-12/F, 15/F-23/F, 25/F-33/F, 35/F-37/F Bathroom at Flats E, F & G of 38/F Bathroom 1, bathroom 2 & master bathroom at Flat A of 38/F and roof Hollow core timber door finished with paint and metal, and fitted with lockset, door stopper and timber louver.

3. 室內裝置

細項	描述
	用料、裝修物料及配件：
	單位入口 實心防火木門配木皮飾面及金屬，配以門鎖、隱藏式氣鼓、防盜扣、門擋及防盜眼(以下單位除外)。
	<u>低座B座</u> 地下C單位之單位入口 實心防火木門配木皮飾面及金屬，配以門鎖、隱藏式氣鼓、防盜扣、門擋及防火玻璃小窗。
	私人大堂往飯廳 實心防火木門配木皮飾面及金屬，配以門鎖、隱藏式氣鼓、防盜扣、門擋及防盜眼。
	廚房(所有非開放式廚房) 實心防火木門配油漆及金屬，裝設防火玻璃小窗、門擋及隱藏式氣鼓。
	睡房 空心木門配油漆及金屬，配以門鎖及門擋。
	主人浴室及浴室 空心木門配油漆及金屬，配以門鎖及門擋(以下單位除外)。
(a) 門	<u>第1A座</u> 5樓至12樓、15樓至23樓、25樓至33樓、35樓至38樓G及H單位之浴室 空心木趟門配油漆及金屬，配以門鎖及木百葉。
	<u>第1A座</u> 3樓A、B及C單位之浴室；A單位之主人浴室 5樓A、B、C、E及F單位之浴室；A單位之主人浴室 6樓至12樓、15樓至23樓、25樓至33樓、35樓至37樓A、B、C、D、E及F單位之浴室；A單位之主人浴室 38樓D、E及F單位之浴室 38樓及天台A單位之浴室1、浴室2
	<u>第1B座</u> 3樓A、B、C、E及F單位之浴室 5樓至12樓、15樓至23樓、25樓至33樓、35樓至37樓A、B、C、E、F及G單位之浴室 38樓E、F及G單位之浴室 38樓及天台A單位之浴室1、浴室2及主人浴室 空心木門配油漆及金屬，配以門鎖、門擋及木百葉。

3. Interior fittings

Item	Description
	<u>Mansion A</u>
	Bathroom at Flat B; master bathroom at Flat C of G/F
	Bathroom at Flats B & E; master bathroom at Flat C of 1/F-3/F
	Bathroom at Flat E of 5/F
	Bathroom at Flat B of 5/F and roof
	Master bathroom at Flat C of 5/F and roof
	<u>Mansion B</u>
	Bathroom at Flat B; bathroom 1 & bathroom 2 at Flat C; master bathroom at Flat A of G/F
	Bathroom at Flats B, D & E; master bathroom at Flat A of 1/F-3/F & 5/F
	Bathroom at Flats D & E of 6/F
	Bathroom at Flat B of 6/F and roof
	Master bathroom at Flat A of 6/F and roof
	<u>Mansion C</u>
	Bathroom at Flats B & C; master bathroom at Flat A of G/F
	Bathroom at Flats B, C, D, E & F; master bathroom at Flat A of 1/F-3/F
	Bathroom at Flats D, E & F of 5/F
	Bathroom at Flats B & C of 5/F and roof
(a) Doors	<u>Mansion D</u>
	Bathroom at Flat B; bathroom 1 & bathroom 2 at Flat C; master bathroom at Flat A of G/F
	Bathroom at Flat B; master bathroom at Flat A of 1/F-3/F & 5/F
	Bathroom at Flat B of 6/F and roof
	Master bathroom at Flat A of 6/F and roof
	Hollow core timber door finished with paint and metal, and fitted with lockset, door stopper and timber louver.
	Store Room
	Hollow core timber door finished with paint and metal and fitted with lockset and door stopper.
	Utility Room
	Solid core fire-rated timber door finished with paint and metal, and fitted with lockset and door stopper (Except those flats set out below).
	<u>Tower 1B</u>
	Flat A of 3/F, 5/F-12/F, 15/F-23/F, 25/F-33/F, 35/F-37/F
	Hollow core timber sliding door finished with paint and metal, and fitted with lockset and door stopper.

3. 室內裝置

細項	描述
	<u>低座A座</u>
	地下B單位之浴室；C單位之主人浴室
	1樓至3樓B及E單位之浴室；C單位之主人浴室
	5樓E單位之浴室
	5樓及天台B單位之浴室
	5樓及天台C單位之主人浴室
	<u>低座B座</u>
	地下B單位之浴室；C單位之浴室1及浴室2；A單位之主人浴室
	1樓至3樓及5樓B、D及E單位之浴室；A單位之主人浴室
	6樓D及E單位之浴室
	6樓及天台B單位之浴室
	6樓及天台A單位之主人浴室
	<u>低座C座</u>
	地下B及C單位之浴室；A單位之主人浴室
	1樓至3樓B、C、D、E及F單位之浴室；A單位之主人浴室
	5樓D、E及F單位之浴室
(a) 門	5樓及天台B及C單位之浴室
	<u>低座D座</u>
	地下B單位之浴室；C單位之浴室1及浴室2；A單位之主人浴室
	1樓至3樓及5樓B單位之浴室；A單位之主人浴室
	6樓及天台B單位之浴室
	6樓及天台A單位之主人浴室
	空心木門配油漆及金屬，配以門鎖、門擋及木百葉。
	儲物房
	空心木門配油漆及金屬，配以門鎖及門擋。
	工作間
	實心防火木門配油漆及金屬，配以門鎖及門擋(下述單位除外)。
	<u>第1B座</u>
	3樓、5樓至12樓、15樓至23樓、25樓至33樓、35樓至37樓A單位
	空心木趟門配油漆及金屬，配以門鎖及門擋。

3. Interior fittings

Item	Description
(a) Doors	<p>Walk-in closet Hollow core timber door finished with paint and metal, and fitted with lockset and door stopper.</p>
	<p>Lavatory Metal framed door finished with paint and fitted with frosted glass, louver and lockset.</p>
	<p>Balcony and Utility platform Aluminium framed door finished with fluorocarbon coating fitted with Insulated Glass Unit (IGU) of clear glass and tinted low-e coating glass, handle and lockset.</p>
	<p>Flat Roof and Garden (if applicable) Aluminium framed door finished with fluorocarbon coating fitted with Insulated Glass Unit (IGU) of clear glass and tinted low-e coating glass, handle and lockset.</p>
	<p>Internal Staircase to Roof Aluminium framed door finished with fluorocarbon coating fitted with fire rated glass, door closer, pull handle and lockset.</p>
	<p><u>Type and material of fittings and equipment:</u> Wooden mirror cabinet and wooden vanity counter with natural stone countertop. Fittings include vitreous china wash basin with chrome-plated basin mixer, vitreous china water closet, chrome-plated towel bar, chrome-plated toilet paper holder and chrome-plated hook. (Except those flats set out below.)</p>
(b) Bathroom	<p><u>Tower 1A</u> Bathroom at Flats G & H of 5/F-12/F, 15/F-23/F, 25/F-33/F, 35/F-38/F Wooden mirror cabinet and wooden vanity counter with natural stone countertop. Fittings include vitreous china wash basin with chrome-plated basin mixer, vitreous china water closet, chrome-plated towel bar, chrome-plated toilet paper holder.</p>
	<p><u>Tower 1A</u> Master bathroom at Flat A of 38/F and roof</p>
	<p><u>Tower 1B</u> Master bathroom at Flat A of 38/F and roof Wooden mirror cabinet and wooden vanity counter with natural stone countertop. Fittings include vitreous china wash basin with colour electro-plated basin mixer, vitreous china water closet, colour electro-plated towel bar, colour electro-plated toilet paper holder and colour electro-plated hook.</p>
	<p><u>Type and material of water supply system:</u> Copper pipes are used for cold and hot water supply system.</p>

3. 室內裝置

細項	描述
(a) 門	<p>衣帽間 空心木門配油漆及金屬，配以門鎖及門擋。</p>
	<p>廁所 油漆金屬框門，配以磨砂玻璃、百葉及門鎖。</p>
	<p>露台及工作平台 氟化碳塗層鋁框門連雙層中空玻璃（一面清玻璃及一面有色低輻射鍍膜玻璃），配以拉手及門鎖。</p>
	<p>平台及花園（如適用） 氟化碳塗層鋁框門連雙層中空玻璃（一面清玻璃及一面有色低輻射鍍膜玻璃），配以拉手及門鎖。</p>
	<p>通往天台的內部樓梯 氟化碳塗層鋁框門，配以防火玻璃，氣鼓，把手及門鎖。</p>
	<p><u>裝置及設備的類型及用料：</u> 木鏡櫃及木面盆櫃連天然石材檯面。 裝置包括：搪瓷洗手盆配鍍鉻水龍頭、搪瓷坐廁、鍍鉻毛巾架、鍍鉻廁紙架及鍍鉻掛勾。 (下述單位除外。)</p>
(b) 浴室	<p><u>第1A座</u> 5樓至12樓、15樓至23樓、25樓至33樓、35樓至38樓G及H單位之浴室 木鏡櫃及木面盆櫃連天然石材檯面。 裝置包括：搪瓷洗手盆配鍍鉻水龍頭、搪瓷坐廁、鍍鉻毛巾架、鍍鉻廁紙架。</p>
	<p><u>第1A座</u> 38樓及天台A單位之主人浴室</p>
	<p><u>第1B座</u> 38樓及天台A單位之主人浴室 木鏡櫃及木面盆櫃連天然石材檯面。 裝置包括：搪瓷洗手盆配有色電鍍水龍頭、搪瓷坐廁、有色電鍍毛巾架、有色電鍍廁紙架及有色電鍍掛勾。</p>
	<p><u>供水系統的類型及用料：</u> 冷熱水供水系統採用銅喉管。</p>

3. Interior fittings

Item	Description
	Type and material of bathing facilities (including shower or bath tub, if applicable) and size of bath tub, if applicable: Press steel bath tub (1500mm L X 700mm W X 420mm D) with metal shower curtain rod and chrome-plated bath mixer are provided in Bathrooms with bath tub. (Except those flats set out below.)
	<u>Tower 1A</u> Master bathroom at Flat A of 38/F and roof
	<u>Tower 1B</u> Master bathroom at Flat A of 38/F and roof Press steel bath tub (1500mm L X 700mm W X 420mm D) with colour electro-plated bath mixer and tempered glass shower cubicle with colour electro-plated shower mixer are provided in bathrooms with bath tub and shower cubicle.
(b) Bathroom	<u>Tower 1A</u> Bathroom at Flats G & H of 5/F-12/F, 15/F-23/F, 25/F-33/F, 35/F-38/F Bathroom at Flat B of 3/F, 5/F-12/F, 15/F-23/F, 25/F-33/F, 35/F-37/F Bathroom 2 at Flat A of 38/F and roof
	<u>Tower 1B</u> Bathroom at Flat F of 3/F Bathroom 2 at Flat A of 38/F and roof
	<u>Mansion A</u> Bathroom at Flats A, C & D of G/F, 1/F-3/F Bathroom at Flats A & D of 5/F Bathroom at Flat C of 5/F and roof
	<u>Mansion B</u> Bathroom at Flat A of G/F Bathroom at Flats A, C & D of 1/F-3/F & 5/F Bathroom at Flats C & D of 6/F Bathroom at Flat A of 6/F and roof

3. 室內裝置

細項	描述
	沐浴設施(包括花灑或浴缸(如適用的話))及浴缸大小(如適用的話): 設有浴缸之浴室配備鋼板浴缸(1500毫米長 X 700毫米闊 X 420毫米深)連金屬浴簾杆及鍍鉻浴缸花灑龍頭。 (下述單位除外。)
	<u>第1A座</u> 38樓及天台A單位之主人浴室
	<u>第1B座</u> 38樓及天台A單位之主人浴室 設有浴缸及淋浴間之浴室配備鋼板浴缸(1500毫米長 X 700毫米闊 X 420毫米深)及有色電鍍浴缸花灑龍頭, 配備強化玻璃淋浴間及有色電鍍花灑龍頭。
(b) 浴室	<u>第1A座</u> 5樓至12樓、15樓至23樓、25樓至33樓、35樓至38樓G及H單位之浴室 3樓、5樓至12樓、15樓至23樓、25樓至33樓、35樓至37樓B單位之浴室 38樓及天台A單位之浴室2
	<u>第1B座</u> 3樓F單位之浴室 38樓及天台A單位之浴室2
	<u>低座A座</u> 地下、1樓至3樓A、C及D單位之浴室 5樓A及D單位之浴室 5樓及天台C單位之浴室
	<u>低座B座</u> 地下A單位之浴室 1樓至3樓及5樓A、C及D單位之浴室 6樓C及D單位之浴室 6樓及天台A單位之浴室

3. Interior fittings

Item	Description
(b) Bathroom	<u>Mansion C</u> Bathroom at Flat A of G/F, 1/F-3/F & 5/F
	<u>Mansion D</u> Bathroom at Flat A of G/F Bathroom at Flats A, C, D & E of 1/F-3/F Bathroom at Flats A, C & E of 5/F Bathroom at Flats C & E of 6/F Bathroom at Flat A of 6/F and roof
	Tempered glass shower cubicle with chrome-plated shower mixer are provided in bathrooms with shower cubicle.
	Material of sink unit and material and finishes of kitchen cabinet: Fitted with stainless steel sink with chrome-plated hot and cold water mixer. Kitchen cabinet in plywood board with high gloss acrylic finished door panels. (Except those flats set out below.)
(c) Kitchen	<u>Tower 1A</u> Flats A & C of 3/F, 5/F-12/F, 15/F-23/F, 25/F-33/F, 35/F-37/F
	<u>Mansion A</u> Flats B & C of G/F, 1/F-3/F Flat C of 5/F and roof
	<u>Mansion C</u> Flat B of G/F, 1/F-3/F Flat B of 5/F and roof
	Fitted with stainless steel sink with chrome-plated hot and cold water mixer and metal wall unit lift system. Kitchen cabinet in high gloss acrylic finished door panels.
	<u>Tower 1A</u> Flat A of 38/F and roof
	<u>Tower 1B</u> Flat A of 38/F and roof
	Fitted with stainless steel sink with colour electro-plated hot and cold water mixer and metal wall unit lift system. Kitchen cabinet in wooden fiberboard, door panels finished with wood melamine and medium-density fiberboard finished with high gloss lacquer paint.
	Material of water supply system: Copper pipes for cold and hot water supply system.

3. 室內裝置

細項	描述
(b) 浴室	<u>低座C座</u> 地下、1樓至3樓及5樓A單位之浴室
	<u>低座D座</u> 地下A單位之浴室
	1樓至3樓A、C、D及E單位之浴室 5樓A、C及E單位之浴室 6樓C及E單位之浴室 6樓及天台A單位之浴室
	設有淋浴間之浴室配備強化玻璃淋浴間及鍍鉻花灑龍頭。
	洗滌盆的用料及廚櫃的用料及裝修物料： 裝設不銹鋼洗滌盆連鍍鉻冷熱水水龍頭。廚櫃以木夾板及高光度亞克力飾面門板組成。 (下述單位除外。)
(c) 廚房	<u>第1A座</u> 3樓、5樓至12樓、15樓至23樓、25樓至33樓、35樓至37樓A及C單位
	<u>低座A座</u> 地下、1樓至3樓B及C單位 5樓及天台C單位
	<u>低座C座</u> 地下、1樓至3樓B單位 5樓及天台B單位
	裝設不銹鋼洗滌盆連鍍鉻冷熱水水龍頭及金屬吊櫃手拉升降架。廚櫃以木夾板及高光度亞克力飾面門板組成。
	<u>第1A座</u> 38樓及天台A單位
	<u>第1B座</u> 38樓及天台A單位
	裝設不銹鋼洗滌盆連有色電鍍冷熱水水龍頭及金屬吊櫃手拉升降架。廚櫃以木纖維板、木紋膠板飾面門板及高光度油漆飾面中級密度纖維門板組成。
	供水系統的用料： 冷熱水供水系統採用銅喉管。

3. Interior fittings

Item	Description
	Type of all other fittings and equipment: Fire service installations and equipment fitted in or near open kitchen (if applicable) of the flats below - please refer to the following items of "Schedule of Mechanical & Electrical Provision of Residential Unit" : Smoke detector and sprinkler head
	<u>Tower 1A</u> Flat B of 3/F Flats B, E, F, G & H of 5/F Flats B, D, E, F, G & H of 6/F-12/F, 15/F-23/F, 25/F-33/F, 35/F-37/F Flats D, E, F, G & H of 38/F
	<u>Tower 1B</u> Flats B, C, D, E & F of 3/F Flats B, C, D, E, F & G of 5/F-12/F, 15/F-23/F, 25/F-33/F, 35/F-37/F Flats E, F & G of 38/F
	<u>Mansion A</u> Flats A, B & D of G/F Flats A, B, D & E of 1/F-3/F Flats A, D & E of 5/F Flat B of 5/F and roof
(c) Kitchen	<u>Mansion B</u> Flat B of G/F Flats B, C, D & E of 1/F-5/F Flats C, D & E of 6/F Flat B of 6/F and roof
	<u>Mansion C</u> Flats B, C & D of G/F Flats B, C, D, E & F of 1/F-3/F Flats D, E & F of 5/F Flats B & C of 5/F and roof
	<u>Mansion D</u> Flat B of G/F Flats B, C, D & E of 1/F-3/F Flats B, C & E of 5/F Flats C & E of 6/F Flat B of 6/F and roof

3. 室內裝置

細項	描述
	所有其他裝置及設備的類型： 安裝在以下單位開放式廚房(如適用)內或附近的消防裝置及設備 - 請參考「住宅單位機電裝置數量說明表」以下項目：煙霧探測器及消防花灑頭
	<u>第1A座</u> 3樓B單位 5樓B、E、F、G及H單位 6樓至12樓、15樓至23樓、25樓至33樓、35樓至37樓B、D、E、F、G及H單位 38樓D、E、F、G及H單位
	<u>第1B座</u> 3樓B、C、D、E及F單位 5樓至12樓、15樓至23樓、25樓至33樓、35樓至37樓B、C、D、E、F及G單位 38樓E、F及G單位
	<u>低座A座</u> 地下A、B及D單位 1樓至3樓A、B、D及E單位 5樓A、D及E單位 5樓及天台B單位
(c) 廚房	<u>低座B座</u> 地下B單位 1樓至5樓B、C、D及E單位 6樓C、D及E單位 6樓及天台B單位
	<u>低座C座</u> 地下B、C及D單位 1樓至3樓B、C、D、E及F單位 5樓D、E及F單位 5樓及天台B及C單位
	<u>低座D座</u> 地下B單位 1樓至3樓B、C、D及E單位 5樓B、C及E單位 6樓C及E單位 6樓及天台B單位

3. Interior fittings

Item	Description
	No fittings (except those flats set out below)
(d) Bedroom	<p><u>Tower 1A</u> Flat H of 25/F</p> <p>Metal curtain track is provided.</p>
(e) Telephone	<p>Telephone connection points are provided.</p> <p>For the location and number of connection points, please refer to the "Schedule of Mechanical & Electrical Provisions of Residential Units".</p>
(f) Aerials	<p>TV/FM outlets for local TV/FM radio programmes are provided.</p> <p>For the location and number of connection points, please refer to the "Schedule of Mechanical & Electrical Provisions of Residential Units".</p>
(g) Electrical Installations	<p><u>Electrical fittings (including safety devices):</u></p> <p>Single-phase electricity supply with miniature circuit breaker distribution board is provided at the following flats:</p> <p><u>Tower 1B</u> Flat A of 3/F-12/F, 15/F-23/F, 25/F-33/F, 35/F-37/F</p> <p>Three-phase electricity supply with miniature circuit breaker distribution board is provided at the following flats:</p> <p><u>Tower 1A</u> Flats A, B & C of 3/F Flats A, B, C, D, E, F, G & H of 5/F-12/F, 15/F-23/F, 25/F-33/F, 35/F-37/F (Flat D is omitted for 5/F) Flats D, E, F, G & H of 38/F Flat A of 38/F and Roof</p> <p><u>Tower 1B</u> Flats B, C, D, E & F of 3/F Flats B, C, D, E, F & G of 5/F-12/F, 15/F-23/F, 25/F-33/F, 35/F-37/F Flats E, F & G of 38/F Flat A of 38/F and Roof</p> <p><u>Mansion A, Mansion B, Mansion C & Mansion D</u> All Flats</p> <p><u>Whether conduits are concealed or exposed:</u></p> <p>Conduits are concealed in part and exposed in part. All exposed conduits are hidden in false ceilings, bulkheads or kitchen cabinets.</p> <p><u>Location and number of power points and air-conditioner points:</u></p> <p>For the number and location of power points and air-conditioner points, please refer to the "Schedule of Mechanical & Electrical Provisions of Residential Units".</p>

3. 室內裝置

細項	描述
	沒有任何裝置(除以下單位外)
(d) 睡房	<p><u>第1A座</u> 25樓H單位</p> <p>裝設有窗簾金屬路軌。</p> <p>裝設有電話接駁點。</p>
(e) 電話	<p>有關接駁點的位置及數目，請參閱「住宅單位機電裝置數量說明表」。</p> <p>裝設電視及電台插座，可接收本地電視及電台節目。</p>
(f) 天線	<p>有關接駁點的位置及數目，請參閱「住宅單位機電裝置數量說明表」。</p> <p><u>供電附件(包括安全裝置):</u></p> <p>以下單位提供單相電力配電箱連微型斷路器：</p> <p><u>第1B座</u> 3樓至12樓、15樓至23樓、25樓至33樓、35樓至37樓A單位</p> <p>以下單位提供三相電力配電箱連微型斷路器：</p> <p><u>第1A座</u> 3樓A、B及C單位 5樓至12樓、15樓至23樓、25樓至33樓、35樓至37樓A、B、C、D、E、F、G及H單位(5樓不設D單位) 38樓D、E、F、G及H單位 38樓及天台A單位</p> <p><u>第1B座</u> 3樓B、C、D、E及F單位 5樓至12樓、15樓至23樓、25樓至33樓、35樓至37樓B、C、D、E、F及G單位 38樓E、F及G單位 38樓及天台A單位</p> <p><u>低座A座、低座B座、低座C座及低座D座</u> 所有單位</p> <p><u>導管是隱藏或外露:</u></p> <p>導管部份隱藏及部份外露。所有外露導管均隱藏於假天花，假陣或廚櫃內。</p> <p><u>電插座及空調機接駁點的位置及數目:</u></p> <p>有關電插座及空調機接駁點之數目及位置，請參考「住宅單位機電裝置數量說明表」。</p>

3. Interior fittings

Item	Description
(h) Gas Supply	<p><u>Type, system and location:</u></p> <p>Towngas pipes are installed and connected to gas appliances at the kitchen in the following residential flats:</p> <p><u>Tower 1A</u> Flats A & C of 3/F, 5/F-12/F, 15/F-23/F, 25/F-33/F, 35/F-37/F Flat A of 38/F and Roof</p> <p><u>Tower 1B</u> Flat A of 3/F, 5/F-12/F, 15/F-23/F, 25/F-33/F, 35/F-37/F Flat A of 38/F and Roof</p> <p><u>Mansion A</u> Flat C of G/F-3/F Flat C of 5/F and roof</p> <p><u>Mansion B</u> Flats A & C of G/F Flat A of 1/F-3/F & 5/F Flat A of 6/F and roof</p> <p><u>Mansion C</u> Flat A of G/F, 1/F-3/F & 5/F</p> <p><u>Mansion D</u> Flats A & C of G/F Flat A of 1/F-3/F & 5/F Flat A of 6/F and roof</p> <p>Towngas supply is not provided for remaining flats.</p>
	<p><u>Location and design:</u></p> <p>Water inlet connection point of a design of 22mm in diameter and water outlet connection point of a design of 40mm in diameter are provided for washing machine inside kitchen cabinet.</p>
	<p><u>Material of water pipes:</u></p> <p>Copper pipes are used for cold and hot water supply system. UPVC pipes are used for flushing water system.</p>
	<p><u>Whether water pipes are concealed or exposed:</u></p> <p>Water pipes are partly concealed and partly exposed. Other than those parts of the water pipes concealed within concrete, the rest of the water pipes are exposed. The exposed water pipes may be covered or hidden by false ceiling, bulkheads, cabinets, non-concrete partition walls, designated pipe ducts or other materials.</p> <p><u>Whether hot water is available:</u></p> <p>Hot water is available.</p>
(i) Washing Machine Connection Point	<p><u>Location and design:</u></p> <p>Water inlet connection point of a design of 22mm in diameter and water outlet connection point of a design of 40mm in diameter are provided for washing machine inside kitchen cabinet.</p>
(j) Water Supply	<p><u>Material of water pipes:</u></p> <p>Copper pipes are used for cold and hot water supply system. UPVC pipes are used for flushing water system.</p> <p><u>Whether water pipes are concealed or exposed:</u></p> <p>Water pipes are partly concealed and partly exposed. Other than those parts of the water pipes concealed within concrete, the rest of the water pipes are exposed. The exposed water pipes may be covered or hidden by false ceiling, bulkheads, cabinets, non-concrete partition walls, designated pipe ducts or other materials.</p> <p><u>Whether hot water is available:</u></p> <p>Hot water is available.</p>

3. 室內裝置

細項	描述
(h) 氣體供應	<p><u>類型、系統及位置：</u></p> <p>以下單位均裝置煤氣喉管及接駁至住宅單位廚房之煤氣爐具：</p> <p><u>第1A座</u> 3樓、5樓至12樓、15樓至23樓、25樓至33樓、35樓至37樓A及C單位 38樓及天台A單位</p> <p><u>第1B座</u> 3樓、5樓至12樓、15樓至23樓、25樓至33樓、35樓至37樓A單位 38樓及天台A單位</p> <p><u>低座A座</u> 地下至3樓C單位 5樓及天台C單位</p> <p><u>低座B座</u> 地下A及C單位 1樓至3樓及5樓A單位 6樓及天台A單位</p> <p><u>低座C座</u> 地下、1樓至3樓及5樓A單位</p> <p><u>低座D座</u> 地下A及C單位 1樓至3樓及5樓A單位 6樓及天台A單位</p> <p>其他單位無煤氣供應。</p>
	<p><u>位置及設計：</u></p> <p>廚櫃內設有洗衣機來水接駁喉位（其設計為直徑22毫米）及去水接駁喉位（其設計為直徑40毫米）。</p>
	<p><u>水管的用料：</u></p> <p>冷熱水供水系統採用銅喉管，沖水供水系統採用膠喉管。</p>
	<p><u>水管是隱藏或外露：</u></p> <p>水管部份隱藏及部份外露。除隱藏於混凝土內之水管部份外，其他部份的水管均為外露。外露的水管可能被假天花，假陣，儲物櫃，非混凝土間隔牆，指定之管導槽或其他物料遮蓋或掩藏。</p> <p><u>有否熱水供應：</u></p> <p>有熱水供應。</p>
(i) 洗衣機接駁點	<p><u>位置及設計：</u></p> <p>廚櫃內設有洗衣機來水接駁喉位（其設計為直徑22毫米）及去水接駁喉位（其設計為直徑40毫米）。</p>
(j) 供水	<p><u>水管的用料：</u></p> <p>冷熱水供水系統採用銅喉管，沖水供水系統採用膠喉管。</p> <p><u>水管是隱藏或外露：</u></p> <p>水管部份隱藏及部份外露。除隱藏於混凝土內之水管部份外，其他部份的水管均為外露。外露的水管可能被假天花，假陣，儲物櫃，非混凝土間隔牆，指定之管導槽或其他物料遮蓋或掩藏。</p> <p><u>有否熱水供應：</u></p> <p>有熱水供應。</p>

4. Miscellaneous

Item	Description																																				
	Brand name and model number and number and floors served by them:																																				
	Residential Towers																																				
	(i) 15 “FUJITEC” passenger lifts are provided.																																				
	Floors served by residential tower lifts:																																				
(a) Lifts	<table border="1"> <thead> <tr> <th>Tower/ Mansion</th> <th>Model No.</th> <th>Lift No.</th> <th>Floors Served by the Lift(s)</th> </tr> </thead> <tbody> <tr> <td rowspan="3">Tower 1A</td> <td rowspan="3">ZEXIA</td> <td>L1, L2</td> <td>B1/F, G/F, 3/F, 5/F-12/F, 15/F-23/F, 25/F-33/F, 35/F-38/F</td> </tr> <tr> <td>L3</td> <td>B1/F, G/F, 1/F-3/F, 5/F-12/F, 15/F-23/F, 25/F-33/F, 35/F-38/F and Roof</td> </tr> <tr> <td>L4</td> <td>B1/F, 3/F, 5/F-12/F, 15/F-23/F, 25/F-33/F, 35/F-38/F</td> </tr> <tr> <td rowspan="2">Tower 1B</td> <td rowspan="2">ZEXIA</td> <td>L6, L7</td> <td>B1/F, G/F, 3/F, 5/F-12/F, 15/F-23/F, 25/F-33/F, 35/F-38/F</td> </tr> <tr> <td>L8</td> <td>B1/F, G/F, 1/F, 3/F, 5/F-12/F, 15/F-23/F, 25/F-33/F, 35/F-38/F</td> </tr> <tr> <td rowspan="2">Mansion A</td> <td rowspan="2">ZEXIA</td> <td>L17</td> <td>B1/F, G/F, 1/F-3/F, 5/F</td> </tr> <tr> <td>L18</td> <td>G/F, 1/F-3/F, 5/F</td> </tr> <tr> <td>Mansion B</td> <td>ZEXIA</td> <td>L19, L20</td> <td>B2/F, B1/F, G/F, 1/F-3/F, 5/F-6/F</td> </tr> <tr> <td>Mansion C</td> <td>ZEXIA</td> <td>L21, L22</td> <td>B1/F, G/F, 1/F-3/F, 5/F</td> </tr> <tr> <td>Mansion D</td> <td>ZEXIA</td> <td>L23, L24</td> <td>B1/F, G/F, 1/F-3/F, 5/F-6/F</td> </tr> </tbody> </table>	Tower/ Mansion	Model No.	Lift No.	Floors Served by the Lift(s)	Tower 1A	ZEXIA	L1, L2	B1/F, G/F, 3/F, 5/F-12/F, 15/F-23/F, 25/F-33/F, 35/F-38/F	L3	B1/F, G/F, 1/F-3/F, 5/F-12/F, 15/F-23/F, 25/F-33/F, 35/F-38/F and Roof	L4	B1/F, 3/F, 5/F-12/F, 15/F-23/F, 25/F-33/F, 35/F-38/F	Tower 1B	ZEXIA	L6, L7	B1/F, G/F, 3/F, 5/F-12/F, 15/F-23/F, 25/F-33/F, 35/F-38/F	L8	B1/F, G/F, 1/F, 3/F, 5/F-12/F, 15/F-23/F, 25/F-33/F, 35/F-38/F	Mansion A	ZEXIA	L17	B1/F, G/F, 1/F-3/F, 5/F	L18	G/F, 1/F-3/F, 5/F	Mansion B	ZEXIA	L19, L20	B2/F, B1/F, G/F, 1/F-3/F, 5/F-6/F	Mansion C	ZEXIA	L21, L22	B1/F, G/F, 1/F-3/F, 5/F	Mansion D	ZEXIA	L23, L24	B1/F, G/F, 1/F-3/F, 5/F-6/F
Tower/ Mansion	Model No.	Lift No.	Floors Served by the Lift(s)																																		
Tower 1A	ZEXIA	L1, L2	B1/F, G/F, 3/F, 5/F-12/F, 15/F-23/F, 25/F-33/F, 35/F-38/F																																		
		L3	B1/F, G/F, 1/F-3/F, 5/F-12/F, 15/F-23/F, 25/F-33/F, 35/F-38/F and Roof																																		
		L4	B1/F, 3/F, 5/F-12/F, 15/F-23/F, 25/F-33/F, 35/F-38/F																																		
Tower 1B	ZEXIA	L6, L7	B1/F, G/F, 3/F, 5/F-12/F, 15/F-23/F, 25/F-33/F, 35/F-38/F																																		
		L8	B1/F, G/F, 1/F, 3/F, 5/F-12/F, 15/F-23/F, 25/F-33/F, 35/F-38/F																																		
Mansion A	ZEXIA	L17	B1/F, G/F, 1/F-3/F, 5/F																																		
		L18	G/F, 1/F-3/F, 5/F																																		
Mansion B	ZEXIA	L19, L20	B2/F, B1/F, G/F, 1/F-3/F, 5/F-6/F																																		
Mansion C	ZEXIA	L21, L22	B1/F, G/F, 1/F-3/F, 5/F																																		
Mansion D	ZEXIA	L23, L24	B1/F, G/F, 1/F-3/F, 5/F-6/F																																		
(b) Letter Box	<u>Material:</u> Stainless steel letter box.																																				

4. 雜項

細項	描述																																				
	品牌名稱及產品型號及升降機的數目及到達的樓層：																																				
	住宅大廈																																				
	(i) 設有15部「富士達」載客升降機。																																				
	住宅大廈升降機到達的樓層：																																				
(a) 升降機	<table border="1"> <thead> <tr> <th>大廈/ 低座</th> <th>型號</th> <th>升降機編號</th> <th>升降機到達的樓層</th> </tr> </thead> <tbody> <tr> <td rowspan="3">第1A座</td> <td rowspan="3">ZEXIA</td> <td>L1, L2</td> <td>地庫1樓、地下、3樓、5樓至12樓、15樓至23樓、25樓至33樓、35樓至38樓</td> </tr> <tr> <td>L3</td> <td>地庫1樓、地下、1樓至3樓、5樓至12樓、15樓至23樓、25樓至33樓、35樓至38樓及天台</td> </tr> <tr> <td>L4</td> <td>地庫1樓、3樓、5樓至12樓、15樓至23樓、25樓至33樓、35樓至38樓</td> </tr> <tr> <td rowspan="2">第1B座</td> <td rowspan="2">ZEXIA</td> <td>L6, L7</td> <td>地庫1樓、地下、3樓、5樓至12樓、15樓至23樓、25樓至33樓、35樓至38樓</td> </tr> <tr> <td>L8</td> <td>地庫1樓、地下、1樓、3樓、5樓至12樓、15樓至23樓、25樓至33樓、35樓至38樓</td> </tr> <tr> <td rowspan="2">低座A座</td> <td rowspan="2">ZEXIA</td> <td>L17</td> <td>地庫1樓、地下、1樓至3樓、5樓</td> </tr> <tr> <td>L18</td> <td>地下、1樓至3樓、5樓</td> </tr> <tr> <td>低座B座</td> <td>ZEXIA</td> <td>L19, L20</td> <td>地庫2樓、地庫1樓、地下、1樓至3樓、5樓至6樓</td> </tr> <tr> <td>低座C座</td> <td>ZEXIA</td> <td>L21, L22</td> <td>地庫1樓、地下、1樓至3樓、5樓</td> </tr> <tr> <td>低座D座</td> <td>ZEXIA</td> <td>L23, L24</td> <td>地庫1樓、地下、1樓至3樓、5樓至6樓</td> </tr> </tbody> </table>	大廈/ 低座	型號	升降機編號	升降機到達的樓層	第1A座	ZEXIA	L1, L2	地庫1樓、地下、3樓、5樓至12樓、15樓至23樓、25樓至33樓、35樓至38樓	L3	地庫1樓、地下、1樓至3樓、5樓至12樓、15樓至23樓、25樓至33樓、35樓至38樓及天台	L4	地庫1樓、3樓、5樓至12樓、15樓至23樓、25樓至33樓、35樓至38樓	第1B座	ZEXIA	L6, L7	地庫1樓、地下、3樓、5樓至12樓、15樓至23樓、25樓至33樓、35樓至38樓	L8	地庫1樓、地下、1樓、3樓、5樓至12樓、15樓至23樓、25樓至33樓、35樓至38樓	低座A座	ZEXIA	L17	地庫1樓、地下、1樓至3樓、5樓	L18	地下、1樓至3樓、5樓	低座B座	ZEXIA	L19, L20	地庫2樓、地庫1樓、地下、1樓至3樓、5樓至6樓	低座C座	ZEXIA	L21, L22	地庫1樓、地下、1樓至3樓、5樓	低座D座	ZEXIA	L23, L24	地庫1樓、地下、1樓至3樓、5樓至6樓
大廈/ 低座	型號	升降機編號	升降機到達的樓層																																		
第1A座	ZEXIA	L1, L2	地庫1樓、地下、3樓、5樓至12樓、15樓至23樓、25樓至33樓、35樓至38樓																																		
		L3	地庫1樓、地下、1樓至3樓、5樓至12樓、15樓至23樓、25樓至33樓、35樓至38樓及天台																																		
		L4	地庫1樓、3樓、5樓至12樓、15樓至23樓、25樓至33樓、35樓至38樓																																		
第1B座	ZEXIA	L6, L7	地庫1樓、地下、3樓、5樓至12樓、15樓至23樓、25樓至33樓、35樓至38樓																																		
		L8	地庫1樓、地下、1樓、3樓、5樓至12樓、15樓至23樓、25樓至33樓、35樓至38樓																																		
低座A座	ZEXIA	L17	地庫1樓、地下、1樓至3樓、5樓																																		
		L18	地下、1樓至3樓、5樓																																		
低座B座	ZEXIA	L19, L20	地庫2樓、地庫1樓、地下、1樓至3樓、5樓至6樓																																		
低座C座	ZEXIA	L21, L22	地庫1樓、地下、1樓至3樓、5樓																																		
低座D座	ZEXIA	L23, L24	地庫1樓、地下、1樓至3樓、5樓至6樓																																		
(b) 信箱	<u>用料:</u> 不銹鋼信箱。																																				

4. Miscellaneous

Item	Description
(c) Refuse Collection	<p>Means of refuse collection and location of refuse room: Refuse storage and material recovery room is located at the following area: <u>Tower 1A & Tower 1B</u> Common area of each residential floor <u>Mansion A, Mansion B, Mansion C & Mansion D</u> Common area of each residential floor of each mansion Refuse storage and material recovery chamber is located at B1/F for collection and removal of refuse by cleaners.</p>
	<p>Location and whether they are separate or communal meters for residential properties: Separate water meter for each individual residential unit is provided in the water meter cabinet on each residential floor of Tower 1A, Tower 1B, Mansion A, Mansion B, Mansion C & Mansion D. Separate electricity meter for individual residential unit is provided in the electrical meter room (except Mansion D is provided in the electrical meter cabinet) on each residential floor. Separate town gas meter is located in the kitchen of the following flats. <u>Tower 1A</u> Flats A & C of 3/F, 5/F-12/F, 15/F-23/F, 25/F-33/F, 35/F-37/F Flat A of 38/F and Roof <u>Tower 1B</u> Flat A of 3/F, 5/F-12/F, 15/F-23/F, 25/F-33/F, 35/F-37/F Flat A of 38/F and Roof <u>Mansion A</u> Flat C of G/F-3/F Flat C of 5/F and Roof <u>Mansion B</u> Flats A & C of G/F Flat A of 1/F-3/F & 5/F Flat A of 6/F and Roof <u>Mansion C</u> Flat A of G/F, 1/F-3/F & 5/F <u>Mansion D</u> Flats A & C of G/F Flat A of 1/F-3/F & 5/F Flat A of 6/F and Roof Gas meters are not installed for remaining flat units.</p>

4. 雜項

細項	描述
(c) 垃圾收集	<p>垃圾收集的方法及垃圾房的位置： 垃圾收集及物料回收房位於下列位置： <u>第1A座及第1B座</u> 每層住宅樓層之公用地方 <u>低座A座、低座B座、低座C座及低座D座</u> 每座低座的每層住宅樓層之公用地方 垃圾收集及物料回收站設於地庫1樓。垃圾由清潔工人收集及運走。</p>
	<p>位置及就住宅單位而言是獨立抑或公用的錶： <u>第1A座、第1B座、低座A座、低座B座、低座C座及低座D座</u>每戶住宅單位之獨立水錶安裝於每層住宅樓層之水錶櫃內。 每戶住宅單位之獨立電錶安裝於每層住宅樓層之電錶房(除低座D座安裝於電錶櫃)內。 獨立煤氣錶安置於以下單位之廚房內。 <u>第1A座</u> 3樓、5樓至12樓、15樓至23樓、25樓至33樓、35樓至37樓A及C單位 38樓及天台A單位 <u>第1B座</u> 3樓、5樓至12樓、15樓至23樓、25樓至33樓、35樓至37樓A單位 38樓及天台A單位 <u>低座A座</u> 地下至3樓C單位 5樓及天台C單位 <u>低座B座</u> 地下A及C單位 1樓至3樓及5樓A單位 6樓及天台A單位 <u>低座C座</u> 地下、1樓至3樓及5樓A單位 <u>低座D座</u> 地下A及C單位 1樓至3樓及5樓A單位 6樓及天台A單位 其他單位無安裝氣體錶</p>
(d) 水錶、電錶及氣體錶	

5. Security facilities

Security system and equipment (including details of built-in provisions and their locations):

CCTV cameras are provided at entrances of the Development, main entrance lobbies of each residential tower, external area, clubhouse, carpark, basement lift lobbies and lifts and connected to the caretaker office. Each residential unit is equipped with a video door-phone adjacent to main entrance door.

Smart card readers for access control are provided at entrances of the Development, main entrance lobbies of each residential tower, carpark lift lobbies, clubhouse entrance and inside lifts.

Home camera, glass break sensor are provided some of residential unit. Please refer to the "Appliances Schedule".

6. Appliances

For brand name and model number of appliances, please refer to the "Appliances Schedule".

In relation to item 4(a) and 6 in the Phase specified in the above table, the Vendor undertakes that if lifts or appliances of the specified brand name or model number are not installed in the Phase, lifts or appliances of comparable quality will be installed.

5. 保安設施

保安系統及設備 (包括嵌入式的裝備的細節及其位置) :

發展項目之入口、每座住宅大廈之入口大堂、室外位置、會所、停車場、地庫升降機大堂及升降機內均裝設閉路電視接駁到保安人員辦事處。每個住宅單位大門旁均裝設視象對講機。

發展項目之入口，每座住宅大廈之入口大堂，停車場升降機大堂，會所入口及升降機內均裝有智能卡讀卡器作出入管理之用途。

部份單位內裝有家居攝錄機，玻璃破碎感應器，請參考「設備說明表」。

6. 設備

有關設備的品牌名稱及型號，請參考「設備說明表」。

有關於期數在上述列表所指明之第4(a)及第6細項，賣方承諾如期數中沒有安裝指明的品牌名稱或產品型號的升降機或設備，便會安裝品質相若的升降機或設備。

Appliances Schedule

設備說明表

Location 位置	Appliance 設備	Brand Name 品牌名稱	Model Number 產品型號	Tower 1A 第1A座																
				3/F 3樓			5/F-12/F, 15/F-23/F, 25/F-33/F & 35/F-37/F (Flat D is omitted for 5/F) 5樓至12樓、15樓至23樓、25樓至33樓及35樓至37樓 (5樓不設D單位)								38/F and Roof 38樓及 天台		38/F 38樓			
				A	B	C	A	B	C	D	E	F	G	H	A	D	E	F	G	H
Living Room, Dining Room, Master Ensuite / Master Bedroom, Ensuite, Bedroom, Bedroom 1, Bedroom 2, Utility Room & Store Room 客廳、飯廳、 主人套房 / 主人睡房、套房、 睡房、睡房 1、 睡房 2、工作間及 儲物房	Split / Multi Type Air-Conditioner Indoor Unit 變頻式冷暖/多聯分體變頻冷暖 空調機 (室內機)	Panasonic	CS-RE24UKA	V	-	V	V	-	V	V	V	V	-	-	-	V	V	V	-	-
			CS-Z25TKEW	V	-	V	V	-	V	V	V	V	-	-	-	V	V	V	-	-
			CS-Z42TKEW	V	V	V	V	V	V	V	V	V	V	V	-	V	V	V	V	V
			CS-Z71TKEW	-	V	-	-	V	-	-	-	-	V	V	-	-	-	-	V	V
	Split / Multi Type Air-Conditioner Outdoor Unit 變頻式冷暖/多聯分體變頻冷暖 空調機 (室外機)	Panasonic	CU-RE24UKA	V	-	V	V	-	V	V	V	V	-	-	-	V	V	V	-	-
			CU-2E18SBE	V	-	V	V	-	V	-	-	-	-	-	-	-	-	-	-	-
			CU-4E23PBE	V	-	V	V	-	V	V	V	V	-	-	-	V	V	V	-	-
	FSV VRF Systems (Indoor Unit) FSV智能式中央冷氣系統 (室內機)	Panasonic	S-28MK2E5A	-	-	-	-	-	-	-	-	-	-	-	V*	-	-	-	-	-
			S-45MK2E5A	-	-	-	-	-	-	-	-	-	-	-	V*	-	-	-	-	-
			S-73MK2E5A	-	-	-	-	-	-	-	-	-	-	-	V*	-	-	-	-	-
	FSV VRF Systems (Outdoor Unit) FSV智能式中央冷氣系統 (室外機)	Panasonic	U-6LE2H4	-	-	-	-	-	-	-	-	-	-	-	V*	-	-	-	-	-
			U-8LE1H7	-	-	-	-	-	-	-	-	-	-	-	V*	-	-	-	-	-
	Video Door Phone 視像對講機	Akuvox	C315W	V	V	V	V	V	V	V	V	V	V	V	V	V	V	V	V	V
Home Camera 家居攝錄機	HIKVISION 海康威視	DS-2CD2525FWD-IS	V	-	V	V	-	V	-	-	-	-	-	V	-	-	-	-	-	

Notes :

"V" means such appliance(s) is/are provided and/or installed in the residential unit.

The symbol "-" as shown in the above table denotes "Not applicable".

The Vendor undertakes that if lifts or appliances of the specified brand name or model number are not installed in the Phase, lifts or appliances of comparable quality will be installed.

4/F, 13/F, 14/F, 24/F and 34/F are omitted.

* The FSV VRF Systems are not provided and/or installed in the Store Room of Flat A on 38/F and Roof of Tower 1A.

備註 :

"V" 表示此設備於該住宅單位內提供及/或安裝。

上表 "-" 代表「不適用」。

賣方承諾如期數中沒有安裝指明的品牌名稱或產品型號的升降機或設備，便會安裝品質相若的升降機或設備。

不設4樓、13樓、14樓、24樓及34樓。

* 第1A座38樓及天台A單位之儲物房內沒有提供及/或安裝FSV智能式中央冷氣系統。

Appliances Schedule

設備說明表

Location 位置	Appliance 設備	Brand Name 品牌名稱	Model Number 產品型號	Tower 1A 第1A座																	
				3/F 3樓			5/F-12/F, 15/F-23/F, 25/F-33/F & 35/F-37/F (Flat D is omitted for 5/F) 5樓至12樓、15樓至23樓、25樓至33樓及35樓至37樓 (5樓不設D單位)								38/F and Roof 38樓及 天台		38/F 38樓				
				A	B	C	A	B	C	D	E	F	G	H	A	D	E	F	G	H	
Kitchen / Open Kitchen 廚房 / 開放式廚房	Duct Type Ventilation Fan 風喉式抽氣扇	Gelec	DPT10-24H	V	-	V	V	-	V	-	-	-	-	-	V	-	-	-	-	-	
			DPT20-56H		V	-	-	V	-	V	V	V	V	V	-	V	V	V	V	V	
	Induction Hob (2 Zone) 雙頭電磁爐	Miele	CS1212-1 i	-	V	-	-	V	-	-	-	-	V	V	-	-	-	-	V	V	
	Induction Hob (4 Zone) 四頭電磁爐	Miele	KM 7201	-	-	-	-	-	-	V	V	V	-	-	-	V	V	V	-	-	
	Gas Hob (Wok Burner) 炒鑊氣體煮食爐	Miele	CS 1018G	V	-	V	V	-	V	-	-	-	-	-	V	-	-	-	-	-	
	Gas Hob (2-burners) 雙頭氣體煮食爐	Miele	CS 1013-1	V	-	V	V	-	V	-	-	-	-	-	V	-	-	-	-	-	
	Cooker Hood 抽油煙機	Miele	DA 3466HP	-	V	-	-	V	-	V	V	V	V	V	-	V	V	V	V	V	
			DA 3496HP	V	-	V	V	-	V	-	-	-	-	-	-	-	-	-	-	-	-
	Microwave Oven 微波爐	Miele	M2234 SC	V	-	V	V	-	V	-	-	-	-	-	-	-	-	-	-	-	
	Steam Oven 蒸爐	Miele	DG6010	-	V	-	-	V	-	-	-	-	-	V	V	-	-	-	-	V	V
	Steam Combination Oven 蒸焗爐	Miele	DGC 7440	V	-	V	V	-	V	V	V	V	-	-	V	V	V	V	-	-	
	Built-in Washer Dryer 嵌入式洗衣乾衣機	Siemens 西門子	WK14D321HK	V	V	V	V	V	V	V	V	V	V	V	V	V	V	V	V	V	V
	Built-in Refrigerator (Single Door) 嵌入式雪櫃連冰箱 (單門)	Siemens 西門子	KI24LV20HK	-	V	-	-	V	-	-	-	-	-	V	V	-	-	-	-	V	V
	Built-in Refrigerator (Double Door) 嵌入式雪櫃連冰箱 (雙門)	Siemens 西門子	KI86NAF31K	V	-	V	V	-	V	V	V	V	-	-	-	V	V	V	-	-	
	Barbecue Grill 燒烤爐	Miele	CS 1312 BG	-	-	-	-	-	-	-	-	-	-	-	-	V	-	-	-	-	-
Wall Mounted Range Hood 抽油煙機	Miele	DA 4298 W	-	-	-	-	-	-	-	-	-	-	-	-	V	-	-	-	-	-	

Notes :

"V" means such appliance(s) is/are provided and/or installed in the residential unit.

The symbol "-" as shown in the above table denotes "Not applicable".

The Vendor undertakes that if lifts or appliances of the specified brand name or model number are not installed in the Phase, lifts or appliances of comparable quality will be installed.

4/F, 13/F, 14/F, 24/F and 34/F are omitted.

備註：

"V" 表示此設備於該住宅單位內提供及/或安裝。

上表 "-" 代表「不適用」。

賣方承諾如期數中沒有安裝指明的品牌名稱或產品型號的升降機或設備，便會安裝品質相若的升降機或設備。

不設4樓、13樓、14樓、24樓及34樓。

Appliances Schedule

設備說明表

Location 位置	Appliance 設備	Brand Name 品牌名稱	Model Number 產品型號	Tower 1A 第1A座																
				3/F 3樓			5/F-12/F, 15/F-23/F, 25/F-33/F & 35/F-37/F (Flat D is omitted for 5/F) 5樓至12樓、15樓至23樓、25樓至33樓及35樓至37樓 (5樓不設D單位)								38/F and Roof 38樓及 天台		38/F 38樓			
				A	B	C	A	B	C	D	E	F	G	H	A	D	E	F	G	H
Kitchen / Open Kitchen 廚房 / 開放式廚房	Microwave Oven 微波爐	Miele	M 7244 TC	-	-	-	-	-	-	-	-	-	-	-	V	-	-	-	-	-
	Fridge-freezer 雪櫃連冰箱	Miele	KF 2801 Vi ^	-	-	-	-	-	-	-	-	-	-	-	V	-	-	-	-	-
	Wine Cellar 酒櫃	Miele	KWT 6321 UG	-	-	-	-	-	-	-	-	-	-	-	V	-	-	-	-	-
	Coffee Machine 咖啡機	Miele	CVA 7440	-	-	-	-	-	-	-	-	-	-	-	V	-	-	-	-	-
	Dishwasher 洗碗碟機	Miele	G 7150 C SCVi	-	-	-	-	-	-	-	-	-	-	-	V	-	-	-	-	-
	Gas Water Heater 煤氣熱水爐	TGC	TNJW221TFQL	V	-	V	V	-	V	-	-	-	-	-	V	-	-	-	-	-
Master Bathroom 主人浴室	Thermo Ventilator 浴室寶	Panasonic	FV-40BE2H	V	-	-	V	-	-	-	-	-	-	-	V	-	-	-	-	-
	Duct Type Ventilation Fan 風喉式抽氣扇	Gelec	DPT10-24H	V	-	-	V	-	-	-	-	-	-	-	-	-	-	-	-	-
			DPT15-34H	-	-	-	-	-	-	-	-	-	-	-	-	V	-	-	-	-
Instantaneous Electric Water Heater 即熱式電熱水爐	Stiebel Eltron 斯寶亞創	DHB27STi	V	-	-	V	-	-	-	-	-	-	-	V	-	-	-	-	-	
Bathroom / Bathroom 1 / Bathroom 2 浴室 / 浴室 1 / 浴室 2	Thermo Ventilator 浴室寶	Panasonic	FV-40BE2H	V	V	V	V	V	V	V	V	V	V	V	V	V	V	V	V	V
	Duct Type Ventilation Fan 風喉式抽氣扇	Gelec	DPT10-24H	V	V	V	V	V	V	V	V	V	V	V	V	V	V	V	V	V
	Instantaneous Electric Water Heater 即熱式電熱水爐	Stiebel Eltron 斯寶亞創	DHB27STi	-	V	-	-	V	-	V	V	V	V	V	-	V	V	V	V	V
Lavatory 廁所	Duct Type Ventilation Fan 風喉式抽氣扇	Gelec	DPT10-24H	-	-	-	-	-	-	-	-	-	-	-	V	-	-	-	-	-

Notes :

"V" means such appliance(s) is/are provided and/or installed in the residential unit.

The symbol "-" as shown in the above table denotes "Not applicable".

The Vendor undertakes that if lifts or appliances of the specified brand name or model number are not installed in the Phase, lifts or appliances of comparable quality will be installed.

4/F, 13/F, 14/F, 24/F and 34/F are omitted.

^ The ice maker of this model of refrigerator provided in the residential unit has been disabled.

備註 :

"V" 表示此設備於該住宅單位內提供及/或安裝。

上表 "-" 代表「不適用」。

賣方承諾如期數中沒有安裝指明的品牌名稱或產品型號的升降機或設備，便會安裝品質相若的升降機或設備。

不設4樓、13樓、14樓、24樓及34樓。

^ 於該住宅單位內提供之此型號雪櫃的製冰機無法使用。

Appliances Schedule

設備說明表

Location 位置	Appliance 設備	Brand Name 品牌名稱	Model Number 產品型號	Tower 1B 第1B座																	
				3/F 3樓						5/F-12/F, 15/F-23/F, 25/F-33/F & 35/F-37/F 5樓至12樓、15樓至23樓、25樓至33樓及 35樓至37樓							38/F and Roof 38樓及 天台		38/F 38樓		
				A	B	C	D	E	F	A	B	C	D	E	F	G	A	E	F	G	
Living Room, Dining Room, Master Ensuite / Master Bedroom, Bedroom, Bedroom 1, Bedroom 2, Bedroom 3, Utility Room & Store Room 客廳、飯廳、 主人套房 / 主人睡房、睡房、 睡房 1、睡房 2、 睡房 3、工作間及 儲物房	Split / Multi Type Air-Conditioner Indoor Unit 變頻式冷暖/多聯分體變頻冷暖 空調機 (室內機)	Panasonic	CS-RE18UKA	-	V	-	-	-	-	-	V	-	-	-	-	-	-	-	-	-	
			CS-RE24UKA	-	-	V	V	V	-	-	-	V	V	V	V	V	-	V	V	V	
			CS-Z25TKEW	V	V	V	V	V	-	V	V	V	V	V	V	V	-	V	V	V	
			CS-Z42TKEW	V	V	V	V	V	V	V	V	V	V	V	V	V	-	V	V	V	
			CS-Z71TKEW	V	-	-	-	-	V	V	-	-	-	-	-	-	-	-	-	-	
	Split / Multi Type Air-Conditioner Outdoor Unit 變頻式冷暖/多聯分體變頻冷暖 空調機 (室外機)	Panasonic	CU-RE18UKA	-	V	-	-	-	-	-	V	-	-	-	-	-	-	-	-	-	
			CU-RE24UKA	-	-	V	V	V	-	-	-	V	V	V	V	V	-	V	V	V	
			CU-2E18SBE	-	V	-	-	-	-	-	V	-	-	-	-	-	-	-	-	-	
			CU-4E23PBE	V	-	V	V	V	-	V	-	V	V	V	V	V	-	V	V	V	
	FSV VRF Systems (Indoor Unit) FSV智能式中央冷氣系統 (室內機)	Panasonic	S-28MK2E5A	-	-	-	-	-	-	-	-	-	-	-	-	-	V*	-	-	-	
			S-73MK2E5A	-	-	-	-	-	-	-	-	-	-	-	-	-	-	V*	-	-	-
	FSV VRF Systems (Outdoor Unit) FSV智能式中央冷氣系統 (室外機)	Panasonic	U-6LE2H4	-	-	-	-	-	-	-	-	-	-	-	-	-	V*	-	-	-	
	Video Door Phone 視像對講機	Akuvox	C315W	V	V	V	V	V	V	V	V	V	V	V	V	V	V	V	V	V	
Home Camera 家居攝錄機	HIKVISION 海康威視	DS-2CD2525FWD-IS	V	V	-	-	-	-	-	V	V	-	-	-	-	V	-	-	-		

Notes :

"V" means such appliance(s) is/are provided and/or installed in the residential unit.

The symbol "-" as shown in the above table denotes "Not applicable".

The Vendor undertakes that if lifts or appliances of the specified brand name or model number are not installed in the Phase, lifts or appliances of comparable quality will be installed.

4/F, 13/F, 14/F, 24/F and 34/F are omitted.

* The FSV VRF Systems are not provided and/or installed in the Store Room of Flat A on 38/F and Roof of Tower 1B.

備註 :

"V" 表示此設備於該住宅單位內提供及/或安裝。

上表 "-" 代表「不適用」。

賣方承諾如期數中沒有安裝指明的品牌名稱或產品型號的升降機或設備，便會安裝品質相若的升降機或設備。

不設4樓、13樓、14樓、24樓及34樓。

* 第1B座38樓及天台A單位之儲物房內沒有提供及/或安裝FSV智能式中央冷氣系統。

Appliances Schedule

設備說明表

Location 位置	Appliance 設備	Brand Name 品牌名稱	Model Number 產品型號	Tower 1B 第1B座																	
				3/F 3樓						5/F-12/F, 15/F-23/F, 25/F-33/F & 35/F-37/F 5樓至12樓、15樓至23樓、25樓至33樓及 35樓至37樓							38/F and Roof 38樓及 天台		38/F 38樓		
				A	B	C	D	E	F	A	B	C	D	E	F	G	A	E	F	G	
Kitchen / Open Kitchen 廚房 / 開放式廚房	Duct Type Ventilation Fan 風喉式抽氣扇	Gelec	DPT10-24H	V	-	-	-	-	-	V	-	-	-	-	-	-	V	-	-	-	
			DPT20-56H	-	V	V	V	V	V	-	V	V	V	V	V	V	-	V	V	V	
	Induction Hob (2 Zone) 雙頭電磁爐	Miele	CS1212-1 i	-	-	-	-	-	V	-	-	-	-	-	-	-	-	-	-		
	Induction Hob (4 Zone) 四頭電磁爐	Miele	KM 7201	-	V	V	V	V	-	-	V	V	V	V	V	V	-	V	V	V	
	Gas Hob (Wok Burner) 炒鑊氣體煮食爐	Miele	CS 1018G	V	-	-	-	-	-	V	-	-	-	-	-	-	V	-	-	-	
	Gas Hob (2-burners) 雙頭氣體煮食爐	Miele	CS 1013-1	V	-	-	-	-	-	V	-	-	-	-	-	-	V	-	-	-	
	Cooker Hood 抽油煙機	Miele	DA 3466HP	-	-	V	V	V	V	-	-	V	V	V	V	V	-	V	V	V	
			DA 3496HP	V	V	-	-	-	-	-	V	V	-	-	-	-	-	-	-	-	-
	Microwave Oven 微波爐	Miele	M2234 SC	-	V	-	-	-	-	-	V	-	-	-	-	-	-	-	-	-	
	Steam Oven 蒸爐	Miele	DG6010	-	-	-	-	-	-	V	-	-	-	-	-	-	-	-	-	-	
	Steam Combination Oven 蒸焗爐	Miele	DGC 7440	V	V	V	V	V	-	V	V	V	V	V	V	V	V	V	V	V	
	Built-in Washer Dryer 嵌入式洗衣乾衣機	Siemens 西門子	WK14D321HK	V	V	V	V	V	V	V	V	V	V	V	V	V	V	V	V	V	
	Built-in Refrigerator (Single Door) 嵌入式雪櫃連冰箱 (單門)	Siemens 西門子	KI24LV20HK	-	-	-	-	-	-	V	-	-	-	-	-	-	-	-	-	-	
	Built-in Refrigerator (Double Door) 嵌入式雪櫃連冰箱 (雙門)	Siemens 西門子	KI86NAF31K	V	V	V	V	V	-	V	V	V	V	V	V	V	-	V	V	V	
Barbecue Grill 燒烤爐	Miele	CS 1312 BG	-	-	-	-	-	-	-	-	-	-	-	-	-	V	-	-	-		

Notes :

"V" means such appliance(s) is/are provided and/or installed in the residential unit.

The symbol "-" as shown in the above table denotes "Not applicable".

The Vendor undertakes that if lifts or appliances of the specified brand name or model number are not installed in the Phase, lifts or appliances of comparable quality will be installed.

4/F, 13/F, 14/F, 24/F and 34/F are omitted.

備註：

"V" 表示此設備於該住宅單位內提供及/或安裝。

上表 "-" 代表「不適用」。

賣方承諾如期數中沒有安裝指明的品牌名稱或產品型號的升降機或設備，便會安裝品質相若的升降機或設備。

不設4樓、13樓、14樓、24樓及34樓。

Appliances Schedule

設備說明表

Location 位置	Appliance 設備	Brand Name 品牌名稱	Model Number 產品型號	Tower 1B 第1B座																	
				3/F 3樓						5/F-12/F, 15/F-23/F, 25/F-33/F & 35/F-37/F 5樓至12樓、15樓至23樓、25樓至33樓及 35樓至37樓							38/F and Roof 38樓及 天台		38/F 38樓		
				A	B	C	D	E	F	A	B	C	D	E	F	G	A	E	F	G	
Kitchen / Open Kitchen 廚房 / 開放式廚房	Wall Mounted Range Hood 抽油煙機	Miele	DA 4298 W	-	-	-	-	-	-	-	-	-	-	-	-	-	V	-	-	-	
	Microwave Oven 微波爐	Miele	M 7244 TC	-	-	-	-	-	-	-	-	-	-	-	-	-	V	-	-	-	
	Fridge-freezer 雪櫃連冰箱	Miele	KF 2801 Vi ^	-	-	-	-	-	-	-	-	-	-	-	-	-	V	-	-	-	
	Wine Cellar 酒櫃	Miele	KWT 6321 UG	-	-	-	-	-	-	-	-	-	-	-	-	-	V	-	-	-	
	Coffee Machine 咖啡機	Miele	CVA 7440	-	-	-	-	-	-	-	-	-	-	-	-	-	V	-	-	-	
	Dishwasher 洗碗碟機	Miele	G 7150 C SCVi	-	-	-	-	-	-	-	-	-	-	-	-	-	V	-	-	-	
	Gas Water Heater 煤氣熱水爐	TGC	TNJW221TFQL	V	-	-	-	-	-	-	V	-	-	-	-	-	V	-	-	-	
Master Bathroom 主人浴室	Thermo Ventilator 浴室寶	Panasonic	FV-40BE2H	-	-	-	-	-	-	-	-	-	-	-	-	-	V	-	-	-	
	Duct Type Ventilation Fan 風喉式抽氣扇	Gelec	DPT10-24H	-	-	-	-	-	-	-	-	-	-	-	-	-	V	-	-	-	
	Instantaneous Electric Water Heater 即熱式電熱水爐	Stiebel Eltron 斯寶亞創	DHB27STi	-	-	-	-	-	-	-	-	-	-	-	-	-	V	-	-	-	
Bathroom / Bathroom 1 / Bathroom 2 浴室 / 浴室 1 / 浴室 2	Thermo Ventilator 浴室寶	Panasonic	FV-40BE2H	V	V	V	V	V	V	V	V	V	V	V	V	V	V	V	V	V	
	Duct Type Ventilation Fan 風喉式抽氣扇	Gelec	DPT10-24H	V	V	V	-	V	V	V	V	V	-	V	V	V	V	V	V	V	
	Instantaneous Electric Water Heater 即熱式電熱水爐	Stiebel Eltron 斯寶亞創	DHB27STi	-	V	V	V	V	V	-	V	V	V	V	V	V	-	V	V	V	
Lavatory 廁所	Duct Type Ventilation Fan 風喉式抽氣扇	Gelec	DPT10-24H	-	-	-	-	-	-	-	-	-	-	-	-	-	V	-	-	-	

Notes :

"V" means such appliance(s) is/are provided and/or installed in the residential unit.

The symbol "-" as shown in the above table denotes "Not applicable".

The Vendor undertakes that if lifts or appliances of the specified brand name or model number are not installed in the Phase, lifts or appliances of comparable quality will be installed.

4/F, 13/F, 14/F, 24/F and 34/F are omitted.

^The ice maker of this model of refrigerator provided in the residential unit has been disabled.

備註：

"V" 表示此設備於該住宅單位內提供及/或安裝。

上表 "-" 代表「不適用」。

賣方承諾如期數中沒有安裝指明的品牌名稱或產品型號的升降機或設備，便會安裝品質相若的升降機或設備。

不設4樓、13樓、14樓、24樓及34樓。

^ 於該住宅單位內提供之此型號雪櫃的製冰機無法使用。

Appliances Schedule

設備說明表

Location 位置	Appliance 設備	Brand Name 品牌名稱	Model Number 產品型號	Mansion A 低座A座												Mansion B 低座B座																
				G/F 地下				1/F 1樓					2/F-3/F & 5/F (Except Flats B & C on 5/F and Roof) 2樓至3樓及5樓 (5樓及天台之B及 C單位除外)			5/F and Roof 5樓及 天台		G/F 地下			1/F 1樓					2/F-3/F & 5/F-6/F (Except Flats A & B on 6/F and Roof) 2樓至3樓及 5樓至6樓 (6樓及天台之A及 B單位除外)					6/F and Roof 6樓及 天台	
				A	B	C	D	A	B	C	D	E	A	B	C	D	E	B	C	A	B	C	A	B	C	D	E	A	B	C	D	E
Living Room, Dining Room, Master Ensuite / Master Bedroom, Bedroom, Bedroom 1, Bedroom 2, Utility Room 客廳、飯廳、 主人套房 / 主人睡房、睡房、 睡房 1、睡房 2、 工作間	Split / Multi Type Air-Conditioner Indoor Unit 變頻式冷暖/多聯分體變頻冷暖 空調機 (室內機)	Panasonic	CS-RE18UKA	V	V	-	-	V	V	-	-	-	V	V	-	-	-	V	-	V	-	-	V	-	-	-	-	V	-	-		
			CS-RE24UKA	-	V	-	-	-	V	-	V	V	-	V	-	V	V	V	-	-	V	-	-	V	-	-	V	-	V	-	V	
			CS-Z25TKEW	V	V	V	-	V	V	V	V	V	V	V	V	V	V	V	V	V	V	V	V	-	-	V	V	V	-	-	V	V
			CS-Z42TKEW	V	-	V	V	V	-	V	V	V	V	-	V	V	V	-	V	V	V	V	V	V	V	V	V	V	V	V	V	V
			CS-Z71TKEW	-	-	-	V	-	-	-	-	-	-	-	-	-	-	-	-	-	-	V	-	-	V	V	-	-	-	V	V	-
	Split / Multi Type Air-Conditioner Outdoor Unit 變頻式冷暖/多聯分體變頻冷暖 空調機 (室外機)	Panasonic	CU-RE18UKA	V	V	-	-	V	V	-	-	-	V	V	-	-	-	V	-	V	-	-	V	-	-	-	V	-	-	-	V	
			CU-RE24UKA	-	V	-	-	-	V	-	V	V	-	V	-	V	V	V	-	-	V	-	-	V	-	-	V	-	V	-	V	
			CU-4E23PBE	V	V	V	-	V	V	V	V	V	V	V	V	V	V	V	V	V	V	V	V	-	-	V	V	V	-	-	V	V
			CU-5E34PBE	V	-	V	V	V	-	V	-	-	V	-	V	-	-	-	V	V	-	V	V	-	V	V	-	V	-	V	-	
	Video Door Phone 視像對講機	Akuvox	C315W	V	V	V	V	V	V	V	V	V	V	V	V	V	V	V	V	V	V	V	V	V	V	V	V	V	V	V	V	
			Home Camera 家居攝錄機	HIKVISION 海康威視	DS-2CD2525FWD-IS	V	V	V	-	V	V	V	-	-	V	V	V	-	-	V	V	V	-	V	V	-	-	-	-	V	-	-
			Glass Break Sensor 玻璃破碎感應器	Honeywell	FG1625RFM	V	V	V	V	-	-	-	-	-	-	-	-	-	-	-	-	-	-	-	-	-	-	-	-	-	-	-

Notes :

"V" means such appliance(s) is/are provided and/or installed in the residential unit.

The symbol "-" as shown in the above table denotes "Not applicable".

The Vendor undertakes that if lifts or appliances of the specified brand name or model number are not installed in the Phase, lifts or appliances of comparable quality will be installed.

4/F is omitted.

備註：

"V" 表示此設備於該住宅單位內提供及/或安裝。

上表 "-" 代表「不適用」。

賣方承諾如期數中沒有安裝指明的品牌名稱或產品型號的升降機或設備，便會安裝品質相若的升降機或設備。

不設4樓。

Appliances Schedule

設備說明表

Location 位置	Appliance 設備	Brand Name 品牌名稱	Model Number 產品型號	Mansion A 低座A座												Mansion B 低座B座																			
				G/F 地下				1/F 1樓					2/F-3/F & 5/F (Except Flats B & C on 5/F and Roof) 2樓至3樓及5樓 (5樓及天台之B及 C單位除外)			5/F and Roof 5樓及 天台		G/F 地下			1/F 1樓					2/F-3/F & 5/F-6/F (Except Flats A & B on 6/F and Roof) 2樓至3樓及 5樓至6樓 (6樓及天台之A及 B單位除外)					6/F and Roof 6樓及 天台				
				A	B	C	D	A	B	C	D	E	A	B	C	D	E	B	C	A	B	C	A	B	C	D	E	A	B	C	D	E	A	B	
Kitchen / Open Kitchen 廚房 / 開放式廚房	Duct Type Ventilation Fan 風喉式抽氣扇	Gelec	DPT10-24H	-	-	V	-	-	-	V	-	-	-	-	V	-	-	V	V	-	V	V	-	-	-	-	V	-	-	-	-	V	-		
			DPT20-56H	V	V	-	V	V	V	-	V	V	V	V	-	V	V	V	-	-	V	-	-	V	V	V	V	-	V	V	V	V	-	V	
	Induction Hob (2 Zone) 雙頭電磁爐	Miele	CS1212-1 i	-	-	-	V	-	-	-	-	-	-	-	-	-	-	-	-	-	-	-	V	V	-	-	-	V	V	-	-	-			
	Induction Hob (4 Zone) 四頭電磁爐	Miele	KM 7201	V	V	-	-	V	V	-	V	V	V	-	V	V	V	-	-	V	-	-	V	-	-	V	-	V	-	-	V	-	V		
	Gas Hob (Wok Burner) 炒鑊氣體煮食爐	Miele	CS 1018G	-	-	V	-	-	-	V	-	-	-	-	V	-	-	V	V	-	V	V	-	-	-	-	V	-	-	-	-	V	-		
	Gas Hob (2-burners) 雙頭氣體煮食爐	Miele	CS 1013-1	-	-	V	-	-	-	V	-	-	-	-	V	-	-	V	V	-	V	V	-	-	-	-	V	-	-	-	-	V	-		
	Cooker Hood 抽油煙機	Miele	DA 3466HP	-	-	-	V	-	-	-	V	V	-	-	-	V	V	-	-	-	V	-	-	V	V	V	V	-	V	V	V	V	-	V	
			DA 3496HP	V	V	V	-	V	V	V	-	-	V	V	V	-	-	V	V	V	-	V	V	-	-	-	-	V	-	-	-	-	V	-	
	Microwave Oven 微波爐	Miele	M2234 SC	V	V	V	-	V	V	V	-	-	V	V	V	-	-	V	V	V	-	-	V	-	-	-	-	V	-	-	-	-	V	-	
	Steam Oven 蒸爐	Miele	DG6010	-	-	-	V	-	-	-	-	-	-	-	-	-	-	-	-	-	-	-	-	-	-	-	V	V	-	-	-	V	V	-	-
	Combination Steam Oven 蒸焗爐	Miele	DGC 7440	V	V	V	-	V	V	V	V	V	V	V	V	V	V	V	V	V	V	V	V	-	-	V	V	V	-	-	V	V	V	V	
	Built-in Washer Dryer 嵌入式洗衣乾衣機	Siemens 西門子	WK14D321HK	V	V	V	V	V	V	V	V	V	V	V	V	V	V	V	V	V	V	V	V	V	V	V	V	V	V	V	V	V	V	V	
	Built-in Refrigerator (Single Door) 嵌入式雪櫃連冰箱 (單門)	Siemens 西門子	KI24LV20HK	-	-	-	V	-	-	-	-	-	-	-	-	-	-	-	-	-	-	-	-	-	-	V	V	-	-	-	V	V	-	-	
	Built-in Refrigerator (Double Door) 嵌入式雪櫃連冰箱 (雙門)	Siemens 西門子	KI86NAF31K	V	V	V	-	V	V	V	V	V	V	V	V	V	V	V	V	V	V	V	V	-	-	V	V	V	-	-	V	V	V	V	
Gas Water Heater 煤氣熱水爐	TGC	TNJW221TFQL	-	-	V	-	-	-	V	-	-	-	-	V	-	-	-	V	V	-	V	V	-	-	-	-	V	-	-	-	-	V	-		

Notes :

"V" means such appliance(s) is/are provided and/or installed in the residential unit.

The symbol "-" as shown in the above table denotes "Not applicable".

The Vendor undertakes that if lifts or appliances of the specified brand name or model number are not installed in the Phase, lifts or appliances of comparable quality will be installed.

4/F is omitted.

備註：

"V" 表示此設備於該住宅單位內提供及/或安裝。

上表 "-" 代表「不適用」。

賣方承諾如期數中沒有安裝指明的品牌名稱或產品型號的升降機或設備，便會安裝品質相若的升降機或設備。

不設4樓。

Appliances Schedule

設備說明表

Location 位置	Appliance 設備	Brand Name 品牌名稱	Model Number 產品型號	Mansion A 低座A座												Mansion B 低座B座																		
				G/F 地下				1/F 1樓					2/F-3/F & 5/F (Except Flats B & C on 5/F and Roof) 2樓至3樓及5樓 (5樓及天台之B及 C單位除外)			5/F and Roof 5樓及 天台		G/F 地下			1/F 1樓					2/F-3/F & 5/F-6/F (Except Flats A & B on 6/F and Roof) 2樓至3樓及 5樓至6樓 (6樓及天台之A及 B單位除外)					6/F and Roof 6樓及 天台			
				A	B	C	D	A	B	C	D	E	A	B	C	D	E	B	C	A	B	C	A	B	C	D	E	A	B	C	D	E	A	B
Master Bathroom 主人浴室	Thermo Ventilator 浴室寶	Panasonic	FV-40BE2H	-	-	V	-	-	-	V	-	-	-	-	V	-	-	-	V	V	-	-	V	-	-	-	-	V	-	-	-	-	V	-
	Duct Type Ventilation Fan 風喉式抽氣扇	Gelec	DPT10-24H	-	-	V	-	-	-	V	-	-	-	-	V	-	-	-	V	V	-	-	V	-	-	-	-	V	-	-	-	-	V	-
	Instantaneous Electric Water Heater 即熱式電熱水爐	Stiebel Eltron 斯寶亞創	DHB27STi	-	-	V	-	-	-	V	-	-	-	-	V	-	-	-	V	V	-	-	V	-	-	-	-	V	-	-	-	-	V	-
Bathroom / Bathroom 1 / Bathroom 2 浴室 / 浴室 1 / 浴室 2	Thermo Ventilator 浴室寶	Panasonic	FV-40BE2H	V	V	V	V	V	V	V	V	V	V	V	V	V	V	V	V	V	V	V	V	V	V	V	V	V	V	V	V	V	V	
	Duct Type Ventilation Fan 風喉式抽氣扇	Gelec	DPT10-24H	-	V	-	-	-	V	-	-	V	-	V	-	-	V	V	-	-	V	V	-	V	-	-	-	-	V	-	-	-	-	V
	Instantaneous Electric Water Heater 即熱式電熱水爐	Stiebel Eltron 斯寶亞創	DHB27STi	V	V	-	V	V	V	-	V	V	V	V	-	V	V	V	-	-	V	-	-	V	V	V	V	-	V	V	V	V	-	V
Lavatory 廁所	Duct Type Ventilation Fan 風喉式抽氣扇	Gelec	DPT10-24H	-	-	V	-	-	-	V	-	-	-	-	V	-	-	-	V	-	-	-	-	-	-	-	-	-	-	-	-	-	-	

Notes :

"V" means such appliance(s) is/are provided and/or installed in the residential unit.

The symbol "-" as shown in the above table denotes "Not applicable".

The Vendor undertakes that if lifts or appliances of the specified brand name or model number are not installed in the Phase, lifts or appliances of comparable quality will be installed.

4/F is omitted.

備註：

"V" 表示此設備於該住宅單位內提供及/或安裝。

上表 "-" 代表「不適用」。

賣方承諾如期數中沒有安裝指明的品牌名稱或產品型號的升降機或設備，便會安裝品質相若的升降機或設備。

不設4樓。

Appliances Schedule

設備說明表

Location 位置	Appliance 設備	Brand Name 品牌名稱	Model Number 產品型號	Mansion C 低座C座														Mansion D 低座D座																				
				G/F 地下				1/F 1樓				2/F-3/F & 5/F (Except Flats B & C on 5/F and Roof) 2樓至3樓及5樓 (5樓及天台之B及 C單位除外)				5/F and Roof 5樓及 天台		G/F 地下				1/F 1樓				2/F-3/F 2樓至3樓				5/F-6/F (Except Flats A & B on 6/F and Roof) 5樓至6樓 (6樓及天台 之A及B單位 除外)				6/F and Roof 6樓及 天台				
				A	B	C	D	A	B	C	D	E	F	A	B	C	D	E	F	B	C	A	B	C	A	B	C	D	E	A	B	C	D	E	A	B		
Living Room, Dining Room, Master Ensuite / Master Bedroom, Bedroom, Bedroom 1, Bedroom 2, Utility Room 客廳、飯廳、 主人套房 / 主人睡房、睡房、 睡房 1、睡房 2、 工作間	Split / Multi Type Air-Conditioner Indoor Unit 變頻式冷暖/多聯分體變頻冷暖 空調機 (室內機)	Panasonic	CS-RE18UKA	V	V	V	V	V	V	V	-	-	-	V	V	V	-	-	-	V	V	V	-	-	-	-	V	-	-	-	-	V	-	-	-	V	-	
			CS-RE24UKA	-	V	-	V	-	V	-	V	V	V	-	V	-	V	V	V	V	-	-	V	-	-	V	-	V	-	-	V	-	V	-	V	-	V	
			CS-Z25TKEW	V	V	V	V	V	V	V	V	V	V	V	V	V	V	V	V	V	V	V	V	V	-	-	V	V	V	-	-	V	V	V	-	V	V	V
			CS-Z42TKEW	V	-	V	-	V	-	V	V	V	V	V	-	V	V	V	V	-	V	V	V	V	V	V	V	V	V	V	V	V	V	V	V	V	V	V
			CS-Z71TKEW	-	-	-	-	-	-	-	-	-	-	-	-	-	-	-	-	-	-	-	V	-	-	V	V	-	-	-	V	V	-	-	V	-	-	-
	Split / Multi Type Air-Conditioner Outdoor Unit 變頻式冷暖/多聯分體變頻冷暖 空調機 (室外機)	Panasonic	CU-RE18UKA	V	V	V	V	V	V	V	-	-	-	V	V	V	-	-	-	V	V	V	-	-	-	V	-	-	-	-	V	-	-	-	V	-	-	
			CU-RE24UKA	-	V	-	V	-	V	-	V	V	V	-	V	-	V	V	V	V	-	-	V	-	-	V	-	V	-	-	V	-	V	-	V	-	V	
			CU-2E18SBE	-	-	V	V	-	-	V	-	-	-	-	-	V	-	-	-	-	V	-	-	-	-	-	-	-	-	-	-	-	-	-	-	-	-	
			CU-4E23PBE	V	V	-	-	V	V	-	V	V	V	V	-	V	V	V	V	-	V	V	V	V	V	-	-	V	V	V	-	-	V	V	V	-	V	V
			CU-5E34PBE	V	-	V	-	V	-	V	-	-	-	-	-	V	-	V	-	-	-	V	V	-	V	V	-	V	-	V	V	-	V	-	V	-	V	-
Video Door Phone 視像對講機	Akuvox	C315W	V	V	V	V	V	V	V	V	V	V	V	V	V	V	V	V	V	V	V	V	V	V	V	V	V	V	V	V	V	V	V	V	V	V		
Home Camera 家居攝錄機	HIKVISION 海康威視	DS-2CD2525FWD-IS	V	V	V	V	V	V	-	-	-	V	V	V	-	-	-	V	V	V	-	V	V	-	-	-	-	V	-	-	-	-	V	-	-	-		
Glass Break Sensor 玻璃破碎感應器	Honeywell	FG1625RFM	V	V	V	V	-	-	-	-	-	-	-	-	-	-	-	-	-	-	-	-	-	-	-	-	-	-	-	-	-	-	-	-	-			

Notes :

"V" means such appliance(s) is/are provided and/or installed in the residential unit.

The symbol "-" as shown in the above table denotes "Not applicable".

The Vendor undertakes that if lifts or appliances of the specified brand name or model number are not installed in the Phase, lifts or appliances of comparable quality will be installed.

4/F is omitted.

備註：

"V" 表示此設備於該住宅單位內提供及/或安裝。

上表 "-" 代表「不適用」。

賣方承諾如期數中沒有安裝指明的品牌名稱或產品型號的升降機或設備，便會安裝品質相若的升降機或設備。

不設4樓。

Appliances Schedule

設備說明表

Location 位置	Appliance 設備	Brand Name 品牌名稱	Model Number 產品型號	Mansion C 低座C座														Mansion D 低座D座																					
				G/F 地下				1/F 1樓				2/F-3/F & 5/F (Except Flats B & C on 5/F and Roof) 2樓至3樓及5樓 (5樓及天台之B及 C單位除外)						5/F and Roof 5樓及 天台		G/F 地下				1/F 1樓				2/F-3/F 2樓至3樓					5/F-6/F (Except Flats A & B on 6/F and Roof) 5樓至6樓 (6樓及天台 之A及B單位 除外)				6/F and Roof 6樓及 天台		
				A	B	C	D	A	B	C	D	E	F	A	B	C	D	E	F	B	C	A	B	C	A	B	C	D	E	A	B	C	D	E	A	B	C	E	A
Kitchen / Open Kitchen 廚房 / 開放式廚房	Duct Type Ventilation Fan 風喉式抽氣扇	Gelec	DPT10-24H	V	-	-	-	V	-	-	-	-	-	-	-	-	-	V	-	V	V	V	-	-	-	-	-	V	-	-	-	-	-	-	-	V	-		
			DPT20-56H	-	V	V	V	-	V	V	V	V	V	-	V	V	V	V	V	-	V	-	-	V	V	V	V	-	V	V	V	V	V	-	V	V	V	-	V
	Induction Hob (2 Zone) 雙頭電磁爐	Miele	CS1212-1 i	-	-	-	-	-	-	-	-	-	-	-	-	-	-	-	-	-	-	-	-	-	-	-	-	V	V	-	-	-	-	V	V	-	-		
	Induction Hob (4 Zone) 四頭電磁爐	Miele	KM 7201	-	V	V	V	-	V	V	V	V	V	-	V	V	V	V	V	-	V	-	-	V	-	-	V	-	-	V	-	-	V	-	V	-	V	-	V
	Gas Hob (Wok Burner) 炒鑊氣體煮食爐	Miele	CS 1018G	V	-	-	-	V	-	-	-	-	-	-	-	-	-	V	-	-	-	-	-	-	-	-	-	V	-	-	-	V	-	-	-	V	-		
	Gas Hob (2-burners) 雙頭氣體煮食爐	Miele	CS 1013-1	V	-	-	-	V	-	-	-	-	-	-	-	-	-	V	-	-	-	-	-	-	-	-	-	V	-	-	-	V	-	-	-	V	-		
	Cooker Hood 抽油煙機	Miele	DA 3466HP	-	-	V	V	-	-	V	V	V	V	-	-	V	V	V	V	-	V	-	-	V	V	V	V	-	V	V	V	V	V	-	V	V	V	-	V
			DA 3496HP	V	V	-	-	V	V	-	-	-	-	-	-	V	V	-	-	-	-	-	-	-	-	-	-	V	-	-	-	V	-	-	-	V	-		
	Microwave Oven 微波爐	Miele	M2234 SC	V	V	-	-	V	V	-	-	-	-	-	-	-	-	V	-	-	-	-	-	-	-	-	-	V	-	-	-	V	-	-	-	V	-		
	Steam Oven 蒸爐	Miele	DG6010	-	-	-	-	-	-	-	-	-	-	-	-	-	-	-	-	-	-	-	-	-	-	-	-	V	V	-	-	V	V	-	-	V	-		
Combination Steam Oven 蒸焗爐	Miele	DGC 7440	V	V	V	V	V	V	V	V	V	V	V	V	V	V	V	V	V	V	V	V	V	V	V	V	-	-	V	V	V	-	V	V	V	-	V	V	
Built-in Washer Dryer 嵌入式洗衣乾衣機	Siemens 西門子	WK14D321HK	V	V	V	V	V	V	V	V	V	V	V	V	V	V	V	V	V	V	V	V	V	V	V	V	V	V	V	V	V	V	V	V	V	V	V	V	

Notes :

"V" means such appliance(s) is/are provided and/or installed in the residential unit.

The symbol "-" as shown in the above table denotes "Not applicable".

The Vendor undertakes that if lifts or appliances of the specified brand name or model number are not installed in the Phase, lifts or appliances of comparable quality will be installed.

4/F is omitted.

備註：

"V" 表示此設備於該住宅單位內提供及/或安裝。

上表 "-" 代表「不適用」。

賣方承諾如期數中沒有安裝指明的品牌名稱或產品型號的升降機或設備，便會安裝品質相若的升降機或設備。

不設4樓。

Schedule of Mechanical & Electrical Provisions of Residential Units
住宅單位機電裝置數量說明表

Location 位置	Description 描述	Tower 1A 第1A座																									
		3/F 3樓			5/F 5樓								6/F-12/F, 15/F-23/F, 25/F-33/F, 35/F-37/F 6樓至12樓、15樓至23樓、 25樓至33樓、35樓至37樓								38/F and Roof 38樓及 天台		38/F 38樓				
		A	B	C	A	B	C	E	F	G	H	A	B	C	D	E	F	G	H	A	D	E	F	G	H		
Main Entrance 大門入口	Door Bell Push Button 門鈴按鈕	1	1	1	1	1	1	1	1	1	1	1	1	1	1	1	1	1	1	1	1	1	1	1			
Living Room / Dining Room 客廳 / 飯廳	Switch for Indoor Air-conditioner Unit 室內空調機開關掣	1	1	1	1	1	1	1	1	1	1	1	1	1	1	1	1	1	3	1	1	1	1	1			
	13A Twin Socket Outlet 13A雙位電插座	4	3	4	4	3	4	4	4	3	3	4	3	4	4	4	4	3	3	4	4	4	4	3	3		
	TV Outlet 電視插座	2	2	2	2	2	2	2	2	2	2	2	2	2	2	2	2	2	2	2	2	2	2	2			
	Telephone Outlet 電話插座	2	2	2	2	2	2	2	2	2	2	2	2	2	2	2	2	2	2	2	2	2	2	2			
	Data Outlet 數據位	1	-	1	1	-	1	-	-	-	-	1	-	1	-	-	-	-	1	-	-	-	-	-			
	Fibre Outlet 光纖位	1	1	1	1	1	1	1	1	1	1	1	1	1	1	1	1	1	1	1	1	1	1	1			
	Lighting Switch 燈掣	8	5	8	8	5	8	7	7	5	5	8	5	8	7	7	7	5	5	10	7	7	7	5	5		
	Lighting Point 燈位	5	3	5	5	3	5	4	4	3	3	5	3	5	4	4	4	3	3	9	4	4	4	3	3		
	Switch for Kitchen Exhaust Fan / Water Heater 廚房抽氣扇/熱水爐開關掣	1	1	1	1	1	1	1	1	1	1	1	1	1	1	1	1	1	1	1	1	1	1	1			
	Switch for Exhaust Fan / Thermo Ventilator / Electric Heater 抽氣扇/浴室寶/電熱水爐開關掣	1	-	1	1	-	1	2	2	-	-	1	-	1	2	2	2	-	-	1	2	2	2	-	-		
	Electric Curtain Switch 電窗簾開關掣	-	-	-	-	-	-	-	-	-	-	-	-	-	-	-	-	-	2	-	-	-	-	-			
	Electric Curtain Fuse Spur Unit 電窗簾接線位	-	-	-	-	-	-	-	-	-	-	-	-	-	-	-	-	-	2	-	-	-	-	-			
	Home Camera Main Switch 家居攝錄機總開關掣	1	-	1	1	-	1	-	-	-	-	1	-	1	-	-	-	-	1	-	-	-	-	-			
	Home Camera 家居攝錄機	1	-	1	1	-	1	-	-	-	-	1	-	1	-	-	-	-	1	-	-	-	-	-			
Door Bell 門鈴	-	1	-	-	1	-	1	1	1	1	-	1	-	1	1	1	1	-	1	1	1	1	1				
Video Door Phone 視像對講機	1	1	1	1	1	1	1	1	1	1	1	1	1	1	1	1	1	1	1	1	1	1	1				
Smoke Detector 煙霧探測器	-	1#	-	-	1#	-	1#	1#	1#	1#	-	1#	-	1#	1#	1#	1#	-	1#	1#	1#	1#	1#				

Notes :

- "1, 2," as shown in the schedule above denotes the quantity of such provision(s) provided in the residential unit.
- The symbol "-" as shown in the schedule above denotes "not applicable".
- The quantity of the lighting switch(es) shown in the schedule denotes the quantity of switch faceplate(s).
- 4/F, 13/F, 14/F, 24/F & 34/F are omitted.
- The symbol "#" as shown in the schedule above denotes 'Fire services installation and equipment' for Open Kitchen.

備註：

- 以上說明表所顯示的“1, 2,”表示提供於該住宅單位內的裝置數量。
- 上表“-”代表「不適用」。
- 說明表所顯示的燈掣數量是表示掣面板的數量。
- 不設4樓、13樓、14樓、24樓及34樓。
- 上表“#”代表「開放式廚房消防裝置及設備」。

Schedule of Mechanical & Electrical Provisions of Residential Units
住宅單位機電裝置數量說明表

Location 位置	Description 描述	Tower 1A 第1A座																									
		3/F 3樓			5/F 5樓								6/F-12/F, 15/F-23/F, 25/F-33/F, 35/F-37/F 6樓至12樓、15樓至23樓、 25樓至33樓、35樓至37樓								38/F and Roof 38樓及 天台		38/F 38樓				
		A	B	C	A	B	C	E	F	G	H	A	B	C	D	E	F	G	H	A	D	E	F	G	H		
Master Bedroom 主人睡房	Switch for Indoor Air-conditioner Unit 室內空調機開關掣	-	-	1	-	-	1	1	1	-	-	-	-	1	1	1	1	-	-	-	1	1	1	-	-		
	13A Twin Socket Outlet 13A雙位電插座	-	-	2	-	-	2	1	1	-	-	-	-	2	1	1	1	-	-	-	1	1	1	-	-		
	13A Twin Socket Outlet with USB 13A雙位電插座連USB	-	-	1	-	-	1	1	1	-	-	-	-	1	1	1	1	-	-	-	1	1	1	-	-		
	TV Outlet 電視插座	-	-	1	-	-	1	1	1	-	-	-	-	1	1	1	1	-	-	-	1	1	1	-	-		
	Telephone Outlet 電話插座	-	-	1	-	-	1	1	1	-	-	-	-	1	1	1	1	-	-	-	1	1	1	-	-		
	Lighting Switch 燈掣	-	-	2	-	-	2	2	2	-	-	-	-	2	1	2	2	-	-	-	1	2	2	-	-		
	Lighting Point 燈位	-	-	1	-	-	1	1	1	-	-	-	-	1	1	1	1	-	-	-	1	1	1	-	-		
Master Ensuite 主人套房	Switch for Indoor Air-conditioner Unit 室內空調機開關掣	1	-	-	1	-	-	-	-	-	-	1	-	-	-	-	-	-	-	2	-	-	-	-			
	13A Twin Socket Outlet 13A雙位電插座	2	-	-	2	-	-	-	-	-	-	2	-	-	-	-	-	-	-	2	-	-	-	-			
	13A Twin Socket Outlet with USB 13A雙位電插座連USB	1	-	-	1	-	-	-	-	-	-	1	-	-	-	-	-	-	-	1	-	-	-	-			
	TV Outlet 電視插座	1	-	-	1	-	-	-	-	-	-	1	-	-	-	-	-	-	-	1	-	-	-	-			
	Telephone Outlet 電話插座	1	-	-	1	-	-	-	-	-	-	1	-	-	-	-	-	-	-	1	-	-	-	-			
	Lighting Switch 燈掣	3	-	-	3	-	-	-	-	-	-	3	-	-	-	-	-	-	-	4	-	-	-	-			
	Lighting Point 燈位	2	-	-	2	-	-	-	-	-	-	2	-	-	-	-	-	-	-	3	-	-	-	-			
	Switch for Exhaust Fan / Thermo Ventilator / Electric Heater 抽氣扇/浴室寶/電熱水爐開關掣	2	-	-	2	-	-	-	-	-	-	2	-	-	-	-	-	-	-	2	-	-	-	-			
	Electric Curtain Switch 電窗簾開關掣	-	-	-	-	-	-	-	-	-	-	-	-	-	-	-	-	-	-	1	-	-	-	-			
Electric Curtain Fuse Spur Unit 電窗簾接線位	-	-	-	-	-	-	-	-	-	-	-	-	-	-	-	-	-	-	2	-	-	-	-				

Notes :

- "1, 2," as shown in the schedule above denotes the quantity of such provision(s) provided in the residential unit.
- The symbol "-" as shown in the schedule above denotes "not applicable".
- The quantity of the lighting switch(es) shown in the schedule denotes the quantity of switch faceplate(s).
- 4/F, 13/F, 14/F, 24/F & 34/F are omitted.

備註：

- 以上說明表所顯示的“1, 2,”表示提供於該住宅單位內的裝置數量。
- 上表“-”代表「不適用」。
- 說明表所顯示的燈掣數量是表示掣面板的數量。
- 不設4樓、13樓、14樓、24樓及34樓。

Schedule of Mechanical & Electrical Provisions of Residential Units

住宅單位機電裝置數量說明表

Location 位置	Description 描述	Tower 1A 第1A座																									
		3/F 3樓			5/F 5樓								6/F-12/F, 15/F-23/F, 25/F-33/F, 35/F-37/F 6樓至12樓、15樓至23樓、 25樓至33樓、35樓至37樓								38/F and Roof 38樓及 天台		38/F 38樓				
		A	B	C	A	B	C	E	F	G	H	A	B	C	D	E	F	G	H	A	D	E	F	G	H		
Ensuite 套房	Switch for Indoor Air-conditioner Unit 室內空調機開關掣	-	-	-	-	-	-	-	-	-	-	-	-	-	-	-	-	-	-	-	1	-	-	-	-	-	
	13A Twin Socket Outlet 13A雙位電插座	-	-	-	-	-	-	-	-	-	-	-	-	-	-	-	-	-	-	-	2	-	-	-	-	-	
	TV Outlet 電視插座	-	-	-	-	-	-	-	-	-	-	-	-	-	-	-	-	-	-	-	1	-	-	-	-	-	
	Telephone Outlet 電話插座	-	-	-	-	-	-	-	-	-	-	-	-	-	-	-	-	-	-	-	1	-	-	-	-	-	
	Lighting Switch 燈掣	-	-	-	-	-	-	-	-	-	-	-	-	-	-	-	-	-	-	-	3	-	-	-	-	-	
	Lighting Point 燈位	-	-	-	-	-	-	-	-	-	-	-	-	-	-	-	-	-	-	-	1	-	-	-	-	-	
	Switch for Exhaust Fan / Thermo Ventilator / Electric Heater 抽氣扇/浴室寶/電熱水爐開關掣	-	-	-	-	-	-	-	-	-	-	-	-	-	-	-	-	-	-	-	1	-	-	-	-	-	
	Electric Curtain Switch 電窗簾開關掣	-	-	-	-	-	-	-	-	-	-	-	-	-	-	-	-	-	-	-	1	-	-	-	-	-	
Electric Curtain Fuse Spur Unit 電窗簾接線位	-	-	-	-	-	-	-	-	-	-	-	-	-	-	-	-	-	-	-	1	-	-	-	-	-		
Bedroom 睡房	Switch for Indoor Air-conditioner Unit 室內空調機開關掣	-	1	-	-	1	-	1	1	1	1	-	1	-	1	1	1	1	1	-	1	1	1	1	1		
	13A Twin Socket Outlet 13A雙位電插座	-	1	-	-	1	-	2	2	1	1	-	1	-	2	2	2	1	1	-	2	2	2	1	1		
	13A Twin Socket Outlet with USB 13A雙位電插座連USB	-	1	-	-	1	-	-	-	1	1	-	1	-	-	-	-	1	1	-	-	-	-	1	1		
	TV Outlet 電視插座	-	1	-	-	1	-	1	1	1	1	-	1	-	1	1	1	1	1	-	1	1	1	1	1		
	Telephone Outlet 電話插座	-	1	-	-	1	-	1	1	1	1	-	1	-	1	1	1	1	1	-	1	1	1	1	1		
	Lighting Switch 燈掣	-	2	-	-	2	-	1	1	2	2	-	2	-	1	1	1	2	2	-	1	1	1	2	2		
	Lighting Point 燈位	-	1	-	-	1	-	1	1	1	1	-	1	-	1	1	1	1	1	-	1	1	1	1	1		
Switch for Exhaust Fan / Thermo Ventilator / Electric Heater 抽氣扇/浴室寶/電熱水爐開關掣	-	2	-	-	2	-	-	-	2	2	-	2	-	-	-	-	2	2	-	-	-	-	2	2			
Bedroom 1 睡房 1	Switch for Indoor Air-conditioner Unit 室內空調機開關掣	1	-	1	1	-	1	-	-	-	-	1	-	1	-	-	-	-	-	1	-	-	-	-	-		
	13A Twin Socket Outlet 13A雙位電插座	2	-	2	2	-	2	-	-	-	-	2	-	2	-	-	-	-	-	2	-	-	-	-	-		
	TV Outlet 電視插座	1	-	1	1	-	1	-	-	-	-	1	-	1	-	-	-	-	-	1	-	-	-	-	-		
	Telephone Outlet 電話插座	1	-	1	1	-	1	-	-	-	-	1	-	1	-	-	-	-	-	1	-	-	-	-	-		
	Lighting Switch 燈掣	1	-	1	1	-	1	-	-	-	-	1	-	1	-	-	-	-	-	1	-	-	-	-	-		
	Lighting Point 燈位	1	-	1	1	-	1	-	-	-	-	1	-	1	-	-	-	-	-	1	-	-	-	-	-		

Notes :

- "1, 2," as shown in the schedule above denotes the quantity of such provision(s) provided in the residential unit.
- The symbol "-" as shown in the schedule above denotes "not applicable".
- The quantity of the lighting switch(es) shown in the schedule denotes the quantity of switch faceplate(s).
- 4/F, 13/F, 14/F, 24/F & 34/F are omitted.

備註：

- 以上說明表所顯示的“1, 2,”表示提供於該住宅單位內的裝置數量。
- 上表“-”代表「不適用」。
- 說明表所顯示的燈掣數量是表示掣面板的數量。
- 不設4樓、13樓、14樓、24樓及34樓。

Schedule of Mechanical & Electrical Provisions of Residential Units

住宅單位機電裝置數量說明表

Location 位置	Description 描述	Tower 1A 第1A座																									
		3/F 3樓			5/F 5樓								6/F-12/F, 15/F-23/F, 25/F-33/F, 35/F-37/F 6樓至12樓、15樓至23樓、 25樓至33樓、35樓至37樓								38/F and Roof 38樓及 天台		38/F 38樓				
		A	B	C	A	B	C	E	F	G	H	A	B	C	D	E	F	G	H	A	D	E	F	G	H		
Bedroom 2 睡房 2	Switch for Indoor Air-conditioner Unit 室內空調機開關掣	1	-	1	1	-	1	-	-	-	-	1	-	1	-	-	-	-	-	1	-	-	-	-	-		
	13A Twin Socket Outlet 13A雙位電插座	2	-	2	2	-	2	-	-	-	-	2	-	2	-	-	-	-	-	2	-	-	-	-	-		
	TV Outlet 電視插座	1	-	1	1	-	1	-	-	-	-	1	-	1	-	-	-	-	-	1	-	-	-	-	-		
	Telephone Outlet 電話插座	1	-	1	1	-	1	-	-	-	-	1	-	1	-	-	-	-	-	1	-	-	-	-	-		
	Lighting Switch 燈掣	1	-	1	1	-	1	-	-	-	-	1	-	1	-	-	-	-	-	1	-	-	-	-	-		
	Lighting Point 燈位	1	-	1	1	-	1	-	-	-	-	1	-	1	-	-	-	-	-	1	-	-	-	-	-		
Master Bathroom 主人浴室	13A Single Socket Outlet 13A單位電插座	1	-	-	1	-	-	-	-	-	-	1	-	-	-	-	-	-	1	-	-	-	-	-			
	Fused Spur Unit 接線位連保險絲	2	-	-	2	-	-	-	-	-	-	2	-	-	-	-	-	-	2	-	-	-	-	-			
	Lighting Point 燈位	3	-	-	3	-	-	-	-	-	-	3	-	-	-	-	-	-	6	-	-	-	-	-			
	Cable Connection Unit 電線接駁點	1	-	-	1	-	-	-	-	-	-	1	-	-	-	-	-	-	1	-	-	-	-	-			
	Water Heater Remote Control 熱水爐溫度遙控	1	-	-	1	-	-	-	-	-	-	1	-	-	-	-	-	-	1	-	-	-	-	-			
	40A Isolator for Electric Water Heater 40A電熱水爐開關掣	1	-	-	1	-	-	-	-	-	-	1	-	-	-	-	-	-	1	-	-	-	-	-			
Bathroom 浴室	13A Single Socket Outlet 13A單位電插座	1	1	1	1	1	1	1	1	1	1	1	1	1	1	1	1	1	-	1	1	1	1	1			
	Fused Spur Unit 接線位連保險絲	2	2	2	2	2	2	2	2	2	2	2	2	2	2	2	2	2	-	2	2	2	2	2			
	Lighting Point 燈位	3	3	3	3	3	3	3	3	3	3	3	3	3	3	3	3	3	-	3	3	3	3	3			
	Cable Connection Unit 電線接駁點	1	1	1	1	1	1	1	1	1	1	1	1	1	1	1	1	1	-	1	1	1	1	1			
	Water Heater Remote Control 熱水爐溫度遙控	1	1	1	1	1	1	1	1	1	1	1	1	1	1	1	1	1	-	1	1	1	1	1			
	40A Isolator for Electric Water Heater 40A電熱水爐開關掣	-	1	-	-	1	-	1	1	1	1	-	1	-	1	1	1	1	-	1	1	1	1	1			

Notes :

- "1, 2," as shown in the schedule above denotes the quantity of such provision(s) provided in the residential unit.
- The symbol "-" as shown in the schedule above denotes "not applicable".
- The quantity of the lighting switch(es) shown in the schedule denotes the quantity of switch faceplate(s).
- 4/F, 13/F, 14/F, 24/F & 34/F are omitted.

備註：

- 以上說明表所顯示的“1, 2,”表示提供於該住宅單位內的裝置數量。
- 上表“-”代表「不適用」。
- 說明表所顯示的燈掣數量是表示掣面板的數量。
- 不設4樓、13樓、14樓、24樓及34樓。

Schedule of Mechanical & Electrical Provisions of Residential Units
住宅單位機電裝置數量說明表

Location 位置	Description 描述	Tower 1A 第1A座																									
		3/F 3樓			5/F 5樓								6/F-12/F, 15/F-23/F, 25/F-33/F, 35/F-37/F 6樓至12樓、15樓至23樓、 25樓至33樓、35樓至37樓								38/F and Roof 38樓及 天台		38/F 38樓				
		A	B	C	A	B	C	E	F	G	H	A	B	C	D	E	F	G	H	A	D	E	F	G	H		
Bathroom 1 浴室 1	13A Single Socket Outlet 13A單位電插座	-	-	-	-	-	-	-	-	-	-	-	-	-	-	-	-	-	-	1	-	-	-	-	-		
	Fused Spur Unit 接線位連保險絲	-	-	-	-	-	-	-	-	-	-	-	-	-	-	-	-	-	-	2	-	-	-	-	-		
	Lighting Point 燈位	-	-	-	-	-	-	-	-	-	-	-	-	-	-	-	-	-	-	3	-	-	-	-	-		
	Cable Connection Unit 電線接駁點	-	-	-	-	-	-	-	-	-	-	-	-	-	-	-	-	-	-	1	-	-	-	-	-		
	Water Heater Remote Control 熱水爐溫度遙控	-	-	-	-	-	-	-	-	-	-	-	-	-	-	-	-	-	-	1	-	-	-	-	-		
Bathroom 2 浴室 2	13A Single Socket Outlet 13A單位電插座	-	-	-	-	-	-	-	-	-	-	-	-	-	-	-	-	-	-	1	-	-	-	-	-		
	Fused Spur Unit 接線位連保險絲	-	-	-	-	-	-	-	-	-	-	-	-	-	-	-	-	-	-	2	-	-	-	-	-		
	Lighting Point 燈位	-	-	-	-	-	-	-	-	-	-	-	-	-	-	-	-	-	-	3	-	-	-	-	-		
	Cable Connection Unit 電線接駁點	-	-	-	-	-	-	-	-	-	-	-	-	-	-	-	-	-	-	1	-	-	-	-	-		
	Water Heater Remote Control 熱水爐溫度遙控	-	-	-	-	-	-	-	-	-	-	-	-	-	-	-	-	-	-	1	-	-	-	-	-		
Kitchen 廚房	13A Single Socket Outlet Connected with Kitchen Appliance 13A單位電插座 (已接駁廚房設備)	7	-	7	7	-	7	-	-	-	-	7	-	7	-	-	-	-	-	10	-	-	-	-	-		
	13A Twin Socket Outlet 13A雙位電插座	2	-	2	2	-	2	-	-	-	-	2	-	2	-	-	-	-	-	2	-	-	-	-	-		
	Fused Spur Unit Connected with Kitchen Appliance 接線位連保險絲 (已接駁廚房設備)	3	-	3	3	-	3	-	-	-	-	3	-	3	-	-	-	-	-	4	-	-	-	-	-		
	20A Double Pole Switch Connected with Kitchen Appliance 20A雙極開關掣 (已接駁廚房設備)	1	-	1	1	-	1	-	-	-	-	1	-	1	-	-	-	-	-	2	-	-	-	-	-		
	Cable Connection Unit 電線接駁點	1	-	1	1	-	1	-	-	-	-	1	-	1	-	-	-	-	-	2	-	-	-	-	-		
	Water Heater Remote Control 熱水爐溫度遙控	1	-	1	1	-	1	-	-	-	-	1	-	1	-	-	-	-	-	1	-	-	-	-	-		
	Lighting Point 燈位	3	-	3	3	-	3	-	-	-	-	3	-	3	-	-	-	-	-	4	-	-	-	-	-		
	Door Bell 門鈴	1	-	1	1	-	1	-	-	-	-	1	-	1	-	-	-	-	-	1	-	-	-	-	-		
	Gas Water Heater 煤氣熱水爐	1	-	1	1	-	1	-	-	-	-	1	-	1	-	-	-	-	-	2	-	-	-	-	-		

Notes :

- "1, 2," as shown in the schedule above denotes the quantity of such provision(s) provided in the residential unit.
- The symbol "-" as shown in the schedule above denotes "not applicable".
- The quantity of the lighting switch(es) shown in the schedule denotes the quantity of switch faceplate(s).
- 4/F, 13/F, 14/F, 24/F & 34/F are omitted.

備註：

- 以上說明表所顯示的“1, 2,”表示提供於該住宅單位內的裝置數量。
- 上表“-”代表「不適用」。
- 說明表所顯示的燈掣數量是表示掣面板的數量。
- 不設4樓、13樓、14樓、24樓及34樓。

Schedule of Mechanical & Electrical Provisions of Residential Units
住宅單位機電裝置數量說明表

Location 位置	Description 描述	Tower 1A 第1A座																									
		3/F 3樓			5/F 5樓								6/F-12/F, 15/F-23/F, 25/F-33/F, 35/F-37/F 6樓至12樓、15樓至23樓、 25樓至33樓、35樓至37樓								38/F and Roof 38樓及 天台		38/F 38樓				
		A	B	C	A	B	C	E	F	G	H	A	B	C	D	E	F	G	H	A	D	E	F	G	H		
Open Kitchen 開放式廚房	Sprinkler Head 消防花灑頭	-	3	-	-	3	-	2	2	2	2	-	3	-	2	2	2	2	-	2	2	2	2	2			
	13A Single Socket Outlet Connected with Kitchen Appliance 13A單位電插座 (已接駁廚房設備)	-	3	-	-	3	-	3	3	3	3	-	3	-	3	3	3	3	-	3	3	3	3	3			
	13A Twin Socket Outlet 13A雙位電插座	-	1	-	-	1	-	1	1	1	1	-	1	-	1	1	1	1	-	1	1	1	1	1			
	Fused Spur Unit 接線位連保險絲	-	2	-	-	2	-	2	2	2	2	-	2	-	2	2	2	2	-	2	2	2	2	2			
	20A Double Pole Switch Connected with Kitchen Appliance 20A雙極開關掣 (已接駁廚房設備)	-	2	-	-	2	-	1	1	2	2	-	2	-	1	1	1	2	2	-	1	1	1	2	2		
	45A Double Pole Switch Connected with Kitchen Appliance 45A雙極開關掣 (已接駁廚房設備)	-	-	-	-	-	-	1	1	-	-	-	-	-	1	1	1	-	-	-	1	1	1	-	-		
	Cable Connection Unit 電線接駁點	-	2	-	-	2	-	2	2	2	2	-	2	-	2	2	2	2	-	2	2	2	2	2			
	Lighting Point 燈位	-	2	-	-	2	-	2	2	2	2	-	2	-	2	2	2	2	-	2	2	2	2	2			
	Miniature Circuit Breakers Board 電力配電箱連微型斷路器	-	1	-	-	1	-	1	1	1	1	-	1	-	1	1	1	1	-	1	1	1	1	1			
Store Room 儲物房	Switch for Indoor Air-conditioner Unit 室內空調機開關掣	1	-	1	1	-	1	-	-	-	-	1	-	1	-	-	-	-	-	-	-	-	-	-			
	13A Twin Socket Outlet 13A雙位電插座	2	-	2	2	-	2	-	-	-	-	2	-	2	-	-	-	-	-	-	-	-	-	-			
	TV Outlet 電視插座	1	-	1	1	-	1	-	-	-	-	1	-	1	-	-	-	-	-	-	-	-	-	-			
	Telephone Outlet 電話插座	1	-	1	1	-	1	-	-	-	-	1	-	1	-	-	-	-	-	-	-	-	-	-			
	Lighting Switch 燈掣	1	-	1	1	-	1	-	-	-	-	1	-	1	-	-	-	-	-	-	-	-	-	-			
	Lighting Point 燈位	1	-	1	1	-	1	-	-	-	-	1	-	1	-	-	-	-	-	-	-	-	-	-			
	Miniature Circuit Breakers Board 電力配電箱連微型斷路器	1	-	1	1	-	1	-	-	-	-	1	-	1	-	-	-	-	-	-	-	-	-	-			

Notes :

- "1, 2," as shown in the schedule above denotes the quantity of such provision(s) provided in the residential unit.
- The symbol "-" as shown in the schedule above denotes "not applicable".
- The quantity of the lighting switch(es) shown in the schedule denotes the quantity of switch faceplate(s).
- 4/F, 13/F, 14/F, 24/F & 34/F are omitted.

備註：

- 以上說明表所顯示的“1, 2,”表示提供於該住宅單位內的裝置數量。
- 上表“-”代表「不適用」。
- 說明表所顯示的燈掣數量是表示掣面板的數量。
- 不設4樓、13樓、14樓、24樓及34樓。

Schedule of Mechanical & Electrical Provisions of Residential Units
住宅單位機電裝置數量說明表

Location 位置	Description 描述	Tower 1A 第1A座																									
		3/F 3樓			5/F 5樓								6/F-12/F, 15/F-23/F, 25/F-33/F, 35/F-37/F 6樓至12樓、15樓至23樓、 25樓至33樓、35樓至37樓								38/F and Roof 38樓及 天台		38/F 38樓				
		A	B	C	A	B	C	E	F	G	H	A	B	C	D	E	F	G	H	A	D	E	F	G	H		
Utility Room 工作間	Switch for Indoor Air-conditioner Unit 室內空調機開關掣	-	-	-	-	-	-	-	-	-	-	-	-	-	-	-	-	-	-	1	-	-	-	-	-		
	13A Single Socket Outlet 13A單位電插座	-	-	-	-	-	-	-	-	-	-	-	-	-	-	-	-	-	-	1	-	-	-	-	-		
	Switch for Exhaust Fan 抽氣扇開關掣	-	-	-	-	-	-	-	-	-	-	-	-	-	-	-	-	-	-	1	-	-	-	-	-		
	Lighting Switch 燈掣	-	-	-	-	-	-	-	-	-	-	-	-	-	-	-	-	-	-	2	-	-	-	-	-		
	Lighting Point 燈位	-	-	-	-	-	-	-	-	-	-	-	-	-	-	-	-	-	-	1	-	-	-	-	-		
Lavatory 廁所	Miniature Circuit Breakers Board 電力配電箱連微型斷路器	-	-	-	-	-	-	-	-	-	-	-	-	-	-	-	-	-	-	1	-	-	-	-	-		
	Fused Spur Unit 接線位連保險絲	-	-	-	-	-	-	-	-	-	-	-	-	-	-	-	-	-	-	1	-	-	-	-	-		
Store Room Under Staircase 樓梯下的儲物房	Lighting Point 燈位	-	-	-	-	-	-	-	-	-	-	-	-	-	-	-	-	-	-	1	-	-	-	-	-		
	Lighting Switch 燈掣	-	-	-	-	-	-	-	-	-	-	-	-	-	-	-	-	-	-	1	-	-	-	-	-		
Internal Staircase 內部樓梯	Lighting Point 燈位	-	-	-	-	-	-	-	-	-	-	-	-	-	-	-	-	-	-	2	-	-	-	-	-		
	Lighting Switch 燈掣	-	-	-	-	-	-	-	-	-	-	-	-	-	-	-	-	-	-	3	-	-	-	-	-		
Balcony 露台	Lighting Point 燈位	1	1	1	1	1	1	1	1	1	1	1	1	1	1	1	1	1	1	1	1	1	1	1	1		
Air-Conditioning Platform 空調機平台	Isolator for Outdoor Air-Conditioner 室外空調機開關掣	3	1	3	3	1	3	2	2	1	1	3	1	3	2	2	2	1	1	3	2	2	2	1	1		
Roof 天台	13A Watertight Socket Outlet 13A防水電插座	-	-	-	-	-	-	-	-	-	-	-	-	-	-	-	-	-	-	2	-	-	-	-	-		
	Lighting Point 燈位	-	-	-	-	-	-	-	-	-	-	-	-	-	-	-	-	-	-	5	-	-	-	-	-		
Flat Roof 平台	13A Watertight Socket Outlet 13A防水電插座	-	-	-	-	-	-	-	-	-	-	-	-	-	-	-	-	-	-	2	-	-	-	-	-		
	Lighting Point 燈位	-	-	-	-	-	-	-	-	-	-	-	-	-	-	-	-	-	-	5	-	-	-	-	-		
Utility Platform 工作平台	Lighting Point 燈位	1	-	1	1	-	1	1	1	-	-	1	-	1	-	1	1	-	-	1	-	1	1	-	-		

Notes :

- "1, 2," as shown in the schedule above denotes the quantity of such provision(s) provided in the residential unit.
- The symbol "-" as shown in the schedule above denotes "not applicable".
- The quantity of the lighting switch(es) shown in the schedule denotes the quantity of switch faceplate(s).
- 4/F, 13/F, 14/F, 24/F & 34/F are omitted.

備註：

- 以上說明表所顯示的“1, 2,”表示提供於該住宅單位內的裝置數量。
- 上表“-”代表「不適用」。
- 說明表所顯示的燈掣數量是表示掣面板的數量。
- 不設4樓、13樓、14樓、24樓及34樓。

Schedule of Mechanical & Electrical Provisions of Residential Units
住宅單位機電裝置數量說明表

Location 位置	Description 描述	Tower 1B 第1B座																	
		3/F 3樓						5/F-12/F, 15/F-23/F, 25/F-33/F, 35/F-37/F 5樓至12樓、15樓至23樓、 25樓至33樓、35樓至37樓							38/F and Roof 38樓及 天台		38/F 38樓		
		A	B	C	D	E	F	A	B	C	D	E	F	G	A	E	F	G	
Main Entrance 大門入口	Door Bell Push Button 門鈴按鈕	1	1	1	1	1	1	1	1	1	1	1	1	1	1	1	1	1	
Living Room / Dining Room 客廳 / 飯廳	Switch for Indoor Air-conditioner Unit 室內空調機開關掣	1	2	1	1	1	1	1	2	1	1	1	1	3	1	1	1		
	13A Twin Socket Outlet 13A雙位電插座	4	4	4	4	4	3	4	4	4	4	4	4	4	4	4	4		
	TV Outlet 電視插座	2	2	2	2	2	2	2	2	2	2	2	2	2	2	2	2		
	Telephone Outlet 電話插座	2	2	2	2	2	2	2	2	2	2	2	2	2	2	2	2		
	Data Outlet 數據位	1	1	-	-	-	-	1	1	-	-	-	-	1	-	-	-		
	Fibre Outlet 光纖位	1	1	1	1	1	1	1	1	1	1	1	1	1	1	1	1		
	Lighting Switch 燈掣	7	7	7	6	6	5	7	7	7	6	6	7	10	6	7	7		
	Lighting Point 燈位	4	4	4	3	4	2	4	4	4	3	4	3	5	9	4	3		
	Switch for Kitchen Exhaust Fan / Water Heater 廚房抽氣扇/熱水爐開關掣	1	1	1	1	1	1	1	1	1	1	1	1	1	1	1	1		
	Switch for Exhaust Fan / Thermo Ventilator / Electric Heater 抽氣扇/浴室寶/電熱水爐開關掣	1	2	2	1	2	-	1	2	2	1	2	2	1	2	2	2		
	Electric Curtain Switch 電窗簾開關掣	-	-	-	-	-	-	-	-	-	-	-	-	2	-	-	-		
	Electric Curtain Fuse Spur Unit 電窗簾接線位	-	-	-	-	-	-	-	-	-	-	-	-	2	-	-	-		
	Home Camera Main Switch 家居攝錄機總開關掣	1	1	-	-	-	-	1	1	-	-	-	-	1	-	-	-		
	Home Camera 家居攝錄機	1	1	-	-	-	-	1	1	-	-	-	-	1	-	-	-		
Door Bell 門鈴	-	1	1	1	1	1	-	1	1	1	1	1	-	1	1	1			
Video Door Phone 視像對講機	1	1	1	1	1	1	1	1	1	1	1	1	1	1	1	1			
Smoke Detector 煙霧探測器	-	1 [#]	1 [#]	-	-	-	-	1 [#]	1 [#]	-	-	-	-	-	-	-			

Notes :

- "1, 2," as shown in the schedule above denotes the quantity of such provision(s) provided in the residential unit.
- The symbol "-" as shown in the schedule above denotes "not applicable".
- The quantity of the lighting switch(es) shown in the schedule denotes the quantity of switch faceplate(s).
- 4/F, 13/F, 14/F, 24/F & 34/F are omitted.
- The symbol "#" as shown in the schedule above denotes 'Fire services installation and equipment' for Open Kitchen.

備註：

- 以上說明表所顯示的“1, 2,”表示提供於該住宅單位內的裝置數量。
- 上表“-”代表「不適用」。
- 說明表所顯示的燈掣數量是表示掣面板的數量。
- 不設4樓、13樓、14樓、24樓及34樓。
- 上表“#”代表「開放式廚房消防裝置及設備」。

Schedule of Mechanical & Electrical Provisions of Residential Units
住宅單位機電裝置數量說明表

Location 位置	Description 描述	Tower 1B 第1B座																	
		3/F 3樓						5/F-12/F, 15/F-23/F, 25/F-33/F, 35/F-37/F 5樓至12樓、15樓至23樓、 25樓至33樓、35樓至37樓							38/F and Roof 38樓及 天台		38/F 38樓		
		A	B	C	D	E	F	A	B	C	D	E	F	G	A	E	F	G	
Master Bedroom 主人睡房	Switch for Indoor Air-conditioner Unit 室內空調機開關掣	1	1	1	1	1	-	1	1	1	1	1	1	1	-	1	1	1	
	13A Twin Socket Outlet 13A雙位電插座	1	2	1	1	1	-	1	2	1	1	1	1	1	-	1	1	1	
	13A Twin Socket Outlet with USB 13A雙位電插座連USB	1	1	1	1	1	-	1	1	1	1	1	1	1	-	1	1	1	
	TV Outlet 電視插座	1	1	1	1	1	-	1	1	1	1	1	1	1	-	1	1	1	
	Telephone Outlet 電話插座	1	1	1	1	1	-	1	1	1	1	1	1	1	-	1	1	1	
	Lighting Switch 燈掣	2	2	1	1	2	-	2	2	1	1	2	1	1	-	2	1	1	
	Lighting Point 燈位	2	2	2	1	1	-	2	2	2	1	1	2	2	-	1	2	2	
Master Ensuite 主人套房	Switch for Indoor Air-conditioner Unit 室內空調機開關掣	-	-	-	-	-	-	-	-	-	-	-	-	1	-	-	-		
	13A Twin Socket Outlet 13A雙位電插座	-	-	-	-	-	-	-	-	-	-	-	-	2	-	-	-		
	13A Twin Socket Outlet with USB 13A雙位電插座連USB	-	-	-	-	-	-	-	-	-	-	-	-	1	-	-	-		
	TV Outlet 電視插座	-	-	-	-	-	-	-	-	-	-	-	-	1	-	-	-		
	Telephone Outlet 電話插座	-	-	-	-	-	-	-	-	-	-	-	-	1	-	-	-		
	Lighting Switch 燈掣	-	-	-	-	-	-	-	-	-	-	-	-	3	-	-	-		
	Lighting Point 燈位	-	-	-	-	-	-	-	-	-	-	-	-	2	-	-	-		
	Switch for Exhaust Fan / Thermo Ventilator / Electric Heater 抽氣扇/浴室寶/電熱水爐開關掣	-	-	-	-	-	-	-	-	-	-	-	-	2	-	-	-		
	Electric Curtain Switch 電窗簾開關掣	-	-	-	-	-	-	-	-	-	-	-	-	1	-	-	-		
Electric Curtain Fuse Spur Unit 電窗簾接線位	-	-	-	-	-	-	-	-	-	-	-	-	1	-	-	-			
Walk-In Closet in Master Ensuite 主人套房衣帽間	Switch for Indoor Air-conditioner Unit 室內空調機開關掣	-	-	-	-	-	-	-	-	-	-	-	-	1	-	-	-		
	13A Twin Socket Outlet 13A雙位電插座	-	-	-	-	-	-	-	-	-	-	-	-	2	-	-	-		
	TV Outlet 電視插座	-	-	-	-	-	-	-	-	-	-	-	-	1	-	-	-		
	Telephone Outlet 電話插座	-	-	-	-	-	-	-	-	-	-	-	-	1	-	-	-		
	Lighting Switch 燈掣	-	-	-	-	-	-	-	-	-	-	-	-	1	-	-	-		
	Lighting Point 燈位	-	-	-	-	-	-	-	-	-	-	-	-	1	-	-	-		

Notes :

- "1, 2," as shown in the schedule above denotes the quantity of such provision(s) provided in the residential unit.
- The symbol "-" as shown in the schedule above denotes "not applicable".
- The quantity of the lighting switch(es) shown in the schedule denotes the quantity of switch faceplate(s).
- 4/F, 13/F, 14/F, 24/F & 34/F are omitted.

備註：

- 以上說明表所顯示的“1, 2,”表示提供於該住宅單位內的裝置數量。
- 上表“-”代表「不適用」。
- 說明表所顯示的燈掣數量是表示掣面板的數量。
- 不設4樓、13樓、14樓、24樓及34樓。

Schedule of Mechanical & Electrical Provisions of Residential Units
住宅單位機電裝置數量說明表

Location 位置	Description 描述	Tower 1B 第1B座																
		3/F 3樓						5/F-12/F, 15/F-23/F, 25/F-33/F, 35/F-37/F 5樓至12樓、15樓至23樓、 25樓至33樓、35樓至37樓							38/F and Roof 38樓及 天台		38/F 38樓	
		A	B	C	D	E	F	A	B	C	D	E	F	G	A	E	F	G
Bedroom 睡房	Switch for Indoor Air-conditioner Unit 室內空調機開關掣	1	-	1	1	1	1	1	-	1	1	1	1	1	-	1	1	1
	13A Twin Socket Outlet 13A雙位電插座	2	-	2	2	2	1	2	-	2	2	2	2	-	2	2	2	
	13A Twin Socket Outlet with USB 13A雙位電插座連USB	-	-	-	-	-	1	-	-	-	-	-	-	-	-	-	-	
	TV Outlet 電視插座	1	-	1	1	1	1	1	-	1	1	1	1	-	1	1	1	
	Telephone Outlet 電話插座	1	-	1	1	1	1	1	-	1	1	1	1	-	1	1	1	
	Lighting Switch 燈掣	1	-	1	1	1	2	1	-	1	1	1	1	-	1	1	1	
	Lighting Point 燈位	1	-	1	1	1	1	1	-	1	1	1	1	-	1	1	1	
Switch for Exhaust Fan / Thermo Ventilator / Electric Heater 抽氣扇/浴室寶/電熱水爐開關掣	-	-	-	-	-	2	-	-	-	-	-	-	-	-	-	-		
Bedroom 1 睡房 1	Switch for Indoor Air-conditioner Unit 室內空調機開關掣	-	1	-	-	-	-	-	1	-	-	-	-	1	-	-	-	
	13A Twin Socket Outlet 13A雙位電插座	-	2	-	-	-	-	-	2	-	-	-	-	2	-	-	-	
	TV Outlet 電視插座	-	1	-	-	-	-	-	1	-	-	-	-	1	-	-	-	
	Telephone Outlet 電話插座	-	1	-	-	-	-	-	1	-	-	-	-	1	-	-	-	
	Lighting Switch 燈掣	-	1	-	-	-	-	-	1	-	-	-	-	1	-	-	-	
	Lighting Point 燈位	-	1	-	-	-	-	-	1	-	-	-	-	1	-	-	-	
	Electric Curtain Switch 電窗簾開關掣	-	-	-	-	-	-	-	-	-	-	-	-	1	-	-	-	
	Electric Curtain Fuse Spur Unit 電窗簾接線位	-	-	-	-	-	-	-	-	-	-	-	-	1	-	-	-	
Switch for Exhaust Fan / Thermo Ventilator / Electric Heater 抽氣扇/浴室寶/電熱水爐開關掣	-	-	-	-	-	-	-	-	-	-	-	-	1	-	-	-		
Walk-In Closet in Bedroom 1 睡房 1 內衣帽間	Lighting Switch 燈掣	-	-	-	-	-	-	-	-	-	-	-	-	2	-	-	-	
	Lighting Point 燈位	-	-	-	-	-	-	-	-	-	-	-	-	1	-	-	-	
	Switch for Exhaust Fan / Thermo Ventilator / Electric Heater 抽氣扇/浴室寶/電熱水爐開關掣	-	-	-	-	-	-	-	-	-	-	-	-	1	-	-	-	

Notes :

- "1, 2," as shown in the schedule above denotes the quantity of such provision(s) provided in the residential unit.
- The symbol "-" as shown in the schedule above denotes "not applicable".
- The quantity of the lighting switch(es) shown in the schedule denotes the quantity of switch faceplate(s).
- 4/F, 13/F, 14/F, 24/F & 34/F are omitted.

備註：

- 以上說明表所顯示的“1, 2,”表示提供於該住宅單位內的裝置數量。
- 上表“-”代表「不適用」。
- 說明表所顯示的燈掣數量是表示掣面板的數量。
- 不設4樓、13樓、14樓、24樓及34樓。

Schedule of Mechanical & Electrical Provisions of Residential Units
住宅單位機電裝置數量說明表

Location 位置	Description 描述	Tower 1B 第1B座																	
		3/F 3樓						5/F-12/F, 15/F-23/F, 25/F-33/F, 35/F-37/F 5樓至12樓、15樓至23樓、 25樓至33樓、35樓至37樓							38/F and Roof 38樓及 天台		38/F 38樓		
		A	B	C	D	E	F	A	B	C	D	E	F	G	A	E	F	G	
Bedroom 2 睡房 2	Switch for Indoor Air-conditioner Unit 室內空調機開關掣	-	1	-	-	-	-	-	1	-	-	-	-	-	1	-	-	-	
	13A Twin Socket Outlet 13A雙位電插座	-	2	-	-	-	-	-	2	-	-	-	-	-	2	-	-	-	
	TV Outlet 電視插座	-	1	-	-	-	-	-	1	-	-	-	-	-	1	-	-	-	
	Telephone Outlet 電話插座	-	1	-	-	-	-	-	1	-	-	-	-	-	1	-	-	-	
	Lighting Switch 燈掣	-	1	-	-	-	-	-	1	-	-	-	-	-	1	-	-	-	
	Lighting Point 燈位	-	1	-	-	-	-	-	1	-	-	-	-	-	1	-	-	-	
	Electric Curtain Switch 電窗簾開關掣	-	-	-	-	-	-	-	-	-	-	-	-	-	1	-	-	-	
	Electric Curtain Fuse Spur Unit 電窗簾接線位	-	-	-	-	-	-	-	-	-	-	-	-	-	1	-	-	-	
Bedroom 3 睡房 3	Switch for Indoor Air-conditioner Unit 室內空調機開關掣	-	-	-	-	-	-	-	-	-	-	-	-	-	1	-	-	-	
	13A Twin Socket Outlet 13A雙位電插座	-	-	-	-	-	-	-	-	-	-	-	-	-	2	-	-	-	
	TV Outlet 電視插座	-	-	-	-	-	-	-	-	-	-	-	-	-	1	-	-	-	
	Telephone Outlet 電話插座	-	-	-	-	-	-	-	-	-	-	-	-	-	1	-	-	-	
	Lighting Switch 燈掣	-	-	-	-	-	-	-	-	-	-	-	-	-	1	-	-	-	
	Lighting Point 燈位	-	-	-	-	-	-	-	-	-	-	-	-	-	1	-	-	-	
	Electric Curtain Switch 電窗簾開關掣	-	-	-	-	-	-	-	-	-	-	-	-	-	1	-	-	-	
	Electric Curtain Fuse Spur Unit 電窗簾接線位	-	-	-	-	-	-	-	-	-	-	-	-	-	1	-	-	-	

Notes :

- "1, 2," as shown in the schedule above denotes the quantity of such provision(s) provided in the residential unit.
- The symbol "-" as shown in the schedule above denotes "not applicable".
- The quantity of the lighting switch(es) shown in the schedule denotes the quantity of switch faceplate(s).
- 4/F, 13/F, 14/F, 24/F & 34/F are omitted.

備註：

- 以上說明表所顯示的“1, 2,”表示提供於該住宅單位內的裝置數量。
- 上表“-”代表「不適用」。
- 說明表所顯示的燈掣數量是表示掣面板的數量。
- 不設4樓、13樓、14樓、24樓及34樓。

Schedule of Mechanical & Electrical Provisions of Residential Units
住宅單位機電裝置數量說明表

Location 位置	Description 描述	Tower 1B 第1B座																	
		3/F 3樓						5/F-12/F, 15/F-23/F, 25/F-33/F, 35/F-37/F 5樓至12樓、15樓至23樓、 25樓至33樓、35樓至37樓							38/F and Roof 38樓及 天台		38/F 38樓		
		A	B	C	D	E	F	A	B	C	D	E	F	G	A	E	F	G	
Master Bathroom 主人浴室	13A Single Socket Outlet 13A單位電插座	-	-	-	-	-	-	-	-	-	-	-	-	-	-	1	-	-	-
	Fused Spur Unit 接線位連保險絲	-	-	-	-	-	-	-	-	-	-	-	-	-	-	2	-	-	-
	Lighting Point 燈位	-	-	-	-	-	-	-	-	-	-	-	-	-	-	6	-	-	-
	Cable Connection Unit 電線接駁點	-	-	-	-	-	-	-	-	-	-	-	-	-	-	1	-	-	-
	Water Heater Remote Control 熱水爐溫度遙控	-	-	-	-	-	-	-	-	-	-	-	-	-	-	1	-	-	-
40A Isolator for Electric Water Heater 40A電熱水爐開關掣	-	-	-	-	-	-	-	-	-	-	-	-	-	-	1	-	-	-	
Bathroom 浴室	13A Single Socket Outlet 13A單位電插座	1	1	1	1	1	1	1	1	1	1	1	1	1	-	1	1	1	
	Fused Spur Unit 接線位連保險絲	2	2	2	1	2	2	2	2	2	2	1	2	2	2	-	2	2	2
	Lighting Point 燈位	3	3	3	3	3	3	3	3	3	3	3	3	3	3	-	3	3	3
	Cable Connection Unit 電線接駁點	1	1	1	1	1	1	1	1	1	1	1	1	1	1	-	1	1	1
	Water Heater Remote Control 熱水爐溫度遙控	1	1	1	1	1	1	1	1	1	1	1	1	1	1	-	1	1	1
	40A Isolator for Electric Water Heater 40A電熱水爐開關掣	-	1	1	1	1	1	1	-	1	1	1	1	1	1	-	1	1	1
Bathroom 1 浴室 1	13A Single Socket Outlet 13A單位電插座	-	-	-	-	-	-	-	-	-	-	-	-	-	-	1	-	-	-
	Fused Spur Unit 接線位連保險絲	-	-	-	-	-	-	-	-	-	-	-	-	-	-	2	-	-	-
	Lighting Point 燈位	-	-	-	-	-	-	-	-	-	-	-	-	-	-	3	-	-	-
	Cable Connection Unit 電線接駁點	-	-	-	-	-	-	-	-	-	-	-	-	-	-	1	-	-	-
	Water Heater Remote Control 熱水爐溫度遙控	-	-	-	-	-	-	-	-	-	-	-	-	-	-	1	-	-	-
Bathroom 2 浴室 2	13A Single Socket Outlet 13A單位電插座	-	-	-	-	-	-	-	-	-	-	-	-	-	-	1	-	-	-
	Fused Spur Unit 接線位連保險絲	-	-	-	-	-	-	-	-	-	-	-	-	-	-	2	-	-	-
	Lighting Point 燈位	-	-	-	-	-	-	-	-	-	-	-	-	-	-	3	-	-	-
	Cable Connection Unit 電線接駁點	-	-	-	-	-	-	-	-	-	-	-	-	-	-	1	-	-	-
	Water Heater Remote Control 熱水爐溫度遙控	-	-	-	-	-	-	-	-	-	-	-	-	-	-	1	-	-	-

Notes :

- "1, 2," as shown in the schedule above denotes the quantity of such provision(s) provided in the residential unit.
- The symbol "-" as shown in the schedule above denotes "not applicable".
- The quantity of the lighting switch(es) shown in the schedule denotes the quantity of switch faceplate(s).
- 4/F, 13/F, 14/F, 24/F & 34/F are omitted.

備註：

- 以上說明表所顯示的“1, 2,”表示提供於該住宅單位內的裝置數量。
- 上表“-”代表「不適用」。
- 說明表所顯示的燈掣數量是表示掣面板的數量。
- 不設4樓、13樓、14樓、24樓及34樓。

Schedule of Mechanical & Electrical Provisions of Residential Units
住宅單位機電裝置數量說明表

Location 位置	Description 描述	Tower 1B 第1B座																	
		3/F 3樓						5/F-12/F, 15/F-23/F, 25/F-33/F, 35/F-37/F 5樓至12樓、15樓至23樓、 25樓至33樓、35樓至37樓							38/F and Roof 38樓及 天台		38/F 38樓		
		A	B	C	D	E	F	A	B	C	D	E	F	G	A	E	F	G	
Kitchen 廚房	13A Single Socket Outlet Connected with Kitchen Appliance 13A單位電插座 (已接駁廚房設備)	6	-	-	-	-	-	6	-	-	-	-	-	-	10	-	-	-	
	13A Twin Socket Outlet 13A雙位電插座	2	-	-	-	-	-	2	-	-	-	-	-	-	2	-	-	-	
	Fused Spur Unit Connected with Kitchen Appliance 接線位連保險絲 (已接駁廚房設備)	3	-	-	-	-	-	3	-	-	-	-	-	-	4	-	-	-	
	20A Double Pole Switch Connected with Kitchen Appliance 20A雙極開關掣 (已接駁廚房設備)	1	-	-	-	-	-	1	-	-	-	-	-	-	2	-	-	-	
	Cable Connection Unit 電線接駁點	1	-	-	-	-	-	1	-	-	-	-	-	-	2	-	-	-	
	Water Heater Remote Control 熱水爐溫度遙控	1	-	-	-	-	-	1	-	-	-	-	-	-	1	-	-	-	
	Lighting Point 燈位	3	-	-	-	-	-	3	-	-	-	-	-	-	4	-	-	-	
	Door Bell 門鈴	1	-	-	-	-	-	1	-	-	-	-	-	-	1	-	-	-	
Gas Water Heater 煤氣熱水爐	1	-	-	-	-	-	1	-	-	-	-	-	-	-	-	-	-		
Open Kitchen 開放式廚房	Sprinkler Head 消防花灑頭	-	2	2	3	2	2	-	2	2	3	2	2	2	-	2	2	2	
	13A Single Socket Outlet Connected with Kitchen Appliance 13A單位電插座 (已接駁廚房設備)	-	5	3	3	3	3	-	5	3	3	3	3	3	-	3	3	3	
	13A Twin Socket Outlet 13A雙位電插座	-	1	1	1	1	1	-	1	1	1	1	1	1	-	1	1	1	
	Fused Spur Unit 接線位連保險絲	-	2	2	2	2	2	-	2	2	2	2	2	2	-	2	2	2	
	20A Double Pole Switch Connected with Kitchen Appliance 20A雙極開關掣 (已接駁廚房設備)	-	1	1	1	1	2	-	1	1	1	1	1	1	-	1	1	1	
	45A Double Pole Switch Connected with Kitchen Appliance 45A雙極開關掣 (已接駁廚房設備)	-	1	1	1	1	-	-	1	1	1	1	1	1	-	1	1	1	
	Cable Connection Unit 電線接駁點	-	2	2	2	2	2	-	2	2	2	2	2	2	-	2	2	2	
	Lighting Point 燈位	-	2	3	2	2	2	-	2	3	2	2	2	2	-	2	2	2	
Miniature Circuit Breakers Board 電力配電箱連微型斷路器	-	1	1	1	1	1	-	1	1	1	1	1	1	-	1	1	1		

Notes :

- "1, 2," as shown in the schedule above denotes the quantity of such provision(s) provided in the residential unit.
- The symbol "-" as shown in the schedule above denotes "not applicable".
- The quantity of the lighting switch(es) shown in the schedule denotes the quantity of switch faceplate(s).
- 4/F, 13/F, 14/F, 24/F & 34/F are omitted.

備註：

- 以上說明表所顯示的“1, 2,”表示提供於該住宅單位內的裝置數量。
- 上表“-”代表「不適用」。
- 說明表所顯示的燈掣數量是表示掣面板的數量。
- 不設4樓、13樓、14樓、24樓及34樓。

Schedule of Mechanical & Electrical Provisions of Residential Units
住宅單位機電裝置數量說明表

Location 位置	Description 描述	Tower 1B 第1B座																	
		3/F 3樓						5/F-12/F, 15/F-23/F, 25/F-33/F, 35/F-37/F 5樓至12樓、15樓至23樓、 25樓至33樓、35樓至37樓							38/F and Roof 38樓及 天台		38/F 38樓		
		A	B	C	D	E	F	A	B	C	D	E	F	G	A	E	F	G	
Utility Room 工作間	Switch for Indoor Air-conditioner Unit 室內空調機開關掣	1	-	-	-	-	-	1	-	-	-	-	-	-	1	-	-	-	
	13A Single Socket Outlet 13A單位電插座	1	-	-	-	-	-	1	-	-	-	-	-	-	1	-	-	-	
	Switch for Exhaust Fan 抽氣扇開關掣	-	-	-	-	-	-	-	-	-	-	-	-	-	1	-	-	-	
	Lighting Switch 燈掣	1	-	-	-	-	-	1	-	-	-	-	-	-	2	-	-	-	
	Lighting Point 燈位	1	-	-	-	-	-	1	-	-	-	-	-	-	1	-	-	-	
	Miniature Circuit Breakers Board 電力配電箱連微型斷路器	1	-	-	-	-	-	1	-	-	-	-	-	-	1	-	-	-	
Lavatory 廁所	Fused Spur Unit 接線位連保險絲	-	-	-	-	-	-	-	-	-	-	-	-	-	1	-	-	-	
	Lighting Point 燈位	-	-	-	-	-	-	-	-	-	-	-	-	-	1	-	-	-	
Store Room Under Staircase 樓梯下的儲物房	Lighting Switch 燈掣	-	-	-	-	-	-	-	-	-	-	-	-	-	1	-	-	-	
	Lighting Point 燈位	-	-	-	-	-	-	-	-	-	-	-	-	-	1	-	-	-	
Internal Staircase 內部樓梯	Lighting Switch 燈掣	-	-	-	-	-	-	-	-	-	-	-	-	-	2	-	-	-	
	Lighting Point 燈位	-	-	-	-	-	-	-	-	-	-	-	-	-	3	-	-	-	
Balcony 露台	Balcony Light 露台燈	1	1	1	1	1	1	1	1	1	1	1	1	1	1	1	1	1	
Air-Conditioning Platform 空調機平台	Isolator for Outdoor Air-Conditioner 室外空調機開關掣	2	3	2	2	2	1	2	3	2	2	2	2	2	3	2	2	2	
Roof 天台	13A Watertight Socket Outlet 13A防水電插座	-	-	-	-	-	-	-	-	-	-	-	-	-	2	-	-	-	
	Lighting Point 燈位	-	-	-	-	-	-	-	-	-	-	-	-	-	5	-	-	-	
Flat Roof 平台	13A Watertight Socket Outlet 13A防水電插座	-	-	-	-	-	-	-	-	-	-	-	-	-	2	-	-	-	
	Lighting Point 燈位	-	-	-	-	-	-	-	-	-	-	-	-	-	5	-	-	-	
Utility Platform 工作平台	Balcony Light 露台燈	1	1	-	-	1	-	1	1	-	-	1	-	-	-	1	-	-	

Notes :

- "1, 2," as shown in the schedule above denotes the quantity of such provision(s) provided in the residential unit.
- The symbol "-" as shown in the schedule above denotes "not applicable".
- The quantity of the lighting switch(es) shown in the schedule denotes the quantity of switch faceplate(s).
- 4/F, 13/F, 14/F, 24/F & 34/F are omitted.

備註：

- 以上說明表所顯示的“1, 2,”表示提供於該住宅單位內的裝置數量。
- 上表“-”代表「不適用」。
- 說明表所顯示的燈掣數量是表示掣面板的數量。
- 不設4樓、13樓、14樓、24樓及34樓。

Schedule of Mechanical & Electrical Provisions of Residential Units
住宅單位機電裝置數量說明表

Location 位置	Description 描述	Mansion A 低座A座															
		G/F 地下				1/F 1樓					2/F-3/F & 5/F (Except Flats B & C on 5/F and Roof) 2樓至3樓及5樓 (5樓及天台之B及C單位除外)					5/F and Roof 5樓及天台	
		A	B	C	D	A	B	C	D	E	A	B	C	D	E	B	C
Main Entrance 大門入口	Door Bell Push Button 門鈴按鈕	1	1	1	1	1	1	1	1	1	1	1	1	1	1	1	1
Living Room / Dining Room 客廳 / 飯廳	Switch for Indoor Air-conditioner Unit 室內空調機開關掣	2	1	2	1	2	1	2	1	1	2	1	2	1	1	1	2
	13A Twin Socket Outlet 13A雙位電插座	4	4	4	3	4	4	4	4	4	4	4	4	4	4	4	4
	TV Outlet 電視插座	2	2	2	2	2	2	2	2	2	2	2	2	2	2	2	2
	Telephone Outlet 電話插座	2	2	2	2	2	2	2	2	2	2	2	2	2	2	2	2
	Data Outlet 數據位	1	1	1	-	1	1	1	-	-	1	1	1	-	-	1	1
	Fibre Outlet 光纖位	1	1	1	1	1	1	1	1	1	1	1	1	1	1	1	1
	Lighting Switch 燈掣	7	8	7	6	7	8	7	6	7	7	8	7	6	7	8	7
	Lighting Point 燈位	4	5	5	3	4	5	5	3	4	4	5	5	3	4	5	5
	Switch for Kitchen Exhaust Fan / Water Heater 廚房抽氣扇/熱水爐開關掣	1	1	1	1	1	1	1	1	1	1	1	1	1	1	1	1
	Switch for Exhaust Fan / Thermo Ventilator / Electric Heater 抽氣扇/浴室寶/電熱水爐開關掣	2	2	1	2	2	2	1	2	2	2	2	1	2	2	2	1
	Home Camera Main Switch 家居攝錄機總開關掣	1	1	1	-	1	1	1	-	-	1	1	1	-	-	1	1
	Home Camera 家居攝錄機	1	1	1	-	1	1	1	-	-	1	1	1	-	-	1	1
	Door Bell 門鈴	1	1	1	1	1	1	1	1	1	1	1	1	1	1	1	1
	Video Door Phone 視像對講機	1	1	1	1	1	1	1	1	1	1	1	1	1	1	1	1
Security Control Station 防盜系統開關	1	1	1	1	-	-	-	-	-	-	-	-	-	-	-	-	
Glassbreak Detector 玻璃破碎探測器	1	1	1	1	-	-	-	-	-	-	-	-	-	-	-	-	
Smoke Detector 煙霧探測器	1 [#]	1 [#]	-	1 [#]	1 [#]	1 [#]	-	1 [#]	1 [#]	1 [#]	1 [#]	-	1 [#]	1 [#]	1 [#]	-	

Notes :

- "1, 2," as shown in the schedule above denotes the quantity of such provision(s) provided in the residential unit.
- The symbol "-" as shown in the schedule above denotes "not applicable".
- The quantity of the lighting switch(es) shown in the schedule denotes the quantity of switch faceplate(s).
- 4/F is omitted.
- The symbol "#" as shown in the schedule above denotes 'Fire services installation and equipment' for Open Kitchen.

備註：

- 以上說明表所顯示的“1, 2,”表示提供於該住宅單位內的裝置數量。
- 上表“-”代表「不適用」。
- 說明表所顯示的燈掣數量是表示掣面板的數量。
- 不設4樓。
- 上表“#”代表「開放式廚房消防裝置及設備」。

Schedule of Mechanical & Electrical Provisions of Residential Units
住宅單位機電裝置數量說明表

Location 位置	Description 描述	Mansion A 低座A座															
		G/F 地下				1/F 1樓					2/F-3/F & 5/F (Except Flats B & C on 5/F and Roof) 2樓至3樓及5樓 (5樓及天台之B及C單位除外)					5/F and Roof 5樓及天台	
		A	B	C	D	A	B	C	D	E	A	B	C	D	E	B	C
Master Bedroom 主人睡房	Switch for Indoor Air-conditioner Unit 室內空調機開關掣	1	1	-	1	1	1	-	1	1	1	1	-	1	1	1	-
	13A Twin Socket Outlet 13A雙位電插座	2	2	-	1	2	2	-	1	1	2	2	-	1	1	2	-
	13A Twin Socket Outlet with USB 13A雙位電插座連USB	1	1	-	1	1	1	-	1	1	1	1	-	1	1	1	-
	TV Outlet 電視插座	1	1	-	1	1	1	-	1	1	1	1	-	1	1	1	-
	Telephone Outlet 電話插座	1	1	-	1	1	1	-	1	1	1	1	-	1	1	1	-
	Lighting Switch 燈掣	1	1	-	2	1	1	-	2	2	1	1	-	2	2	1	-
	Lighting Point 燈位	1	2	-	1	1	2	-	1	1	1	2	-	1	1	2	-
	Glassbreak Detector 玻璃破碎探測器	1	1	-	1	-	-	-	-	-	-	-	-	-	-	-	-
Master Ensuite 主人套房	Switch for Indoor Air-conditioner Unit 室內空調機開關掣	-	-	1	-	-	-	1	-	-	-	-	1	-	-	-	1
	13A Twin Socket Outlet 13A雙位電插座	-	-	2	-	-	-	2	-	-	-	-	2	-	-	-	2
	13A Twin Socket Outlet with USB 13A雙位電插座連USB	-	-	1	-	-	-	1	-	-	-	-	1	-	-	-	1
	TV Outlet 電視插座	-	-	1	-	-	-	1	-	-	-	-	1	-	-	-	1
	Telephone Outlet 電話插座	-	-	1	-	-	-	1	-	-	-	-	1	-	-	-	1
	Lighting Switch 燈掣	-	-	2	-	-	-	2	-	-	-	-	2	-	-	-	2
	Lighting Point 燈位	-	-	1	-	-	-	1	-	-	-	-	1	-	-	-	1
	Switch for Exhaust Fan / Thermo Ventilator / Electric Heater 抽氣扇/浴室寶/電熱水爐開關掣	-	-	2	-	-	-	2	-	-	-	-	2	-	-	-	2
Glassbreak Detector 玻璃破碎探測器	-	-	1	-	-	-	-	-	-	-	-	-	-	-	-	-	
Bedroom 睡房	Switch for Indoor Air-conditioner Unit 室內空調機開關掣	-	-	-	-	-	-	-	1	1	-	-	-	1	1	-	-
	13A Twin Socket Outlet 13A雙位電插座	-	-	-	-	-	-	-	2	2	-	-	-	2	2	-	-
	13A Twin Socket Outlet with USB 13A雙位電插座連USB	-	-	-	-	-	-	-	-	-	-	-	-	-	-	-	-
	TV Outlet 電視插座	-	-	-	-	-	-	-	1	1	-	-	-	1	1	-	-
	Telephone Outlet 電話插座	-	-	-	-	-	-	-	1	1	-	-	-	1	1	-	-
	Lighting Switch 燈掣	-	-	-	-	-	-	-	1	1	-	-	-	1	1	-	-
	Lighting Point 燈位	-	-	-	-	-	-	-	1	1	-	-	-	1	1	-	-

Notes :

- "1, 2," as shown in the schedule above denotes the quantity of such provision(s) provided in the residential unit.
- The symbol "-" as shown in the schedule above denotes "not applicable".
- The quantity of the lighting switch(es) shown in the schedule denotes the quantity of switch faceplate(s).
- 4/F is omitted.

備註：

- 以上說明表所顯示的“1, 2,”表示提供於該住宅單位內的裝置數量。
- 上表“-”代表「不適用」。
- 說明表所顯示的燈掣數量是表示掣面板的數量。
- 不設4樓。

Schedule of Mechanical & Electrical Provisions of Residential Units

住宅單位機電裝置數量說明表

Location 位置	Description 描述	Mansion A 低座A座															
		G/F 地下				1/F 1樓					2/F-3/F & 5/F (Except Flats B & C on 5/F and Roof) 2樓至3樓及5樓 (5樓及天台之B及C單位除外)					5/F and Roof 5樓及天台	
		A	B	C	D	A	B	C	D	E	A	B	C	D	E	B	C
Bedroom 1 睡房 1	Switch for Indoor Air-conditioner Unit 室內空調機開關掣	1	1	1	-	1	1	1	-	-	1	1	1	-	-	1	1
	13A Twin Socket Outlet 13A雙位電插座	2	2	2	-	2	2	2	-	-	2	2	2	-	-	2	2
	TV Outlet 電視插座	1	1	1	-	1	1	1	-	-	1	1	1	-	-	1	1
	Telephone Outlet 電話插座	1	1	1	-	1	1	1	-	-	1	1	1	-	-	1	1
	Lighting Switch 燈掣	1	1	1	-	1	1	1	-	-	1	1	1	-	-	1	1
	Lighting Point 燈位	2	1	2	-	2	1	2	-	-	2	1	2	-	-	1	2
	Glassbreak Detector 玻璃破碎探測器	1	1	1	-	-	-	-	-	-	-	-	-	-	-	-	-
Bedroom 2 睡房 2	Switch for Indoor Air-conditioner Unit 室內空調機開關掣	1	1	1	-	1	1	1	-	-	1	1	1	-	-	1	1
	13A Twin Socket Outlet 13A雙位電插座	2	2	2	-	2	2	2	-	-	2	2	2	-	-	2	2
	TV Outlet 電視插座	1	1	1	-	1	1	1	-	-	1	1	1	-	-	1	1
	Telephone Outlet 電話插座	1	1	1	-	1	1	1	-	-	1	1	1	-	-	1	1
	Lighting Switch 燈掣	1	1	1	-	1	1	1	-	-	1	1	1	-	-	1	1
	Lighting Point 燈位	1	1	1	-	1	1	1	-	-	1	1	1	-	-	1	1
	Glassbreak Detector 玻璃破碎探測器	1	1	1	-	-	-	-	-	-	-	-	-	-	-	-	-
Master Bathroom 主人浴室	13A Single Socket Outlet 13A單位電插座	-	-	1	-	-	-	1	-	-	-	-	1	-	-	-	1
	Fused Spur Unit 接線位連保險絲	-	-	2	-	-	-	2	-	-	-	-	2	-	-	-	2
	Lighting Point 燈位	-	-	3	-	-	-	3	-	-	-	-	3	-	-	-	3
	Cable Connection Unit 電線接駁點	-	-	1	-	-	-	1	-	-	-	-	1	-	-	-	1
	Water Heater Remote Control 熱水爐溫度遙控	-	-	1	-	-	-	1	-	-	-	-	1	-	-	-	1
	40A Isolator for Electric Water Heater 40A電熱水爐開關掣	-	-	1	-	-	-	1	-	-	-	-	1	-	-	-	1

Notes :

- "1, 2," as shown in the schedule above denotes the quantity of such provision(s) provided in the residential unit.
- The symbol "-" as shown in the schedule above denotes "not applicable".
- The quantity of the lighting switch(es) shown in the schedule denotes the quantity of switch faceplate(s).
- 4/F is omitted.

備註：

- 以上說明表所顯示的“1, 2,”表示提供於該住宅單位內的裝置數量。
- 上表“-”代表「不適用」。
- 說明表所顯示的燈掣數量是表示掣面板的數量。
- 不設4樓。

Schedule of Mechanical & Electrical Provisions of Residential Units

住宅單位機電裝置數量說明表

Location 位置	Description 描述	Mansion A 低座A座															
		G/F 地下				1/F 1樓					2/F-3/F & 5/F (Except Flats B & C on 5/F and Roof) 2樓至3樓及5樓 (5樓及天台之B及C單位除外)					5/F and Roof 5樓及天台	
		A	B	C	D	A	B	C	D	E	A	B	C	D	E	B	C
Bathroom 浴室	13A Single Socket Outlet 13A單位電插座	1	1	1	1	1	1	1	1	1	1	1	1	1	1	1	1
	Fused Spur Unit 接線位連保險絲	1	2	1	1	1	2	1	1	2	1	2	1	1	2	2	1
	Lighting Point 燈位	3	3	3	3	3	3	3	3	3	3	3	3	3	3	3	3
	Cable Connection Unit 電線接駁點	1	1	1	1	1	1	1	1	1	1	1	1	1	1	1	1
	Water Heater Remote Control 熱水爐溫度遙控	1	1	1	1	1	1	1	1	1	1	1	1	1	1	1	1
	40A Isolator for Electric Water Heater 40A電熱水爐開關掣	1	1	-	1	1	1	-	1	1	1	1	1	-	1	1	-
Lavatory 廁所	Fused Spur Unit 接線位連保險絲	-	-	1	-	-	-	1	-	-	-	-	1	-	-	-	1
	Lighting Point 燈位	-	-	1	-	-	-	1	-	-	-	-	1	-	-	-	1
Kitchen 廚房	13A Single Socket Outlet Connected with Kitchen Appliance 13A單位電插座 (已接駁廚房設備)	-	-	6	-	-	-	6	-	-	-	-	6	-	-	-	7
	13A Twin Socket Outlet 13A雙位電插座	-	-	2	-	-	-	2	-	-	-	-	2	-	-	-	2
	Fused Spur Unit Connected with Kitchen Appliance 接線位連保險絲 (已接駁廚房設備)	-	-	4	-	-	-	3	-	-	-	-	3	-	-	-	3
	20A Double Pole Switch Connected with Kitchen Appliance 20A雙極開關掣 (已接駁廚房設備)	-	-	1	-	-	-	1	-	-	-	-	1	-	-	-	1
	Cable Connection Unit 電線接駁點	-	-	1	-	-	-	1	-	-	-	-	1	-	-	-	1
	Water Heater Remote Control 熱水爐溫度遙控	-	-	1	-	-	-	1	-	-	-	-	1	-	-	-	1
	Lighting Point 燈位	-	-	3	-	-	-	3	-	-	-	-	3	-	-	-	3
	Door Bell 門鈴	-	-	1	-	-	-	1	-	-	-	-	1	-	-	-	1
	Security Panel 防盜系統控制箱	-	-	1	-	-	-	1	-	-	-	-	1	-	-	-	1
	Glassbreak Detector 玻璃破碎探測器	-	-	1	-	-	-	-	-	-	-	-	-	-	-	-	-
Gas Water Heater 煤氣熱水爐	-	-	1	-	-	-	1	-	-	-	-	1	-	-	-	1	

Notes :

- "1, 2," as shown in the schedule above denotes the quantity of such provision(s) provided in the residential unit.
- The symbol "-" as shown in the schedule above denotes "not applicable".
- The quantity of the lighting switch(es) shown in the schedule denotes the quantity of switch faceplate(s).
- 4/F is omitted.

備註：

- 以上說明表所顯示的“1, 2,”表示提供於該住宅單位內的裝置數量。
- 上表“-”代表「不適用」。
- 說明表所顯示的燈掣數量是表示掣面板的數量。
- 不設4樓。

23 FITTINGS, FINISHES AND APPLIANCES

裝置、裝修物料及設備

Schedule of Mechanical & Electrical Provisions of Residential Units
住宅單位機電裝置數量說明表

Location 位置	Description 描述	Mansion A 低座A座															
		G/F 地下				1/F 1樓					2/F-3/F & 5/F (Except Flats B & C on 5/F and Roof) 2樓至3樓及5樓 (5樓及天台之B及C單位除外)					5/F and Roof 5樓及天台	
		A	B	C	D	A	B	C	D	E	A	B	C	D	E	B	C
Open Kitchen 開放式廚房	Sprinkler Head 消防花灑頭	2	2	-	2	2	2	-	2	2	2	2	-	2	2	2	-
	13A Single Socket Outlet Connected with Kitchen Appliance 13A單位電插座 (已接駁廚房設備)	4	4	-	3	4	4	-	3	3	4	4	-	3	3	4	-
	13A Twin Socket Outlet 13A雙位電插座	1	1	-	1	1	1	-	1	1	1	1	-	1	1	1	-
	Fused Spur Unit 接線位連保險絲	3	3	-	3	2	2	-	2	2	2	2	-	2	2	2	-
	20A Double Pole Switch Connected with Kitchen Appliance 20A雙極開關掣 (已接駁廚房設備)	1	1	-	1	1	1	-	1	1	1	1	-	1	1	1	-
	Cable Connection Unit 電線接駁點	2	2	-	2	2	2	-	2	2	2	2	-	2	2	2	-
	Lighting Point 燈位	2	2	-	2	2	2	-	2	2	2	2	-	2	2	2	-
	45A Connection Unit & Double Pole Switch 45A接線位及雙極開關掣	1	1	-	1	1	1	-	1	1	1	1	-	1	1	1	-
	Miniature Circuit Breakers Board 電力配電箱連微型斷路器	1	1	-	1	1	1	-	1	1	1	1	-	1	1	1	-
Utility Room 工作間	Switch for Indoor Air-conditioner Unit 室內空調機開關掣	-	-	1	-	-	-	1	-	-	-	-	1	-	-	-	-
	13A Single Socket Outlet 13A單位電插座	-	-	1	-	-	-	1	-	-	-	-	1	-	-	-	-
	Switch for Exhaust Fan 抽氣扇開關掣	-	-	1	-	-	-	1	-	-	-	-	1	-	-	-	-
	Lighting Switch 燈掣	-	-	2	-	-	-	2	-	-	-	-	2	-	-	-	-
	Lighting Point 燈位	-	-	1	-	-	-	1	-	-	-	-	1	-	-	-	-
	Miniature Circuit Breakers Board 電力配電箱連微型斷路器	-	-	1	-	-	-	1	-	-	-	-	1	-	-	-	-
Balcony 露台	Balcony Light 露台燈	-	-	-	-	1	1	1	1	1	1	1	1	1	1	1	1
Air-Conditioning Platform 空調機平台	Isolator for Outdoor Air-Conditioner 室外空調機開關掣	3	3	3	1	3	3	3	2	2	3	3	3	2	2	-	-
Roof 天台	13A Watertight Socket Outlet 13A防水電插座	-	-	-	-	-	-	-	-	-	-	-	-	-	-	1	1
	Weatherproof Lighting Switch 防水燈掣	-	-	-	-	-	-	-	-	-	-	-	-	-	-	1	1
	Lighting Point 燈位	-	-	-	-	-	-	-	-	-	-	-	-	-	-	9	11
Utility Platform 工作平台	Balcony Light 露台燈	-	-	-	-	-	-	-	1	1	-	-	-	1	1	-	-
Garden 花園	13A Watertight Socket Outlet 13A防水電插座	1	1	1	1	-	-	-	-	-	-	-	-	-	-	-	-
	Garden Light 花園燈	4	1	1	1	-	-	-	-	-	-	-	-	-	-	-	-

Notes :

- "1, 2," as shown in the schedule above denotes the quantity of such provision(s) provided in the residential unit.
- The symbol "-" as shown in the schedule above denotes "not applicable".
- The quantity of the lighting switch(es) shown in the schedule denotes the quantity of switch faceplate(s).
- 4/F is omitted.

備註：

- 以上說明表所顯示的“1, 2,”表示提供於該住宅單位內的裝置數量。
- 上表“-”代表「不適用」。
- 說明表所顯示的燈掣數量是表示掣面板的數量。
- 不設4樓。

Schedule of Mechanical & Electrical Provisions of Residential Units

住宅單位機電裝置數量說明表

Location 位置	Description 描述	Mansion B 低座B座														
		G/F 地下			1/F 1樓					2/F-3/F & 5/F-6/F (Except Flats A & B on 6/F and Roof) 2樓至3樓及5樓至6樓 (6樓及天台之A及B單位除外)					6/F and Roof 6樓及天台	
		A	B	C	A	B	C	D	E	A	B	C	D	E	A	B
Main Entrance 大門入口	Door Bell Push Button 門鈴按鈕	1	1	1	1	1	1	1	1	1	1	1	1	1	1	1
Living Room / Dining Room 客廳 / 飯廳	Switch for Indoor Air-conditioner Unit 室內空調機開關掣	2	1	1	2	1	1	1	1	2	1	1	1	1	2	1
	13A Twin Socket Outlet 13A雙位電插座	4	4	4	4	4	3	3	4	4	4	3	3	4	4	4
	TV Outlet 電視插座	2	2	2	2	2	2	2	2	2	2	2	2	2	2	2
	Telephone Outlet 電話插座	2	2	2	2	2	2	2	2	2	2	2	2	2	2	2
	Data Outlet 數據位	1	-	1	1	-	-	-	-	1	-	-	-	-	1	-
	Fibre Outlet 光纖位	1	1	1	1	1	1	1	1	1	1	1	1	1	1	1
	Lighting Switch 燈掣	7	6	7	7	6	4	4	6	7	6	4	4	6	7	6
	Lighting Point 燈位	4	3	4	4	3	2	2	3	4	3	2	2	3	4	3
	Switch for Kitchen Exhaust Fan / Water Heater 廚房抽氣扇/熱水爐開關掣	1	1	1	1	1	1	1	1	1	1	1	1	1	1	1
	Switch for Exhaust Fan / Thermo Ventilator / Electric Heater 抽氣扇/浴室寶/電熱水爐開關掣	1	2	1	1	2	-	-	2	1	2	-	-	2	1	2
	Home Camera Main Switch 家居攝錄機總開關掣	1	-	1	1	-	-	-	-	1	-	-	-	-	1	-
	Home Camera 家居攝錄機	1	-	1	1	-	-	-	-	1	-	-	-	-	1	-
	Door Bell 門鈴	-	1	-	-	1	1	1	1	-	1	1	1	1	-	1
	Video Door Phone 視像對講機	1	1	1	1	1	1	1	1	1	1	1	1	1	1	1
	Security Panel 防盜系統控制箱	-	1	-	-	-	-	-	-	-	-	-	-	-	-	-
	Security Control Station 防盜系統開關	1	1	1	-	-	-	-	-	-	-	-	-	-	-	-
	Glassbreak Detector 玻璃破碎探測器	1	1	1	-	-	-	-	-	-	-	-	-	-	-	-
Smoke Detector 煙霧探測器	-	1 [#]	-	-	1 [#]	1 [#]	1 [#]	1 [#]	1 [#]	1 [#]	1 [#]	-	1 [#]	1 [#]	1 [#]	
Private Lobby 私人大堂	13A Single Socket Outlet 13A單位電插座	-	-	3	-	-	-	-	-	-	-	-	-	-	-	
	Cable Connection Unit 電線接駁點	-	-	1	-	-	-	-	-	-	-	-	-	-	-	
	Lighting Point 燈位	-	-	1	-	-	-	-	-	-	-	-	-	-	-	

Notes :

- "1, 2," as shown in the schedule above denotes the quantity of such provision(s) provided in the residential unit.
- The symbol "-" as shown in the schedule above denotes "not applicable".
- The quantity of the lighting switch(es) shown in the schedule denotes the quantity of switch faceplate(s).
- 4/F is omitted.
- The symbol "#" as shown in the schedule above denotes 'Fire services installation and equipment' for Open Kitchen.

備註：

- 以上說明表所顯示的“1, 2,”表示提供於該住宅單位內的裝置數量。
- 上表“-”代表「不適用」。
- 說明表所顯示的燈掣數量是表示掣面板的數量。
- 不設4樓。
- 上表“#”代表「開放式廚房消防裝置及設備」。

Schedule of Mechanical & Electrical Provisions of Residential Units
住宅單位機電裝置數量說明表

Location 位置	Description 描述	Mansion B 低座B座														
		G/F 地下			1/F 1樓					2/F-3/F & 5/F-6/F (Except Flats A & B on 6/F and Roof) 2樓至3樓及5樓至6樓 (6樓及天台之A及B單位除外)					6/F and Roof 6樓及天台	
		A	B	C	A	B	C	D	E	A	B	C	D	E	A	B
Master Bedroom 主人睡房	Switch for Indoor Air-conditioner Unit 室內空調機開關掣	-	1	1	-	1	-	-	1	-	1	-	-	1	-	1
	13A Twin Socket Outlet 13A雙位電插座	-	1	1	-	1	-	-	1	-	1	-	-	1	-	1
	13A Twin Socket Outlet with USB 13A雙位電插座連USB	-	1	1	-	1	-	-	1	-	1	-	-	1	-	1
	TV Outlet 電視插座	-	1	1	-	1	-	-	1	-	1	-	-	1	-	1
	Telephone Outlet 電話插座	-	1	1	-	1	-	-	1	-	1	-	-	1	-	1
	Lighting Switch 燈掣	-	1	3	-	1	-	-	2	-	1	-	-	2	-	1
	Lighting Point 燈位	-	1	2	-	1	-	-	1	-	1	-	-	1	-	1
	Switch for Exhaust Fan / Thermo Ventilator / Electric Heater 抽氣扇/浴室寶/電熱水爐開關掣	-	-	2	-	-	-	-	-	-	-	-	-	-	-	-
	Glassbreak Detector 玻璃破碎探測器	-	1	1	-	1	-	-	-	-	1	-	-	-	-	1
Master Ensuite 主人套房	Switch for Indoor Air-conditioner Unit 室內空調機開關掣	1	-	-	1	-	-	-	-	1	-	-	-	-	1	-
	13A Twin Socket Outlet 13A雙位電插座	2	-	-	2	-	-	-	-	2	-	-	-	-	2	-
	13A Twin Socket Outlet with USB 13A雙位電插座連USB	1	-	-	1	-	-	-	-	1	-	-	-	-	1	-
	TV Outlet 電視插座	1	-	-	1	-	-	-	-	1	-	-	-	-	1	-
	Telephone Outlet 電話插座	1	-	-	1	-	-	-	-	1	-	-	-	-	1	-
	Lighting Switch 燈掣	2	-	-	2	-	-	-	-	2	-	-	-	-	2	-
	Lighting Point 燈位	1	-	-	1	-	-	-	-	1	-	-	-	-	1	-
	Switch for Exhaust Fan / Thermo Ventilator / Electric Heater 抽氣扇/浴室寶/電熱水爐開關掣	2	-	-	2	-	-	-	-	2	-	-	-	-	2	-
	Glassbreak Detector 玻璃破碎探測器	1	-	-	-	-	-	-	-	-	-	-	-	-	-	-

Notes :

- "1, 2," as shown in the schedule above denotes the quantity of such provision(s) provided in the residential unit.
- The symbol "-" as shown in the schedule above denotes "not applicable".
- The quantity of the lighting switch(es) shown in the schedule denotes the quantity of switch faceplate(s).
- 4/F is omitted.

備註：

- 以上說明表所顯示的“1, 2,”表示提供於該住宅單位內的裝置數量。
- 上表“-”代表「不適用」。
- 說明表所顯示的燈掣數量是表示掣面板的數量。
- 不設4樓。

Schedule of Mechanical & Electrical Provisions of Residential Units

住宅單位機電裝置數量說明表

Location 位置	Description 描述	Mansion B 低座B座														
		G/F 地下			1/F 1樓					2/F-3/F & 5/F-6/F (Except Flats A & B on 6/F and Roof) 2樓至3樓及5樓至6樓 (6樓及天台之A及B單位除外)					6/F and Roof 6樓及天台	
		A	B	C	A	B	C	D	E	A	B	C	D	E	A	B
Bedroom 睡房	Switch for Indoor Air-conditioner Unit 室內空調機開關掣	-	1	1	-	1	1	1	1	-	1	1	1	1	-	1
	13A Twin Socket Outlet 13A雙位電插座	-	2	2	-	2	1	1	2	-	2	1	1	2	-	2
	13A Twin Socket Outlet with USB 13A雙位電插座連USB	-	-	-	-	-	1	1	-	-	-	1	1	-	-	-
	TV Outlet 電視插座	-	1	1	-	1	1	1	1	-	1	1	1	1	-	1
	Telephone Outlet 電話插座	-	1	1	-	1	1	1	1	-	1	1	1	1	-	1
	Lighting Switch 燈掣	-	1	1	-	1	2	2	1	-	1	2	2	1	-	1
	Lighting Point 燈位	-	1	1	-	1	1	1	1	-	1	1	1	1	-	1
	Switch for Exhaust Fan / Thermo Ventilator / Electric Heater 抽氣扇/浴室寶/電熱水爐開關掣	-	-	-	-	-	2	2	-	-	-	2	2	-	-	-
	Glassbreak Detector 玻璃破碎探測器	-	1	1	-	-	-	-	-	-	-	-	-	-	-	-
Bedroom 1 睡房 1	Switch for Indoor Air-conditioner Unit 室內空調機開關掣	1	-	-	1	-	-	-	-	1	-	-	-	-	1	-
	13A Twin Socket Outlet 13A雙位電插座	2	-	-	2	-	-	-	-	2	-	-	-	-	2	-
	TV Outlet 電視插座	1	-	-	1	-	-	-	-	1	-	-	-	-	1	-
	Telephone Outlet 電話插座	1	-	-	1	-	-	-	-	1	-	-	-	-	1	-
	Lighting Switch 燈掣	1	-	-	1	-	-	-	-	1	-	-	-	-	1	-
	Lighting Point 燈位	1	-	-	1	-	-	-	-	1	-	-	-	-	1	-
Bedroom 2 睡房 2	Switch for Indoor Air-conditioner Unit 室內空調機開關掣	1	-	-	1	-	-	-	-	1	-	-	-	-	1	-
	13A Twin Socket Outlet 13A雙位電插座	2	-	-	2	-	-	-	-	2	-	-	-	-	2	-
	TV Outlet 電視插座	1	-	-	1	-	-	-	-	1	-	-	-	-	1	-
	Telephone Outlet 電話插座	1	-	-	1	-	-	-	-	1	-	-	-	-	1	-
	Lighting Switch 燈掣	1	-	-	1	-	-	-	-	1	-	-	-	-	1	-
	Lighting Point 燈位	1	-	-	1	-	-	-	-	1	-	-	-	-	1	-
	Glassbreak Detector 玻璃破碎探測器	1	-	-	-	-	-	-	-	-	-	-	-	-	-	-

Notes :

- "1, 2," as shown in the schedule above denotes the quantity of such provision(s) provided in the residential unit.
- The symbol "-" as shown in the schedule above denotes "not applicable".
- The quantity of the lighting switch(es) shown in the schedule denotes the quantity of switch faceplate(s).
- 4/F is omitted.

備註：

- 以上說明表所顯示的“1, 2,”表示提供於該住宅單位內的裝置數量。
- 上表“-”代表「不適用」。
- 說明表所顯示的燈掣數量是表示掣面板的數量。
- 不設4樓。

Schedule of Mechanical & Electrical Provisions of Residential Units
住宅單位機電裝置數量說明表

Location 位置	Description 描述	Mansion B 低座B座														
		G/F 地下			1/F 1樓					2/F-3/F & 5/F-6/F (Except Flats A & B on 6/F and Roof) 2樓至3樓及5樓至6樓 (6樓及天台之A及B單位除外)					6/F and Roof 6樓及天台	
		A	B	C	A	B	C	D	E	A	B	C	D	E	A	B
Master Bathroom 主人浴室	13A Single Socket Outlet 13A單位電插座	1	-	-	1	-	-	-	-	1	-	-	-	-	1	-
	Fused Spur Unit 接線位連保險絲	2	-	-	2	-	-	-	-	2	-	-	-	-	2	-
	Lighting Point 燈位	3	-	-	3	-	-	-	-	3	-	-	-	-	3	-
	Cable Connection Unit 電線接駁點	1	-	-	1	-	-	-	-	1	-	-	-	-	1	-
	Water Heater Remote Control 熱水爐溫度遙控	1	-	-	1	-	-	-	-	1	-	-	-	-	1	-
	40A Isolator for Electric Water Heater 40A電熱水爐開關掣	1	-	-	1	-	-	-	-	1	-	-	-	-	-	-
Bathroom 浴室	13A Single Socket Outlet 13A單位電插座	1	1	-	1	1	1	1	1	1	1	1	1	1	1	1
	Fused Spur Unit 接線位連保險絲	1	2	-	1	2	1	1	2	1	2	1	1	2	1	2
	Lighting Point 燈位	3	3	-	3	3	3	3	3	3	3	3	3	3	3	3
	Cable Connection Unit 電線接駁點	1	1	-	1	1	1	1	1	1	1	1	1	1	1	1
	Water Heater Remote Control 熱水爐溫度遙控	1	1	-	1	1	1	1	1	1	1	1	1	1	1	1
	40A Isolator for Electric Water Heater 40A電熱水爐開關掣	-	1	-	-	1	1	1	1	-	1	1	1	1	-	1
Bathroom 1 浴室 1	13A Single Socket Outlet 13A單位電插座	-	-	1	-	-	-	-	-	-	-	-	-	-	-	-
	Fused Spur Unit 接線位連保險絲	-	-	2	-	-	-	-	-	-	-	-	-	-	-	-
	Lighting Point 燈位	-	-	3	-	-	-	-	-	-	-	-	-	-	-	-
	Cable Connection Unit 電線接駁點	-	-	1	-	-	-	-	-	-	-	-	-	-	-	-
	Water Heater Remote Control 熱水爐溫度遙控	-	-	1	-	-	-	-	-	-	-	-	-	-	-	-
Bathroom 2 浴室 2	13A Single Socket Outlet 13A單位電插座	-	-	1	-	-	-	-	-	-	-	-	-	-	-	-
	Fused Spur Unit 接線位連保險絲	-	-	2	-	-	-	-	-	-	-	-	-	-	-	-
	Lighting Point 燈位	-	-	3	-	-	-	-	-	-	-	-	-	-	-	-
	Cable Connection Unit 電線接駁點	-	-	1	-	-	-	-	-	-	-	-	-	-	-	-
	Water Heater Remote Control 熱水爐溫度遙控	-	-	1	-	-	-	-	-	-	-	-	-	-	-	-
40A Isolator for Electric Water Heater 40A電熱水爐開關掣	-	-	1	-	-	-	-	-	-	-	-	-	-	-	-	

Notes :

- "1, 2," as shown in the schedule above denotes the quantity of such provision(s) provided in the residential unit.
- The symbol "-" as shown in the schedule above denotes "not applicable".
- The quantity of the lighting switch(es) shown in the schedule denotes the quantity of switch faceplate(s).
- 4/F is omitted.

備註：

- 以上說明表所顯示的“1, 2,”表示提供於該住宅單位內的裝置數量。
- 上表“-”代表「不適用」。
- 說明表所顯示的燈掣數量是表示掣面板的數量。
- 不設4樓。

Schedule of Mechanical & Electrical Provisions of Residential Units
住宅單位機電裝置數量說明表

Location 位置	Description 描述	Mansion B 低座B座														
		G/F 地下			1/F 1樓					2/F-3/F & 5/F-6/F (Except Flats A & B on 6/F and Roof) 2樓至3樓及5樓至6樓 (6樓及天台之A及B單位除外)					6/F and Roof 6樓及天台	
		A	B	C	A	B	C	D	E	A	B	C	D	E	A	B
Kitchen 廚房	13A Single Socket Outlet Connected with Kitchen Appliance 13A單位電插座 (已接駁廚房設備)	6	-	5	6	-	-	-	-	6	-	-	-	-	6	-
	13A Twin Socket Outlet 13A雙位電插座	2	-	2	2	-	-	-	-	2	-	-	-	-	2	-
	Fused Spur Unit Connected with Kitchen Appliance 接線位連保險絲 (已接駁廚房設備)	4	-	4	3	-	-	-	-	3	-	-	-	-	3	-
	20A Double Pole Switch Connected with Kitchen Appliance 20A雙極開關掣 (已接駁廚房設備)	1	-	1	1	-	-	-	-	1	-	-	-	-	1	-
	Cable Connection Unit 電線接駁點	1	-	1	1	-	-	-	-	1	-	-	-	-	1	-
	Water Heater Remote Control 熱水爐溫度遙控	1	-	1	1	-	-	-	-	1	-	-	-	-	1	-
	Lighting Point 燈位	3	-	3	3	-	-	-	-	3	-	-	-	-	3	-
	Door Bell 門鈴	1	-	1	1	-	-	-	-	1	-	-	-	-	1	-
	Security Panel 防盜系統控制箱	1	-	1	1	-	-	-	-	1	-	-	-	-	1	-
	Miniature Circuit Breakers Board 電力配電箱連微型斷路器	1	-	1	-	-	-	-	-	1	-	-	-	-	1	-
	Glassbreak Detector 玻璃破碎探測器	1	-	1	1	-	-	-	-	1	-	-	-	-	1	-
Gas Water Heater 煤氣熱水爐	1	-	1	1	-	-	-	-	1	-	-	-	-	1	-	
Open Kitchen 開放式廚房	Sprinkler Head 消防花灑頭	-	2	-	-	2	2	2	2	-	2	2	2	2	-	2
	13A Single Socket Outlet Connected with Kitchen Appliance 13A單位電插座 (已接駁廚房設備)	-	3	-	-	3	3	3	3	-	3	3	3	3	-	3
	13A Twin Socket Outlet 13A雙位電插座	-	1	-	-	1	1	1	1	-	1	1	1	1	-	1
	Fused Spur Unit 接線位連保險絲	-	3	-	-	2	2	2	2	-	2	2	2	2	-	2
	20A Double Pole Switch Connected with Kitchen Appliance 20A雙極開關掣 (已接駁廚房設備)	-	1	-	-	1	2	2	1	-	1	2	2	1	-	1
	Cable Connection Unit 電線接駁點	-	2	-	-	2	2	2	2	-	2	2	2	2	-	2
	Lighting Point 燈位	-	2	-	-	2	2	2	2	-	2	2	2	2	-	2
	45A Connection Unit & Double Pole Switch 45A接線位及雙極開關掣	-	1	-	-	1	-	-	1	-	1	-	-	1	-	1
Miniature Circuit Breakers Board 電力配電箱連微型斷路器	-	1	-	-	1	1	1	1	-	1	1	1	1	-	1	

Notes :

- "1, 2," as shown in the schedule above denotes the quantity of such provision(s) provided in the residential unit.
- The symbol "-" as shown in the schedule above denotes "not applicable".
- The quantity of the lighting switch(es) shown in the schedule denotes the quantity of switch faceplate(s).
- 4/F is omitted.

備註 :

- 以上說明表所顯示的“1, 2,”表示提供於該住宅單位內的裝置數量。
- 上表“-”代表「不適用」。
- 說明表所顯示的燈掣數量是表示掣面板的數量。
- 不設4樓。

Schedule of Mechanical & Electrical Provisions of Residential Units

住宅單位機電裝置數量說明表

Location 位置	Description 描述	Mansion B 低座B座														
		G/F 地下			1/F 1樓					2/F-3/F & 5/F-6/F (Except Flats A & B on 6/F and Roof) 2樓至3樓及5樓至6樓 (6樓及天台之A及B單位除外)					6/F and Roof 6樓及天台	
		A	B	C	A	B	C	D	E	A	B	C	D	E	A	B
Utility Room 工作間	Switch for Indoor Air-conditioner Unit 室內空調機開關掣	-	-	1	-	-	-	-	-	-	-	-	-	-	-	-
	13A Twin Socket Outlet 13A雙位電插座	-	-	1	-	-	-	-	-	-	-	-	-	-	-	-
	Lighting Switch 燈掣	-	-	1	-	-	-	-	-	-	-	-	-	-	-	-
	Lighting Point 燈位	-	-	1	-	-	-	-	-	-	-	-	-	-	-	-
	Miniature Circuit Breakers Board 電力配電箱連微型斷路器	-	-	1	-	-	-	-	-	-	-	-	-	-	-	-
	Glassbreak Detector 玻璃破碎探測	-	-	1	-	-	-	-	-	-	-	-	-	-	-	-
Balcony 露台	Balcony Light 露台燈	-	-	-	1	1	1	1	1	1	1	1	1	1	1	1
Air-Conditioning Platform 空調機平台	Isolator for Outdoor Air-Conditioner 室外空調機開關掣	3	3	2	3	2	1	1	2	3	2	1	1	2	-	-
Roof 天台	13A Watertight Socket Outlet 13A防水電插座	-	-	-	-	-	-	-	-	-	-	-	-	-	1	1
	Weatherproof Lighting Switch 防水燈掣	-	-	-	-	-	-	-	-	-	-	-	-	-	1	1
	Lighting Point 燈位	-	-	-	-	-	-	-	-	-	-	-	-	-	4	7
Utility Platform 工作平台	Balcony Light 露台燈	-	-	-	-	-	-	-	1	-	-	-	-	1	-	-
Garden 花園	13A Watertight Socket Outlet 13A防水電插座	1	1	1	-	-	-	-	-	-	-	-	-	-	-	-
	Garden Light 花園燈	4	1	4	-	-	-	-	-	-	-	-	-	-	-	-

Notes :

- "1, 2," as shown in the schedule above denotes the quantity of such provision(s) provided in the residential unit.
- The symbol "-" as shown in the schedule above denotes "not applicable".
- The quantity of the lighting switch(es) shown in the schedule denotes the quantity of switch faceplate(s).
- 4/F is omitted.

備註：

- 以上說明表所顯示的“1, 2,”表示提供於該住宅單位內的裝置數量。
- 上表“-”代表「不適用」。
- 說明表所顯示的燈掣數量是表示掣面板的數量。
- 不設4樓。

Schedule of Mechanical & Electrical Provisions of Residential Units
住宅單位機電裝置數量說明表

Location 位置	Description 描述	Mansion C 低座C座																	
		G/F 地下				1/F 1樓						2/F-3/F & 5/F (Except Flats B & C on 5/F and Roof) 2樓至3樓及5樓 (5樓及天台之B及C單位除外)						5/F and Roof 5樓及天台	
		A	B	C	D	A	B	C	D	E	F	A	B	C	D	E	F	B	C
Main Entrance 大門入口	Door Bell Push Button 門鈴按鈕	1	1	1	1	1	1	1	1	1	1	1	1	1	1	1	1	1	1
Living Room / Dining Room 客廳 / 飯廳	Switch for Indoor Air-conditioner Unit 室內空調機開關掣	2	1	2	1	2	1	2	1	1	1	2	1	2	1	1	1	1	2
	13A Twin Socket Outlet 13A雙位電插座	4	4	4	4	4	4	4	4	4	4	4	4	4	4	4	4	4	4
	TV Outlet 電視插座	2	2	2	2	2	2	2	2	2	2	2	2	2	2	2	2	2	2
	Telephone Outlet 電話插座	2	2	2	2	2	2	2	2	2	2	2	2	2	2	2	2	2	2
	Data Outlet 數據位	1	1	1	1	1	1	1	-	-	-	1	1	1	-	-	-	1	1
	Fibre Outlet 光纖位	1	1	1	1	1	1	1	1	1	1	1	1	1	1	1	1	1	1
	Lighting Switch 燈掣	7	7	7	6	7	7	7	7	7	7	7	7	7	7	7	7	7	7
	Lighting Point 燈位	4	5	5	3	4	5	5	4	4	4	4	5	5	4	4	4	5	5
	Switch for Kitchen Exhaust Fan / Water Heater 廚房抽氣扇/熱水爐開關掣	1	1	1	1	1	1	1	1	1	1	1	1	1	1	1	1	1	1
	Switch for Exhaust Fan / Thermo Ventilator / Electric Heater 抽氣扇/浴室寶/電熱水爐開關掣	1	2	2	2	1	2	2	2	2	2	1	2	2	2	2	2	2	2
	Home Camera Main Switch 家居攝錄機總開關掣	1	1	1	1	1	1	1	-	-	-	1	1	1	-	-	-	1	1
	Home Camera 家居攝錄機	1	1	1	1	1	1	1	-	-	-	1	1	1	-	-	-	1	1
	Door Bell 門鈴	-	1	1	1	-	1	1	1	1	1	-	1	1	1	1	1	1	1
	Video Door Phone 視像對講機	1	1	1	1	1	1	1	1	1	1	1	1	1	1	1	1	1	1
	Security Panel 防盜系統控制箱	-	1	1	1	-	-	-	-	-	-	-	-	-	-	-	-	-	-
Security Control Station 防盜系統開關	1	1	1	1	-	-	-	-	-	-	-	-	-	-	-	-	-	-	
Glassbreak Detector 玻璃破碎探測器	1	1	1	1	-	-	-	-	-	-	-	-	-	-	-	-	-	-	
Smoke Detector 煙霧探測器	-	1#	1#	1#	-	1#	1#	1#	1#	1#	-	1#	1#	1#	1#	1#	1#	1#	

Notes :

- "1, 2," as shown in the schedule above denotes the quantity of such provision(s) provided in the residential unit.
- The symbol "-" as shown in the schedule above denotes "not applicable".
- The quantity of the lighting switch(es) shown in the schedule denotes the quantity of switch faceplate(s).
- 4/F is omitted.
- The symbol "#" as shown in the schedule above denotes 'Fire services installation and equipment' for Open Kitchen.

備註：

- 以上說明表所顯示的“1, 2,”表示提供於該住宅單位內的裝置數量。
- 上表“-”代表「不適用」。
- 說明表所顯示的燈掣數量是表示掣面板的數量。
- 不設4樓。
- 上表“#”代表「開放式廚房消防裝置及設備」。

Schedule of Mechanical & Electrical Provisions of Residential Units

住宅單位機電裝置數量說明表

Location 位置	Description 描述	Mansion C 低座C座																	
		G/F 地下				1/F 1樓						2/F-3/F & 5/F (Except Flats B & C on 5/F and Roof) 2樓至3樓及5樓 (5樓及天台之B及C單位除外)						5/F and Roof 5樓及天台	
		A	B	C	D	A	B	C	D	E	F	A	B	C	D	E	F	B	C
Master Bedroom 主人睡房	Switch for Indoor Air-conditioner Unit 室內空調機開關掣	1	1	1	1	1	1	1	1	1	1	1	1	1	1	1	1	1	1
	13A Twin Socket Outlet 13A雙位電插座	-	2	2	2	-	2	2	1	1	1	-	2	2	1	1	1	2	2
	13A Twin Socket Outlet with USB 13A雙位電插座連USB	-	1	1	1	-	1	1	1	1	1	-	1	1	1	1	1	1	1
	TV Outlet 電視插座	-	1	1	1	-	1	1	1	1	1	-	1	1	1	1	1	1	1
	Telephone Outlet 電話插座	-	1	1	1	-	1	1	1	1	1	-	1	1	1	1	1	1	1
	Lighting Switch 燈掣	-	1	2	1	-	1	2	2	2	2	-	1	2	2	2	2	1	2
	Lighting Point 燈位	-	2	1	2	-	2	1	2	1	1	-	2	1	2	1	1	2	1
	Glassbreak Detector 玻璃破碎探測器	-	1	1	1	-	-	-	-	-	-	-	-	-	-	-	-	-	-
Master Ensuite 主人套房	Switch for Indoor Air-conditioner Unit 室內空調機開關掣	1	-	-	-	1	-	-	-	-	-	1	-	-	-	-	-	-	-
	13A Twin Socket Outlet 13A雙位電插座	2	-	-	-	2	-	-	-	-	-	2	-	-	-	-	-	-	-
	13A Twin Socket Outlet with USB 13A雙位電插座連USB	1	-	-	-	1	-	-	-	-	-	1	-	-	-	-	-	-	-
	TV Outlet 電視插座	1	-	-	-	1	-	-	-	-	-	1	-	-	-	-	-	-	-
	Telephone Outlet 電話插座	1	-	-	-	1	-	-	-	-	-	1	-	-	-	-	-	-	-
	Lighting Switch 燈掣	2	-	-	-	2	-	-	-	-	-	2	-	-	-	-	-	-	-
	Lighting Point 燈位	1	-	-	-	1	-	-	-	-	-	1	-	-	-	-	-	-	-
	Switch for Exhaust Fan / Thermo Ventilator / Electric Heater 抽氣扇/浴室寶/電熱水爐開關掣	2	-	-	-	2	-	-	-	-	-	2	-	-	-	-	-	-	-
Glassbreak Detector 玻璃破碎探測器	1	-	-	-	-	-	-	-	-	-	-	-	-	-	-	-	-	-	
Bedroom 睡房	Switch for Indoor Air-conditioner Unit 室內空調機開關掣	-	-	-	-	-	-	-	1	1	1	-	-	-	1	1	1	-	-
	13A Twin Socket Outlet 13A雙位電插座	-	-	-	-	-	-	-	2	2	2	-	-	-	2	2	2	-	-
	13A Twin Socket Outlet with USB 13A雙位電插座連USB	-	-	-	-	-	-	-	1	1	1	-	-	-	1	1	1	-	-
	TV Outlet 電視插座	-	-	-	-	-	-	-	1	1	1	-	-	-	1	1	1	-	-
	Telephone Outlet 電話插座	-	-	-	-	-	-	-	1	1	1	-	-	-	1	1	1	-	-
	Lighting Switch 燈掣	-	-	-	-	-	-	-	1	1	1	-	-	-	1	1	1	-	-

Notes :

- "1, 2," as shown in the schedule above denotes the quantity of such provision(s) provided in the residential unit.
- The symbol "-" as shown in the schedule above denotes "not applicable".
- The quantity of the lighting switch(es) shown in the schedule denotes the quantity of switch faceplate(s).
- 4/F is omitted.

備註：

- 以上說明表所顯示的“1, 2,”表示提供於該住宅單位內的裝置數量。
- 上表“-”代表「不適用」。
- 說明表所顯示的燈掣數量是表示掣面板的數量。
- 不設4樓。

Schedule of Mechanical & Electrical Provisions of Residential Units

住宅單位機電裝置數量說明表

Location 位置	Description 描述	Mansion C 低座C座																	
		G/F 地下				1/F 1樓						2/F-3/F & 5/F (Except Flats B & C on 5/F and Roof) 2樓至3樓及5樓 (5樓及天台之B及C單位除外)						5/F and Roof 5樓及天台	
		A	B	C	D	A	B	C	D	E	F	A	B	C	D	E	F	B	C
Bedroom 1 睡房 1	Switch for Indoor Air-conditioner Unit 室內空調機開關掣	1	1	1	1	1	1	1	1	1	1	1	1	1	1	1	1	1	1
	13A Twin Socket Outlet 13A雙位電插座	2	2	2	2	2	2	2	-	-	-	2	2	2	-	-	-	2	2
	TV Outlet 電視插座	1	1	1	1	1	1	1	-	-	-	1	1	1	-	-	-	1	1
	Telephone Outlet 電話插座	1	1	1	1	1	1	1	-	-	-	1	1	1	-	-	-	1	1
	Lighting Switch 燈掣	1	1	1	2	1	1	1	-	-	-	1	1	1	-	-	-	1	1
	Lighting Point 燈位	2	1	1	2	2	1	1	-	-	-	2	1	1	-	-	-	1	1
	Glassbreak Detector 玻璃破碎探測器	1	1	1	1	-	-	-	-	-	-	-	-	-	-	-	-	-	-
Bedroom 2 睡房 2	Switch for Indoor Air-conditioner Unit 室內空調機開關掣	1	1	1	1	1	1	1	-	-	-	1	1	1	-	-	-	1	1
	13A Twin Socket Outlet 13A雙位電插座	2	2	2	2	2	2	2	-	-	-	2	2	2	-	-	-	2	2
	TV Outlet 電視插座	1	1	1	1	1	1	1	-	-	-	1	1	1	-	-	-	1	1
	Telephone Outlet 電話插座	1	1	1	1	1	1	1	-	-	-	1	1	1	-	-	-	1	1
	Lighting Switch 燈掣	1	1	1	1	1	1	1	-	-	-	1	1	1	-	-	-	1	1
	Lighting Point 燈位	1	1	1	1	1	1	1	-	-	-	1	1	1	-	-	-	1	1
	Glassbreak Detector 玻璃破碎探測器	1	1	1	1	-	-	-	-	-	-	-	-	-	-	-	-	-	-
Master Bathroom 主人浴室	13A Single Socket Outlet 13A單位電插座	1	-	-	-	1	-	-	-	-	-	1	-	-	-	-	-	-	-
	Fused Spur Unit 接線位連保險絲	2	-	-	-	2	-	-	-	-	-	2	-	-	-	-	-	-	-
	Lighting Point 燈位	3	-	-	-	3	-	-	-	-	-	3	-	-	-	-	-	-	-
	Cable Connection Unit 電線接駁點	1	-	-	-	1	-	-	-	-	-	1	-	-	-	-	-	-	-
	Water Heater Remote Control 熱水爐溫度遙控	1	-	-	-	1	-	-	-	-	-	1	-	-	-	-	-	-	-
	40A Isolator for Electric Water Heater 40A電熱水爐開關掣	1	-	-	-	1	-	-	-	-	-	1	-	-	-	-	-	-	-

Notes :

- "1, 2," as shown in the schedule above denotes the quantity of such provision(s) provided in the residential unit.
- The symbol "-" as shown in the schedule above denotes "not applicable".
- The quantity of the lighting switch(es) shown in the schedule denotes the quantity of switch faceplate(s).
- 4/F is omitted.

備註：

- 以上說明表所顯示的“1, 2,”表示提供於該住宅單位內的裝置數量。
- 上表“-”代表「不適用」。
- 說明表所顯示的燈掣數量是表示掣面板的數量。
- 不設4樓。

Schedule of Mechanical & Electrical Provisions of Residential Units

住宅單位機電裝置數量說明表

Location 位置	Description 描述	Mansion C 低座C座																	
		G/F 地下				1/F 1樓						2/F-3/F & 5/F (Except Flats B & C on 5/F and Roof) 2樓至3樓及5樓 (5樓及天台之B及C單位除外)						5/F and Roof 5樓及天台	
		A	B	C	D	A	B	C	D	E	F	A	B	C	D	E	F	B	C
Bathroom 浴室	13A Single Socket Outlet 13A單位電插座	1	1	1	1	1	1	1	1	1	1	1	1	1	1	1	1	1	1
	Fused Spur Unit 接線位連保險絲	1	2	2	2	1	2	2	2	2	2	1	2	2	2	2	2	2	2
	Lighting Point 燈位	3	3	3	3	3	3	3	3	3	3	3	3	3	3	3	3	3	3
	Cable Connection Unit 電線接駁點	1	1	1	1	1	1	1	1	1	1	1	1	1	1	1	1	1	1
	Water Heater Remote Control 熱水爐溫度遙控	1	1	1	1	1	1	1	1	1	1	1	1	1	1	1	1	1	1
	40A Isolator for Electric Water Heater 40A電熱水爐開關掣	-	1	1	1	-	1	1	1	1	1	-	1	1	1	1	1	1	1
	Glassbreak Detector 玻璃破碎探測器	-	-	-	1	-	-	-	-	-	-	-	-	-	-	-	-	-	-
Kitchen 廚房	13A Single Socket Outlet Connected with Kitchen Appliance 13A單位電插座(已接駁廚房設備)	6	-	-	-	6	-	-	-	-	-	6	-	-	-	-	-	-	-
	13A Twin Socket Outlet 13A雙位電插座	2	-	-	-	2	-	-	-	-	-	2	-	-	-	-	-	-	-
	Fused Spur Unit Connected with Kitchen Appliance 接線位連保險絲(已接駁廚房設備)	4	-	-	-	3	-	-	-	-	-	3	-	-	-	-	-	-	-
	20A Double Pole Switch Connected with Kitchen Appliance 20A雙極開關掣(已接駁廚房設備)	1	-	-	-	1	-	-	-	-	-	1	-	-	-	-	-	-	-
	Cable Connection Unit 電線接駁點	1	-	-	-	1	-	-	-	-	-	1	-	-	-	-	-	-	-
	Water Heater Remote Control 熱水爐溫度遙控	1	-	-	-	1	-	-	-	-	-	1	-	-	-	-	-	-	-
	Lighting Point 燈位	3	-	-	-	3	-	-	-	-	-	3	-	-	-	-	-	-	-
	Door Bell 門鈴	1	-	-	-	1	-	-	-	-	-	1	-	-	-	-	-	-	-
	Security Panel 防盜系統控制箱	1	-	-	-	-	-	-	-	-	-	-	-	-	-	-	-	-	-
	Miniature Circuit Breakers Board 電力配電箱連微型斷路器	1	-	-	-	1	-	-	-	-	-	1	-	-	-	-	-	-	-
	Glassbreak Detector 玻璃破碎探測器	1	-	-	-	-	-	-	-	-	-	-	-	-	-	-	-	-	-
Gas Water Heater 煤氣熱水爐	1	-	-	-	1	-	-	-	-	-	1	-	-	-	-	-	-	-	

Notes :

- "1, 2," as shown in the schedule above denotes the quantity of such provision(s) provided in the residential unit.
- The symbol "-" as shown in the schedule above denotes "not applicable".
- The quantity of the lighting switch(es) shown in the schedule denotes the quantity of switch faceplate(s).
- 4/F is omitted.

備註：

- 以上說明表所顯示的“1, 2,”表示提供於該住宅單位內的裝置數量。
- 上表“-”代表「不適用」。
- 說明表所顯示的燈掣數量是表示掣面板的數量。
- 不設4樓。

Schedule of Mechanical & Electrical Provisions of Residential Units

住宅單位機電裝置數量說明表

Location 位置	Description 描述	Mansion C 低座C座																	
		G/F 地下				1/F 1樓						2/F-3/F & 5/F (Except Flats B & C on 5/F and Roof) 2樓至3樓及5樓 (5樓及天台之B及C單位除外)						5/F and Roof 5樓及天台	
		A	B	C	D	A	B	C	D	E	F	A	B	C	D	E	F	B	C
Open Kitchen 開放式廚房	Sprinkler Head 消防花灑頭	-	2	2	2	-	2	2	2	2	2	-	2	2	2	2	2	2	2
	13A Single Socket Outlet Connected with Kitchen Appliance 13A單位電插座 (已接駁廚房設備)	-	4	4	4	-	4	4	3	3	3	-	4	4	3	3	3	4	4
	13A Twin Socket Outlet 13A雙位電插座	-	1	1	1	-	1	1	1	1	1	-	1	1	1	1	1	1	1
	Fused Spur Unit 接線位連保險絲	-	3	3	3	-	2	2	2	2	2	-	2	2	2	2	2	2	2
	20A Double Pole Switch Connected with Kitchen Appliance 20A雙極開關掣 (已接駁廚房設備)	-	1	1	1	-	1	1	1	1	1	-	1	1	1	1	1	1	1
	Cable Connection Unit 電線接駁點	-	2	2	2	-	2	2	2	2	2	-	2	2	2	2	2	2	2
	Lighting Point 燈位	-	2	2	2	-	2	2	2	2	2	-	2	2	2	2	2	2	2
	45A Connection Unit & Double Pole Switch 45A接線位及雙極開關掣	-	1	1	1	-	1	1	1	1	1	-	1	1	1	1	1	1	1
	Miniature Circuit Breakers Board 電力配電箱連微型斷路器	-	1	1	1	-	1	1	1	1	1	-	1	1	1	1	1	1	1
Balcony 露台	Balcony Light 露台燈	1	1	1	1	1	1	1	1	1	1	1	1	1	1	1	1	1	1
Air-Conditioning Platform 空調機平台	Isolator for Outdoor Air-Conditioner 室外空調機開關掣	3	3	3	3	3	3	3	2	2	2	3	3	3	2	2	2	1	1
Roof 天台	13A Watertight Socket Outlet 13A防水電插座	-	-	-	-	-	-	-	-	-	-	-	-	-	-	-	-	1	1
	Weatherproof Lighting Switch 防水燈掣	-	-	-	-	-	-	-	-	-	-	-	-	-	-	-	-	1	1
	Lighting Point 燈位	-	-	-	-	-	-	-	-	-	-	-	-	-	-	-	-	7	7
Utility Platform 工作平台	Lighting Point 燈位	-	-	-	-	-	-	1	1	1	1	-	-	1	1	1	1	-	1
Garden 花園	13A Watertight Socket Outlet 13A防水電插座	1	1	1	1	-	-	-	-	-	-	-	-	-	-	-	-	-	-
	Lighting Point 燈位	3	2	3	4	-	-	-	-	-	-	-	-	-	-	-	-	-	-

Notes :

- "1, 2," as shown in the schedule above denotes the quantity of such provision(s) provided in the residential unit.
- The symbol "-" as shown in the schedule above denotes "not applicable".
- The quantity of the lighting switch(es) shown in the schedule denotes the quantity of switch faceplate(s).
- 4/F is omitted.

備註：

- 以上說明表所顯示的“1, 2,”表示提供於該住宅單位內的裝置數量。
- 上表“-”代表「不適用」。
- 說明表所顯示的燈掣數量是表示掣面板的數量。
- 不設4樓。

Schedule of Mechanical & Electrical Provisions of Residential Units

住宅單位機電裝置數量說明表

Location 位置	Description 描述	Mansion D 低座D座													
		G/F 地下			1/F-3/F 1樓至3樓					5/F-6/F (Except Flats A & B on 6/F and Roof) 5樓至6樓 (6樓及天台之A及B單位除外)				6/F and Roof 6樓及天台	
		A	B	C	A	B	C	D	E	A	B	C	E	A	B
Main Entrance 大門入口	Door Bell Push Button 門鈴按鈕	1	1	1	1	1	1	1	1	1	1	1	1	1	1
Living Room / Dining Room 客廳 / 飯廳	Switch for Indoor Air-conditioner Unit 室內空調機開關掣	1	1	1	1	1	1	1	1	1	1	1	1	1	1
	13A Twin Socket Outlet 13A雙位電插座	4	4	4	4	4	3	3	4	4	4	3	4	4	4
	TV Outlet 電視插座	2	2	3	2	2	2	2	2	2	2	2	2	2	2
	Telephone Outlet 電話插座	2	2	3	2	2	2	2	2	2	2	2	2	2	2
	Data Outlet 數據位	1	-	1	1	-	1	-	-	1	-	1	-	1	-
	Fibre Outlet 光纖位	1	1	1	1	1	1	1	1	1	1	1	1	1	1
	Lighting Switch 燈掣	7	7	6	7	7	4	5	7	7	7	4	7	7	7
	Lighting Point 燈位	4	4	4	4	4	2	3	4	4	4	2	4	4	4
	Switch for Kitchen Exhaust Fan / Water Heater 廚房抽氣扇/熱水爐開關掣	1	1	1	1	1	1	1	1	1	1	1	1	1	1
	Switch for Exhaust Fan / Thermo Ventilator / Electric Heater 抽氣扇/浴室寶/電熱水爐開關掣	1	2	1	1	2	-	-	2	1	2	-	2	1	2
	Home Camera Main Switch 家居攝錄機總開關掣	1	-	1	1	-	-	-	-	1	-	-	-	1	-
	Home Camera 家居攝錄機	1	-	1	1	-	-	-	-	1	-	-	-	1	-
	Door Bell 門鈴	-	1	1	1	1	1	1	1	1	1	1	1	1	1
	Video Door Phone 視像對講機	1	1	1	1	1	1	1	1	1	1	1	1	1	1
	Security Panel 防盜系統控制箱	-	1	-	-	-	-	-	-	-	-	-	-	-	-
	Security Control Station 防盜系統開關	1	1	1	-	-	-	-	-	-	-	-	-	-	-
Glassbreak Detector 玻璃破碎探測器	1	1	1	-	-	-	-	-	-	-	-	-	-	-	
Smoke Detector 煙霧探測器	-	1 [#]	1 [#]	1 [#]	1 [#]	1 [#]	1 [#]	1 [#]	1 [#]	1 [#]	-	1 [#]	1 [#]	1 [#]	

Notes :

- "1, 2," as shown in the schedule above denotes the quantity of such provision(s) provided in the residential unit.
- The symbol "-" as shown in the schedule above denotes "not applicable".
- The quantity of the lighting switch(es) shown in the schedule denotes the quantity of switch faceplate(s).
- 4/F is omitted.
- The symbol "#" as shown in the schedule above denotes 'Fire services installation and equipment' for Open Kitchen.

備註：

- 以上說明表所顯示的“1, 2,”表示提供於該住宅單位內的裝置數量。
- 上表“-”代表「不適用」。
- 說明表所顯示的燈掣數量是表示掣面板的數量。
- 不設4樓。
- 上表“#”代表「開放式廚房消防裝置及設備」。

Schedule of Mechanical & Electrical Provisions of Residential Units

住宅單位機電裝置數量說明表

Location 位置	Description 描述	Mansion D 低座D座													
		G/F 地下			1/F-3/F 1樓至3樓					5/F-6/F (Except Flats A & B on 6/F and Roof) 5樓至6樓 (6樓及天台之A及B單位除外)				6/F and Roof 6樓及天台	
		A	B	C	A	B	C	D	E	A	B	C	E	A	B
Master Bedroom 主人睡房	Switch for Indoor Air-conditioner Unit 室內空調機開關掣	-	1	1	-	1	-	-	1	-	1	-	1	-	1
	13A Twin Socket Outlet 13A雙位電插座	-	1	1	-	1	-	-	1	-	1	-	1	-	1
	13A Twin Socket Outlet with USB 13A雙位電插座連USB	-	1	1	-	1	-	-	1	-	1	-	1	-	1
	TV Outlet 電視插座	-	1	1	-	1	-	-	1	-	1	-	1	-	1
	Telephone Outlet 電話插座	-	1	1	-	1	-	-	1	-	1	-	1	-	1
	Switch for Exhaust Fan / Thermo Ventilator / Electric Heater 抽氣扇/浴室寶/電熱水爐開關掣	-	-	2	-	-	-	-	-	-	-	-	-	-	-
	Lighting Switch 燈掣	-	1	3	-	1	-	-	2	-	1	-	2	-	1
	Lighting Point 燈位	-	1	2	-	1	-	-	1	-	1	-	1	-	1
	Glassbreak Detector 玻璃破碎探測器	-	1	1	-	-	-	-	-	-	-	-	-	-	-
Master Ensuite 主人套房	Switch for Indoor Air-conditioner Unit 室內空調機開關掣	1	-	-	1	-	-	-	-	1	-	-	-	1	-
	13A Twin Socket Outlet 13A雙位電插座	2	-	-	2	-	-	-	-	2	-	-	-	2	-
	13A Twin Socket Outlet with USB 13A雙位電插座連USB	1	-	-	1	-	-	-	-	1	-	-	-	1	-
	TV Outlet 電視插座	1	-	-	1	-	-	-	-	1	-	-	-	1	-
	Telephone Outlet 電話插座	1	-	-	1	-	-	-	-	1	-	-	-	1	-
	Lighting Switch 燈掣	2	-	-	2	-	-	-	-	2	-	-	-	2	-
	Lighting Point 燈位	1	-	-	1	-	-	-	-	1	-	-	-	1	-
	Switch for Exhaust Fan / Thermo Ventilator / Electric Heater 抽氣扇/浴室寶/電熱水爐開關掣	2	-	-	2	-	-	-	-	2	-	-	-	2	-
	Glassbreak Detector 玻璃破碎探測器	1	-	-	-	-	-	-	-	-	-	-	-	-	-

Notes :

- "1, 2," as shown in the schedule above denotes the quantity of such provision(s) provided in the residential unit.
- The symbol "-" as shown in the schedule above denotes "not applicable".
- The quantity of the lighting switch(es) shown in the schedule denotes the quantity of switch faceplate(s).
- 4/F is omitted.

備註：

- 以上說明表所顯示的“1, 2,”表示提供於該住宅單位內的裝置數量。
- 上表“-”代表「不適用」。
- 說明表所顯示的燈掣數量是表示掣面板的數量。
- 不設4樓。

Schedule of Mechanical & Electrical Provisions of Residential Units
住宅單位機電裝置數量說明表

Location 位置	Description 描述	Mansion D 低座D座													
		G/F 地下			1/F-3/F 1樓至3樓					5/F-6/F (Except Flats A & B on 6/F and Roof) 5樓至6樓 (6樓及天台之A及B單位除外)				6/F and Roof 6樓及天台	
		A	B	C	A	B	C	D	E	A	B	C	E	A	B
Bedroom 睡房	Switch for Indoor Air-conditioner Unit 室內空調機開關掣	-	1	1	-	1	1	1	1	-	1	1	1	-	1
	13A Twin Socket Outlet 13A雙位電插座	-	2	2	-	2	1	1	1	-	2	1	1	-	2
	13A Twin Socket Outlet with USB 13A雙位電插座連USB	-	-	-	-	-	1	1	1	-	1	1	1	-	1
	TV Outlet 電視插座	-	1	1	-	1	1	1	1	-	1	1	1	-	1
	Telephone Outlet 電話插座	-	1	1	-	1	1	1	1	-	1	1	1	-	1
	Lighting Switch 燈掣	-	1	1	-	1	2	2	1	-	1	2	1	-	1
	Lighting Point 燈位	-	1	1	-	1	1	1	2	-	-	1	2	-	-
	Switch for Exhaust Fan / Thermo Ventilator / Electric Heater 抽氣扇/浴室寶/電熱水爐開關掣	-	-	-	-	-	2	2	-	-	-	2	-	-	-
Glassbreak Detector 玻璃破碎探測器	-	1	1	-	-	-	-	-	-	-	-	-	-	-	
Bedroom 1 睡房 1	Switch for Indoor Air-conditioner Unit 室內空調機開關掣	1	-	-	1	-	-	-	-	1	-	-	-	1	-
	13A Twin Socket Outlet 13A雙位電插座	2	-	-	2	-	-	-	-	2	-	-	-	2	-
	TV Outlet 電視插座	1	-	-	1	-	-	-	-	1	-	-	-	1	-
	Telephone Outlet 電話插座	1	-	-	1	-	-	-	-	1	-	-	-	1	-
	Lighting Switch 燈掣	1	-	-	1	-	-	-	-	1	-	-	-	1	-
	Lighting Point 燈位	2	-	-	2	-	-	-	-	2	-	-	-	2	-
	Glassbreak Detector 玻璃破碎探測器	1	-	-	-	-	-	-	-	-	-	-	-	-	-
Bedroom 2 睡房 2	Switch for Indoor Air-conditioner Unit 室內空調機開關掣	1	-	-	1	-	-	-	-	1	-	-	-	1	-
	13A Twin Socket Outlet 13A雙位電插座	2	-	-	2	-	-	-	-	2	-	-	-	2	-
	TV Outlet 電視插座	1	-	-	1	-	-	-	-	1	-	-	-	1	-
	Telephone Outlet 電話插座	1	-	-	1	-	-	-	-	1	-	-	-	1	-
	Lighting Switch 燈掣	1	-	-	1	-	-	-	-	1	-	-	-	1	-
	Lighting Point 燈位	1	-	-	1	-	-	-	-	1	-	-	-	1	-
	Glassbreak Detector 玻璃破碎探測器	1	-	-	-	-	-	-	-	-	-	-	-	-	-

Notes :

- "1, 2," as shown in the schedule above denotes the quantity of such provision(s) provided in the residential unit.
- The symbol "-" as shown in the schedule above denotes "not applicable".
- The quantity of the lighting switch(es) shown in the schedule denotes the quantity of switch faceplate(s).
- 4/F is omitted.

備註：

- 以上說明表所顯示的“1, 2,”表示提供於該住宅單位內的裝置數量。
- 上表“-”代表「不適用」。
- 說明表所顯示的燈掣數量是表示掣面板的數量。
- 不設4樓。

Schedule of Mechanical & Electrical Provisions of Residential Units

住宅單位機電裝置數量說明表

Location 位置	Description 描述	Mansion D 低座D座													
		G/F 地下			1/F-3/F 1樓至3樓					5/F-6/F (Except Flats A & B on 6/F and Roof) 5樓至6樓 (6樓及天台之A及B單位除外)				6/F and Roof 6樓及天台	
		A	B	C	A	B	C	D	E	A	B	C	E	A	B
Master Bathroom 主人浴室	13A Single Socket Outlet 13A單位電插座	1	-	-	1	-	-	-	-	1	-	-	-	1	-
	Fused Spur Unit 接線位連保險絲	2	-	-	2	-	-	-	-	2	-	-	-	2	-
	Lighting Point 燈位	3	-	-	3	-	-	-	-	3	-	-	-	3	-
	Cable Connection Unit 電線接駁點	1	-	-	1	-	-	-	-	1	-	-	-	1	-
	Water Heater Remote Control 熱水爐溫度遙控	1	-	-	1	-	-	-	-	1	-	-	-	1	-
	40A Isolator for Electric Water Heater 40A電熱水爐開關掣	1	-	-	1	-	-	-	-	1	-	-	-	-	-
Bathroom 浴室	13A Single Socket Outlet 13A單位電插座	1	1	-	1	1	1	1	1	1	1	1	1	1	1
	Fused Spur Unit 接線位連保險絲	1	2	-	1	2	1	1	1	1	2	1	1	1	2
	Lighting Point 燈位	3	3	-	3	3	3	3	3	3	3	3	3	3	3
	Cable Connection Unit 電線接駁點	1	1	-	1	1	1	1	1	1	1	1	1	1	1
	Water Heater Remote Control 熱水爐溫度遙控	1	1	-	1	1	1	1	1	1	1	1	1	1	1
	40A Isolator for Electric Water Heater 40A電熱水爐開關掣	-	1	-	-	1	1	1	1	-	1	1	1	-	1
Bathroom 1 浴室 1	13A Single Socket Outlet 13A單位電插座	-	-	1	-	-	-	-	-	-	-	-	-	-	-
	Fused Spur Unit 接線位連保險絲	-	-	2	-	-	-	-	-	-	-	-	-	-	-
	Lighting Point 燈位	-	-	3	-	-	-	-	-	-	-	-	-	-	-
	Cable Connection Unit 電線接駁點	-	-	1	-	-	-	-	-	-	-	-	-	-	-
	Water Heater Remote Control 熱水爐溫度遙控	-	-	1	-	-	-	-	-	-	-	-	-	-	-
	40A Isolator for Electric Water Heater 40A電熱水爐開關掣	-	-	1	-	-	-	-	-	-	-	-	-	-	-
Bathroom 2 浴室 2	13A Single Socket Outlet 13A單位電插座	-	-	1	-	-	-	-	-	-	-	-	-	-	-
	Fused Spur Unit 接線位連保險絲	-	-	2	-	-	-	-	-	-	-	-	-	-	-
	Lighting Point 燈位	-	-	3	-	-	-	-	-	-	-	-	-	-	-
	Cable Connection Unit 電線接駁點	-	-	1	-	-	-	-	-	-	-	-	-	-	-

Notes :

- "1, 2," as shown in the schedule above denotes the quantity of such provision(s) provided in the residential unit.
- The symbol "-" as shown in the schedule above denotes "not applicable".
- The quantity of the lighting switch(es) shown in the schedule denotes the quantity of switch faceplate(s).
- 4/F is omitted.

備註：

- 以上說明表所顯示的“1, 2,”表示提供於該住宅單位內的裝置數量。
- 上表“-”代表「不適用」。
- 說明表所顯示的燈掣數量是表示掣面板的數量。
- 不設4樓。

Schedule of Mechanical & Electrical Provisions of Residential Units

住宅單位機電裝置數量說明表

Location 位置	Description 描述	Mansion D 低座D座													
		G/F 地下			1/F-3/F 1樓至3樓					5/F-6/F (Except Flats A & B on 6/F and Roof) 5樓至6樓 (6樓及天台之A及B單位除外)				6/F and Roof 6樓及天台	
		A	B	C	A	B	C	D	E	A	B	C	E	A	B
Kitchen 廚房	13A Single Socket Outlet Connected with Kitchen Appliance 13A單位電插座 (已接駁廚房設備)	6	-	5	6	-	-	-	-	6	-	-	-	6	-
	13A Twin Socket Outlet 13A雙位電插座	2	-	2	2	-	-	-	-	2	-	-	-	2	-
	Fused Spur Unit Connected with Kitchen Appliance 接線位連保險絲 (已接駁廚房設備)	4	-	4	3	-	-	-	-	3	-	-	-	3	-
	20A Double Pole Switch Connected with Kitchen Appliance 20A雙極開關掣 (已接駁廚房設備)	1	-	1	1	-	-	-	-	1	-	-	-	1	-
	Cable Connection Unit 電線接駁點	1	-	1	1	-	-	-	-	1	-	-	-	1	-
	Water Heater Remote Control 熱水爐溫度遙控	1	-	1	1	-	-	-	-	1	-	-	-	1	-
	Lighting Point 燈位	3	-	3	3	-	-	-	-	3	-	-	-	3	-
	Door Bell 門鈴	1	-	1	1	-	-	-	-	1	-	-	-	1	-
	Security Panel 防盜系統控制箱	1	-	1	-	-	-	-	-	-	-	-	-	-	-
	Glassbreak Detector 玻璃破碎探測器	-	-	1	-	-	-	-	-	-	-	-	-	-	-
	Miniature Circuit Breakers Board 電力配電箱連微型斷路器	1	-	-	1	-	-	-	-	1	-	-	-	1	-
Gas Water Heater 煤氣熱水爐	1	-	1	1	-	-	-	-	1	-	-	-	1	-	
Open Kitchen 開放式廚房	Sprinkler Head 消防花灑頭	-	2	-	-	2	2	2	2	-	-	2	2	-	-
	13A Single Socket Outlet Connected with Kitchen Appliance 13A單位電插座 (已接駁廚房設備)	-	3	-	-	3	3	3	3	-	3	3	3	-	3
	13A Twin Socket Outlet 13A雙位電插座	-	1	-	-	1	1	1	1	-	1	1	1	-	1
	Fused Spur Unit 接線位連保險絲	-	3	-	-	2	2	2	2	-	2	2	2	-	2
	20A Double Pole Switch Connected with Kitchen Appliance 20A雙極開關掣 (已接駁廚房設備)	-	1	-	-	1	1	1	1	-	1	1	1	-	1

Notes :

- "1, 2," as shown in the schedule above denotes the quantity of such provision(s) provided in the residential unit.
- The symbol "-" as shown in the schedule above denotes "not applicable".
- The quantity of the lighting switch(es) shown in the schedule denotes the quantity of switch faceplate(s).
- 4/F is omitted.

備註：

- 以上說明表所顯示的“1, 2,”表示提供於該住宅單位內的裝置數量。
- 上表“-”代表「不適用」。
- 說明表所顯示的燈掣數量是表示掣面板的數量。
- 不設4樓。

Schedule of Mechanical & Electrical Provisions of Residential Units
住宅單位機電裝置數量說明表

Location 位置	Description 描述	Mansion D 低座D座													
		G/F 地下			1/F-3/F 1樓至3樓					5/F-6/F (Except Flats A & B on 6/F and Roof) 5樓至6樓 (6樓及天台之A及B單位除外)				6/F and Roof 6樓及天台	
		A	B	C	A	B	C	D	E	A	B	C	E	A	B
Open Kitchen 開放式廚房	Cable Connection Unit 電線接駁點	-	2	-	-	2	2	2	2	-	2	2	2	-	2
	Lighting Point 燈位	-	2	-	-	2	2	2	2	-	2	2	2	-	2
	45A Connection Unit & Double Pole Switch 45A接線位及雙極開關掣	-	1	-	-	1	1	1	1	-	1	1	1	-	1
	Miniature Circuit Breakers Board 電力配電箱連微型斷路器	-	1	-	-	1	1	1	1	-	1	1	1	-	1
Utility Room 工作間	Switch for Indoor Air-conditioner Unit 室內空調機開關掣	-	-	1	-	-	-	-	-	-	-	-	-	-	-
	13A Single Socket Outlet 13A單位電插座	-	-	1	-	-	-	-	-	-	-	-	-	-	-
	Switch for Exhaust Fan 抽氣扇開關掣	-	-	-	-	-	-	-	-	-	-	-	-	-	-
	Lighting Switch 燈掣	-	-	1	-	-	-	-	-	-	-	-	-	-	-
	Lighting Point 燈位	-	-	1	-	-	-	-	-	-	-	-	-	-	-
Miniature Circuit Breakers Board 電力配電箱連微型斷路器	-	-	1	-	-	-	-	-	-	-	-	-	-	-	
Balcony 露台	Lighting Point 燈位	-	-	-	1	1	1	1	1	1	1	1	1	1	1
Air-Conditioning Platform 空調機平台	Isolator for Outdoor Air-Conditioner 室外空調機開關掣	3	2	2	3	2	1	1	2	3	2	1	2	-	-
Roof 天台	13A Watertight Socket Outlet 13A防水電插座	-	-	-	-	-	-	-	-	-	-	-	-	1	1
	Weatherproof Lighting Switch 防水燈掣	-	-	-	-	-	-	-	-	-	-	-	-	1	1
	Lighting Point 燈位	-	-	-	-	-	-	-	-	-	-	-	-	5	7
Utility Platform 工作平台	Lighting Point 燈位	-	-	-	-	-	-	-	1	-	-	-	1	-	-
Garden 花園	13A Watertight Socket Outlet 13A防水電插座	1	1	1	-	-	-	-	-	-	-	-	-	-	-
	Lighting Point 燈位	3	3	3	-	-	-	-	-	-	-	-	-	-	-

Notes :

- "1, 2," as shown in the schedule above denotes the quantity of such provision(s) provided in the residential unit.
- The symbol "-" as shown in the schedule above denotes "not applicable".
- The quantity of the lighting switch(es) shown in the schedule denotes the quantity of switch faceplate(s).
- 4/F is omitted.

備註：

- 以上說明表所顯示的“1, 2,”表示提供於該住宅單位內的裝置數量。
- 上表“-”代表「不適用」。
- 說明表所顯示的燈掣數量是表示掣面板的數量。
- 不設4樓。

24 SERVICE AGREEMENTS 服務協議

Potable and flushing water is supplied by Water Supplies Department.
Electricity is supplied by CLP Power Hong Kong Limited.
Towngas is supplied by The Hong Kong and China Gas Company Limited.

食水及沖廁水由水務署供應。
電力由中華電力有限公司供應。
煤氣由香港中華煤氣有限公司供應。

25 GOVERNMENT RENT 地稅

The owner is liable for the Government rent payable for the specified residential property up to and including the date of the respective assignment of the specified residential property to the purchasers.

擁有人有法律責任就指明住宅物業繳付直至並包括有關個別指明住宅物業之買方簽署轉讓契之日期為止的地稅。

26 MISCELLANEOUS PAYMENTS BY PURCHASER

買方的雜項付款

On the delivery of the vacant possession of the specified residential property to the purchaser, the purchaser is liable to reimburse the owner for the deposits for water, electricity and gas, and on that delivery, the purchaser is not liable to pay to the owner a debris removal fee.

Note: On that delivery, the purchaser is liable to pay a debris removal fee to the manager (not the owner) of the Phase under the deed of mutual covenant, and where the owner has paid the debris removal fee, the purchaser shall reimburse the owner for the same.

在向買方交付指明住宅物業在空置情況下的管有權時，買方須負責向擁有人補還水、電力及氣體的按金；及在交付時，買方不須向擁有人支付清理廢料的費用。

備註：在交付時，買方須根據公契向期數的管理人（而非擁有人）支付清理廢料的費用，而如擁有人已支付清理廢料的費用，買方須向擁有人補還清理廢料的費用。

27 DEFECT LIABILITY WARRANTY PERIOD

欠妥之處的保養責任期

The Vendor shall, at its own cost and as soon as reasonably practicable after receipt of a written notice served by the purchaser within 6 months after the date of completion of the sale and purchase of the specified residential property, remedy any defects in the residential property, or the fittings, finishes or appliances in the specified residential property as set out in the agreement for sale and purchase concerned, caused otherwise than by the act or neglect of the purchaser.

凡指明住宅物業或於買賣合約列出裝設於指明住宅物業內的裝置、裝修物料或設備有欠妥之處，而該欠妥之處並非由買方行為或疏忽造成，則賣方在接獲買方在買賣成交日期後的6個月內送達的書面通知後，須於合理地切實可行的範圍內，盡快自費作出補救。

28 MAINTENANCE OF SLOPES 斜坡維修

Not applicable.

不適用。

29 MODIFICATION 修訂

There is no on-going application to the Government for a modification of the land grant for this Phase.

本期數現時並沒有向政府提出申請修訂批地文件。

GONDOLA SYSTEMS AND BUILDING MAINTENANCE UNIT (BMU) SYSTEMS

Gondola systems or building maintenance unit (BMU) systems or similar systems in the Phase may operate in the airspace above any balcony, utility platform, garden, yard, stairhood (and the top of stairhood), flat roof or roof forming part of a residential property.

PROPOSED INSTALLATION OF SOLAR PHOTOVOLTAIC SYSTEMS IN COMMON AREAS

The Vendor may submit an application to the Government for no objection, temporary waiver or modification (or in such other form as the Government deems fit) to Special Condition No. (3) or any other relevant conditions under the Land Grant for the purpose of installation and use of solar photovoltaic systems in certain common areas. The application has not been made and may not be made by the Vendor, and approval to matters applied for and details thereof are subject to the final approval of the relevant government authorities.

SPLIT TYPE AIR-CONDITIONING OUTDOOR UNIT

Some of split type air-conditioning outdoor units installed are not directly equipped external wall of the residential properties, particulars of which are as follows:

Mansion A

Flats A, B, C & D of G/F

Flats A, B, C, D & E of 1/F-3/F

Flats A, D & E of 5/F

Flats B & C of 5/F and Roof

Mansion B

Flats A, B & C of G/F

Flats A, B, C, D & E of 1/F-5/F

Flats C, D & E of 6/F

Flats A & B of 6/F and Roof

Mansion C

Flats A, B, C & D of G/F

Flats A, B, C, E & F of 1/F-3/F

Flats A, D, E & F of 5/F

Flats B & C of 5/F and Roof

Mansion D

Flats A, B & C of G/F

Flats A, B, C, D & E of 1/F-3/F

Flats A, B, C & E of 5/F

Flats C & E of 6/F

Flats A & B of 6/F and Roof

4/F is omitted.

吊船系統及外牆清潔裝置(BMU)系統

期數之吊船系統或外牆清潔裝置(BMU)系統或類似系統可能會在屬於住宅物業一部分之露台、工作平台、花園、庭院、梯屋(及梯屋頂部)、平台或天台上空操作。

擬於公用地方安裝太陽能光伏系統

賣方可能會向政府提出申請就批地文件特別條款第(3)條或任何其他相關條款獲取不反對通知書、暫時豁免書或修訂書(或政府認為合適的其他形式),以於公用地方安裝及使用太陽能光伏系統。賣方尚未作出該申請,亦可能不會作出該申請,申請事項及其詳情將受制於相關政府部門的最終批准。

分體式空調機(室外機)

部分住宅物業的分體式空調機(室外機)安裝位置並不直接相連在該住宅物業外牆,詳情如下:

低座A座

地下A、B、C及D單位

1樓至3樓A、B、C、D及E單位

5樓A、D及E單位

5樓及天台B及C單位

低座B座

地下A、B及C單位

1樓至5樓A、B、C、D及E單位

6樓C、D及E單位

6樓及天台A及B單位

低座C座

地下A、B、C及D單位

1樓至3樓A、B、C、E及F單位

5樓A、D、E及F單位

5樓及天台B及C單位

低座D座

地下A、B及C單位

1樓至3樓A、B、C、D及E單位

5樓A、B、C及E單位

6樓C及E單位

6樓及天台A及B單位

不設4樓。

31

ADDRESS OF THE WEBSITE DESIGNATED BY THE VENDOR FOR THE PHASE

賣方就期數指定的互聯網網站的網址

The address of the website designated by the Vendor for the Phase for the purposes of Part 2 of the Residential Properties (First-hand Sales) Ordinance: www.monacomarine.hk

賣方為施行《一手住宅物業銷售條例》第2部而就期數指定的互聯網網站的網址：www.monacomarine.hk

Breakdown of GFA Concessions Obtained for All Features

獲寬免總樓面面積的設施分項

Latest information on breakdown of GFA concessions as shown on the general building plans submitted to and approved by the Building Authority (BA) prior to the printing of the sales brochure is tabulated below. Information marked (#) may be based on information provided by the authorized person if the sales brochure is printed prior to submission of the final amendment plans to the BA. The breakdown of GFA concessions may be subject to further changes until final amendment plans are submitted to and approved by the BA prior to the issuance of the occupation permit for the Phase.

於印製售樓說明書前呈交予並已獲建築事務監督批准的一般建築圖則上有關總樓面面積寬免的分項的最新資料，請見下表。如印製售樓說明書時尚未呈交最終修訂圖則予建築事務監督，則有(#)號的資料可以由認可人士提供的資料作為基礎。直至最終修訂圖則於發出期數佔用許可證前呈交予並獲建築事務監督批准前，以下分項資料仍可能有所修改。

		Area (m ²) 面積 (平方米)
Disregarded GFA under Building (Planning) Regulations 23(3)(b) 根據《建築物(規劃)規例》第23(3)(b)條不計算的總樓面面積		
1	Carpark and loading/unloading area excluding public transport terminus 停車場及上落客貨地方 (公共交通總站除外)	--
2	Plant rooms and similar services 機房及相類設施	
2.1(#)	Mandatory feature or essential plant room, area of which is limited by respective Practice Notes for Authorized Persons, Registered Structural Engineers and Registered Geotechnical Engineers (PNAP) or regulation such as lift machine room, telecommunications and broadcasting (TBE) room, TBE room for access facilities for mobile services, rooftop telecommunications equipment room, intermediate telecommunications equipment room, refuse storage chamber, etc. 所佔面積受相關《認可人士、註冊結構工程師及註冊岩土工程師作業備考》(《作業備考》)或規例限制的強制性設施或必要機房，例如升降機機房、電訊及廣播設備室(訊播室)、為流動通訊接達設施而設的訊播室、天台電訊設備室、中層電訊設備室、垃圾房等	257.719
2.2(#)	Mandatory feature or essential plant room, area of which is NOT limited by any PNAP or regulation such as room occupied solely by fire services installations (FSI) and equipment, meter room, transformer room, potable and flushing water tank, etc. 所佔面積不受任何《作業備考》或規例限制的強制性設施或必要機房，例如僅由消防裝置及設備佔用的房間、電錶房、電力變壓房、食水及鹹水缸等	1284.96
2.3	Non-mandatory or non-essential plant room such as air-conditioning (A/C) plant room, air handling unit (AHU) room, etc. 非強制性或非必要機房，例如空調機房、送風櫃房等	--

Green Features under Joint Practice Notes 1 and 2

根據聯合作業備考第1及第2號提供的環保設施

3(#)	Balcony 露台	628.589
4	Wider common corridor and lift lobby 加闊的公用走廊及升降機大堂	--
5	Communal sky garden 公用空中花園	216.697
6	Acoustic fin 隔聲鰭	--
7	Wing wall, wind catcher and funnel 翼牆、捕風器及風斗	--
8(#)	Non-structural prefabricated external wall 非結構預製外牆	214.221
9(#)	Utility platform 工作平台	206.158
10	Noise barrier 隔音屏障	--
Amenity Features 適意設施		
11(#)	Caretaker's quarters, counter, office, store, guard room and lavatory for watchman and management staff and owners' corporation office 管理員宿舍、供保安人員和管理處員工使用的櫃位、辦事處、貯物室、警衛室和廁所，以及業主立案法團辦事處	25.594
12(#)	Residential recreational facilities including void, plant room, swimming pool filtration plant room, covered walkway, etc. serving solely the recreational facilities 住戶康樂設施，包括僅供康樂設施使用的中空空間、機房、游泳池的濾水機房、有蓋人行道等	834.165
13(#)	Covered landscaped and play area 有蓋園景區及遊樂場地	302.533
14	Horizontal screen / covered walkway and trellis 橫向屏障/有蓋人行道及花棚	--
15(#)	Larger lift shaft 擴大升降機槽	552.473

16	Chimney shaft 煙囪管道	--
17	Other non-mandatory or non-essential plant room, such as boiler room, satellite master antenna television (SMATV) room 其他非強制性或非必要機房，例如鍋爐房、衛星電視共用天線房	--
18(#)	Pipe duct, air duct and vertical riser for mandatory feature or essential plant room 強制性設施或必要機房所需的管槽、氣槽及垂直立管	1301.998
19	Pipe duct, air duct for non-mandatory or non-essential plant room 非強制性設施或非必要機房所需的管槽及氣槽	--
20	Plant room, pipe duct, air duct for environmentally friendly system and feature 環保系統及設施所需的機房、管槽及氣槽	--
21	Void in duplex domestic flat and house 複式住宅單位及洋房的中空空間	--
22	Sunshade and reflector 遮陽篷及反光罩	--
23	Projecting planters and minor projection such as A/C box, A/C platform, window cill and projecting window 伸出式花槽及小型伸出物，例如空調機箱、空調機平台、窗檻及伸出的窗台	1321.020
24	Other projection such as A/C box and A/C platform not covered in paragraph 3(b) and (c) of PNAP APP-19, and maintenance walkway 《作業備考》APP-19 第3(b)及(c)段沒有涵蓋的其他伸出物，如空調機箱及空調機平台，及維修通道	--
Other Exempted Items 其他項目		
25	Refuge floor including refuge floor cum sky garden 庇護層，包括庇護層兼空中花園	--
26	Covered area under large projecting / overhanging feature 大型伸出/外懸垂設施下的有蓋地方	--
27	Public transport terminus 公共交通總站	--
28	Party structure and common staircase 共用構築物及公用樓梯	--
29	Horizontal area of staircase, lift shaft and vertical duct solely serving floor accepted as not being accountable for GFA 僅供獲接納不計入總樓面面積的樓層使用的樓梯、升降機槽及垂直管道的水平面積	--

30	Public passage 公眾通道	--
31	Covered set back area 有蓋的後移部分	--
Bonus GFA 額外總樓面面積		
32	Bonus GFA 額外總樓面面積	--
Additional Green Features under Joint Practice Note (No. 8) 根據聯合作業備考(第8號)提供的額外環保設施		
33	Buildings adopting Modular Integrated Construction 採用「組裝合成」建築法的樓宇	--

Note:

The above table is based on the requirements as stipulated in the Practice Note for Authorized Persons, Registered Structural Engineers and Registered Geotechnical Engineers ADM-2 issued by the Buildings Department. The Building Department may revise such requirements from time to time as appropriate.

備註：

上述表格是根據屋宇署所發出的《認可人士、註冊結構工程師及註冊岩土工程師作業備考》ADM-2規定的要求而制訂的。屋宇署會按實際需要不時更改有關要求。

Environmental Assessment of the Building and Estimated Energy Performance or Consumption for the Common Parts of the Phase

建築物的環境評估及期數的公用部分的預計能量表現或消耗

Green Building Certification

Assessment result under the **BEAM Plus** certification conferred / issued by Hong Kong Green Building Council Limited (HKGBC) for the building prior to the printing of the sales brochure or its addenda.

**Provisional
GOLD**



PROVISIONAL
GOLD
NB V1.2 2018
HKGBC
BEAM Plus

Application no.: PAG0086/21

綠色建築認證

在印刷此售樓說明書或其附頁前，本物業根據香港綠色建築議會有限公司頒授 / 發出的綠建環評認證評級。

**暫定評級
金級**



暫定
金級
NB V1.2 2018
HKGBC
綠建環評

申請編號: PAG0086/21

Estimated Energy Performance or Consumption for the Common Parts of the Phase

期數的公用部分的預計能量表現或消耗

Latest information on the estimated energy performance or consumption for the common parts of the Phase as submitted to the Building Authority prior to the printing of the sales brochures:

於印製售樓說明書前呈交予建築事務監督期數的公用部分的預計能量表現或消耗的最近期資料：

Part I 第I部分	
Provision of Central Air Conditioning 提供中央空調	YES 是
Provision of Energy Efficient Features 提供具能源效益的設施	YES 是
Energy Efficient Features proposed: 擬安裝的具能源效益的設施 :-	1. High efficiency Air-conditioning Units 高效空調機組

Part II : The predicted annual energy use of the proposed building / part of building ^(Note 1) 第II部分：擬興建樓宇/部分樓宇預計每年能源消耗量 ^(註1) :-					
Location 位置	Internal Floor Area Served (m ²) 使用有關裝置的內部樓面面積(平方米)	Annual Energy Use of Baseline Building ^(Note 2) 基線樓宇每年能源消耗量 ^(註2)		Annual Energy Use of Proposed Building 擬興建樓宇每年能源消耗量	
		Electricity kWh / m ² / annum 電力 千瓦小時/平方米/年	Town Gas / LPG Unit / m ² / annum 煤氣/石油氣 用量單位/平方米/年	Electricity kWh / m ² / annum 電力 千瓦小時/平方米/年	Town Gas / LPG Unit / m ² / annum 煤氣/石油氣 用量單位/平方米/年
Area served by central building services installation ^(Note 3) 有使用中央屋宇裝備裝置的部份 ^(註3)	6822.24	42.52	N/A 不適用	35.15	N/A 不適用

Part III : The following installations are designed in accordance with the relevant Codes of Practices published by the Electrical & Mechanical Services Department (EMSD) 第III部分：以下裝置乃按機電工程署公布的相關實務守則設計			
Type of Installations 裝置類型	YES 是	NO 否	N/A 不適用
Lighting Installations 照明裝置	✓		
Air Conditioning Installations 空調裝置	✓		
Electrical Installations 電力裝置	✓		
Lift & Escalator Installations 升降機及自動梯的裝置	✓		
Performance-based Approach 以總能源為本的方法			✓

Notes:

1. In general, the lower the estimated “Annual Energy Use” of the building, the more efficient of the building in terms of energy use. For example, if the estimated “annual energy use of proposed building” is less than the estimated “annual energy use of baseline building”, it means the predicted use of energy is more efficient in the proposed building than in the baseline building. The larger the reduction, the greater the efficiency.

The predicted annual energy use, in terms of electricity consumption (kWh/m²/annum) and town gas/LPG consumption (unit/m²/annum), of the Development by the internal floor area served, where:

- (a) “total annual energy use” has the same meaning of “annual energy use” in the BEAM Plus New Buildings (current version); and
 - (b) “internal floor area”, in relation a building, a space or a unit means the floor area of all enclosed space measured to the internal faces of enclosing external and/or party walls.
2. “Baseline Building” has the same meaning as “Baseline Building Model (zero-credit benchmark)” in the BEAM Plus New Buildings (current version).
 3. “Central Building Services Installation” has the same meaning as that in the Code of Practice for Energy Efficiency of Building Services Installation issued by the Electrical and Mechanical Services Department.

註腳：

1. 一般而言，一棟樓宇的預計“每年能源消耗量”愈低，其節約能源的效益愈高。如一棟樓宇預計的“每年能源消耗量”低於該樓宇的“基線樓宇每年能源消耗量”，則代表預計該樓宇的能源應用較其基線樓宇有效，削減幅度愈大則代表有關樓宇能源節約的效益愈高。

預計每年能源消耗量 [以耗電量(千瓦小時/平方米/年)及煤氣/石油氣消耗量(用量單位/平方米/年)計算]，指將發展項目的每年能源消耗總量除以使用有關裝置的內部樓面面積所得出的商，其中：

- (a) “每年能源消耗量”與新建樓宇BEAM Plus標準(現行版本)中的「年能源消耗」具有相同涵義；及
 - (b) 樓宇、空間或單位的“內部樓面面積”，指外牆及/或共用牆的內壁之內表面起量度出來的樓面面積。
2. “基準樓宇”與新建樓宇 BEAM Plus 標準(現行版本)中的“基準建築物模式(零分標準)”具有相同涵義。
 3. “中央屋宇裝備裝置”與機電工程署發出的《屋宇裝備裝置能源效益實務守則》中的涵義相同。

This page is left blank intentionally.
本頁故意留白

There may be future changes to the Phase and the surrounding areas.

期數及其周邊地區日後可能出現改變。

Date of Printing: 7 April, 2022

印製日期：2022年4月7日

Phase 2 of MONACO ONE Development Sales Brochure

MONACO ONE 發展項目第2期 售樓說明書

Examination record 檢視記錄

Examination / Revision Date 檢視 / 修改日期	Page Number in version with Print Date on 7 April 2022 2022年4月7日 印製之版本之頁次	Page Number in revised version with Examination Date on 21 April 2022 2022年4月21日 檢視之版本之頁次	Revision Made 所作修改
21 April 2022 2022年4月21日	24	24	Layout Plan of the Development is revised 修改發展項目的布局圖
	152	152	Fittings, Finishes and Appliances is amended 裝置、裝修物料及設備作出修改
Examination / Revision Date 檢視 / 修改日期	Page Number in version with Print Date on 21 April 2022 2022年4月21日 印製之版本之頁次	Page Number in revised version with Examination Date on 20 July 2022 2022年7月20日 檢視之版本之頁次	Revision Made 所作修改
20 July 2022 2022年7月20日	17	17	Location Plan of the Development is revised 修改發展項目的所在位置圖
Examination / Revision Date 檢視 / 修改日期	Page Number in version with Print Date on 20 July 2022 2022年7月20日 印製之版本之頁次	Page Number in revised version with Examination Date on 19 October 2022 2022年10月19日 檢視之版本之頁次	Revision Made 所作修改
19 October 2022 2022年10月19日	10	10	Information on vendor and others involved in the phase is revised 修改賣方及有參與期數的其他人的資料
	17	17	Location Plan of the Development is revised 修改發展項目的所在位置圖
Examination / Revision Date 檢視 / 修改日期	Page Number in version with Print Date on 19 October 2022 2022年10月19日 印製之版本之頁次	Page Number in revised version with Examination Date on 2 November 2022 2022年11月2日 檢視之版本之頁次	Revision Made 所作修改
2 November 2022 2022年11月2日	21, 22	21, 22	Outline zoning plan relating to the Development is revised 修改關於發展項目的分區計劃大綱圖
	24	24	Layout Plan of the Development is revised 修改發展項目的布局圖
	44	44	Floor plans of residential properties in the phase is revised 修改期數的住宅物業的樓面平面圖

2 November 2022 2022年11月2日	134-139	134-139	Elevation plan is revised 修改立面圖
	212, 213	212, 213	Information in application for concession on gross floor area of building is revised 修改申請建築物總樓面面積寬免的資料
Examination / Revision Date 檢視 / 修改日期	Page Number in version with Print Date on 2 November 2022 2022年11月2日 印製之版本之頁次	Page Number in revised version with Examination Date on 18 January 2023 2023年1月18日 檢視之版本之頁次	Revision Made 所作修改
18 January 2023 2023年1月18日	9	9	Information on the phase is revised 修改期數的資料
	12, 13	12, 13	Information on design of the phase is revised 修改期數的設計的資料
	17	17	Location Plan of the Development is revised 修改發展項目的所在位置圖
	23	23	Outline zoning plan relating to the Development is revised 修改關於發展項目的分區計劃大綱圖
Examination / Revision Date 檢視 / 修改日期	Page Number in version with Print Date on 18 January 2023 2023年1月18日 印製之版本之頁次	Page Number in revised version with Examination Date on 17 March 2023 2023年3月17日 檢視之版本之頁次	Revision Made 所作修改
17 March 2023 2023年3月17日	18-20	18-20	Aerial Photograph of the Development is revised 修改發展項目的鳥瞰照片
	143	143	Fittings, Finishes and Appliances is amended 裝置、裝修物料及設備作出修改
Examination / Revision Date 檢視 / 修改日期	Page Number in version with Print Date on 17 March 2023 2023年3月17日 印製之版本之頁次	Page Number in revised version with Examination Date on 17 April 2023 2023年4月17日 檢視之版本之頁次	Revision Made 所作修改
17 April 2023 2023年4月17日	4, 7	4, 7	Notes to purchasers of first-hand residential properties is updated 更新一手住宅物業買家須知
	17	17	Location Plan of the Development is revised 修改發展項目的所在位置圖
	19, 20	19, 20	Aerial Photograph of the Development is revised 修改發展項目的鳥瞰照片

Phase 2 of MONACO ONE Development Sales Brochure

MONACO ONE 發展項目第2期 售樓說明書

Examination record 檢視記錄

Examination / Revision Date 檢視 / 修改日期	Page Number in version with Print Date on 17 April 2023 2023年4月17日 印製之版本之頁次	Page Number in revised version with Examination Date on 14 July 2023 2023年7月14日 檢視之版本之頁次	Revision Made 所作修改
14 July 2023 2023年7月14日	8-9	8-9	Information on the phase is revised 修改期數的資料
	16	16	Information on property management is revised 修改物業管理的資料
	17	17	Location Plan of the Development is revised 修改發展項目的所在位置圖
	19, 20	19, 20	Aerial Photograph of the Development is revised 修改發展項目的鳥瞰照片
	104-105, 107-109, 111	104-105, 107-109, 111	Summary of deed of mutual covenant is revised 修改公契的摘要
	141	141	Inspection of plans and deed of mutual covenant is revised 修改閱覽圖則及公契
	217	217	Information required by the director of lands to be set out in the sales brochure as a condition for giving the presales consent is deleted 刪除地政總署署長作為給予預售樓花同意書的條件而規定列於售樓說明書的資料
Examination / Revision Date 檢視 / 修改日期	Page Number in version with Print Date on 14 July 2023 2023年7月14日 印製之版本之頁次	Page Number in revised version with Examination Date on 11 October 2023 2023年10月11日 檢視之版本之頁次	Revision Made 所作修改
11 October 2023 2023年10月11日	17	17	Location Plan of the Development is revised 修改發展項目的所在位置圖
	143	143	Fittings, Finishes and Appliances is amended 裝置、裝修物料及設備作出修改
	212-213, 215-216	212-213, 215-216	Information in application for concession on gross floor area of building is revised 修改申請建築物總樓面面積寬免的資料

Examination / Revision Date 檢視 / 修改日期	Page Number in version with Print Date on 11 October 2023 2023年10月11日 印製之版本之頁次	Page Number in revised version with Examination Date on 10 January 2024 2024年1月10日 檢視之版本之頁次	Revision Made 所作修改
10 January 2024 2024年1月10日	10	10	Information on vendor and others involved in the phase is revised 修改賣方及有參與期數的其他人的資料
	17	17	Location Plan of the Development is revised 修改發展項目的所在位置圖
Examination / Revision Date 檢視 / 修改日期	Page Number in version with Print Date on 10 January 2024 2024年1月10日 印製之版本之頁次	Page Number in revised version with Examination Date on 9 April 2024 2024年4月9日 檢視之版本之頁次	Revision Made 所作修改
9 April 2024 2024年4月9日	17	17	Location Plan of the Development is revised 修改發展項目的所在位置圖
Examination / Revision Date 檢視 / 修改日期	Page Number in version with Print Date on 9 April 2024 2024年4月9日 印製之版本之頁次	Page Number in revised version with Examination Date on 8 July 2024 2024年7月8日 檢視之版本之頁次	Revision Made 所作修改
8 July 2024 2024年7月8日	17	17	Location Plan of the Development is revised 修改發展項目的所在位置圖
	19-20	19-20	Aerial Photograph of the Development is revised 修改發展項目的鳥瞰照片
Examination / Revision Date 檢視 / 修改日期	Page Number in version with Print Date on 8 July 2024 2024年7月8日 印製之版本之頁次	Page Number in revised version with Examination Date on 7 October 2024 2024年10月7日 檢視之版本之頁次	Revision Made 所作修改
7 October 2024 2024年10月7日	17	17	Location Plan of the Development is revised 修改發展項目的所在位置圖

Phase 2 of MONACO ONE Development Sales Brochure

MONACO ONE 發展項目第2期 售樓說明書

Examination record 檢視記錄

Examination / Revision Date 檢視 / 修改日期	Page Number in version with Print Date on 7 October 2024 2024年10月7日 印製之版本之頁次	Page Number in revised version with Examination Date on 6 January 2025 2025年1月6日 檢視之版本之頁次	Revision Made 所作修改
6 January 2025 2025年1月6日	17	17	Location Plan of the Development is revised 修改發展項目的所在位置圖
	19-20	19-20	Aerial Photograph of the Development is revised 修改發展項目的鳥瞰照片
	20A-20B	20A-20B	Aerial Photograph of the Development is added 新增發展項目的鳥瞰照片
	212-213	212-213	Information in application for concession on gross floor area of building is revised 修改申請建築物總樓面面積寬免的資料
Examination / Revision Date 檢視 / 修改日期	Page Number in version with Print Date on 6 January 2025 2025年1月6日 印製之版本之頁次	Page Number in revised version with Examination Date on 2 April 2025 2025年4月2日 檢視之版本之頁次	Revision Made 所作修改
2 April 2025 2025年4月2日	17	17	Location Plan of the Development is revised 修改發展項目的所在位置圖
	23	23	Outline zoning plan relating to the Development is revised 修改關乎發展項目的分區計劃大綱圖
Examination / Revision Date 檢視 / 修改日期	Page Number in version with Print Date on 2 April 2025 2025年4月2日 印製之版本之頁次	Page Number in revised version with Examination Date on 26 June 2025 2025年6月26日 檢視之版本之頁次	Revision Made 所作修改
26 June 2025 2025年6月26日	17	17	Location Plan of the Development is revised 修改發展項目的所在位置圖
	154	154	Fittings, Finishes and Appliances is amended 裝置、裝修物料及設備作出修改

Examination / Revision Date 檢視 / 修改日期	Page Number in version with Print Date on 26 June 2025 2025年6月26日 印製之版本之頁次	Page Number in revised version with Examination Date on 26 September 2025 2025年9月26日 檢視之版本之頁次	Revision Made 所作修改
26 September 2025 2025年9月26日	17	17	Location Plan of the Development is revised 修改發展項目的所在位置圖
	18	18	Aerial Photograph of the Development is revised 修改發展項目的鳥瞰照片
	19, 20, 20A, 20B	19, 20, 20A, 20B	This page is left blank intentionally 此頁特意留白
Examination / Revision Date 檢視 / 修改日期	Page Number in version with Print Date on 26 September 2025 2025年9月26日 印製之版本之頁次	Page Number in revised version with Examination Date on 23 December 2025 2025年12月23日 檢視之版本之頁次	
23 December 2025 2025年12月23日	17	17	Location Plan of the Development is revised 修改發展項目的所在位置圖
	23	23	Outline zoning plan relating to the Development is revised 修改關乎發展項目的分區計劃大綱圖
Examination / Revision Date 檢視 / 修改日期	Page Number in version with Print Date on 23 December 2025 2025年12月23日 印製之版本之頁次	Page Number in revised version with Examination Date on 20 March 2026 2026年3月20日 檢視之版本之頁次	Revision Made 所作修改
20 March 2026 2026年3月20日	17	17	Location Plan of the Development is revised 修改發展項目的所在位置圖
	19, 20	19, 20	Aerial Photograph of the Development is revised 修改發展項目的鳥瞰照片

